

# SELF STUDY REPORT

For

## RE ACCREDITATION



Submitted by

Bhartiya Shikshan Prasarak Sanstha's

**SHRI SIDDHESHWAR MAHAVIDYALAYA, MAJALGAON**

(Arts, Commerce & Science)

Court Road, MAJALGAON,

Dist. Beed-431131 Maharashtra (India)

Affiliated to

**Dr. BABASAHEB AMBEDKAR MARATHWADA  
UNIVERSITY**

Aurangabad, Maharashtra

Submitted to

**NATIONAL ASSESSMENT AND ACCREDITATION COUNCIL BANGALORE**

**OCTOBER - 2015**

## CONTENTS

Part- A -- Cover Letter

Part- B -- Executive Summary

Part- C -- Profile of the Institution

### • Criteria wise Analysis

Part- D -- Criteria Wise Inputs

- I. Curricular aspects
- II. Teaching Learning & Evaluation
- III. Research consultancy & Extension
- IV. Infrastructure and Learning resources.
- V. Students support and progression
- VI. Governance , leadership and Management
- VII. Innovations and Best Practices.

Part- E. -- Inputs from Departments

Faculty of Arts

- I. Department of English
- II. Department of Marathi
- III. Department of Hindi
- IV. Department of Sanskrit
- V. Department of Sociology
- VI. Department of History
- VII. Department of Political Science
- VIII. Department of Public Administration
- IX. Department of Economics
- X. Department of Drama
- XI. Department of T. M. P. A
- XII. Department of Music

Faculty of Science

- XIII. Department of Physics
- XIV. Department of Chemistry
- XV. Department of Mathematics

- XVI. Department of Zoology
- XVII. Department of Botany
- XVIII. Department of Computer Science

Faculty of commerce

- XVIII. Department of Commerce.

- Post Accreditation Initiatives

#### Appendices

- I. Declaration by Head of the Institution
- II. University Affiliation Certificate
- III. Latest Grant Certificate
- IV. 2(f) 12 (B) certificates
- V. Copy of Certificate of Accreditation
- VI. Copy of Peer Team Report
- VII. List of Sanstha Office bearers
- VIII. List of College Management committee
- IX. List of Teaching Staff
- X. List of Non-Teaching Staff

#### Enclosures

- I. Prospectus (2014-15)
- II. Annual Magazine (2014-15)

**PART – A**

**SHRI SIDDHESHWAR MAHAVIDYALAYA, MAJALGAON**

**(Arts, Commerce & Science)**

**Court Road Majalgaon, Dist. Beed-431131 Maharashtra (India)**

**Covering Letter**

To,

The Director  
National Assessment  
and Accreditation Council Bangalore.

**Sub:- Submission of “Self Study Report” for Re-Accreditation-Cycle-II of  
Shri Siddheshwar Mahavidyalaya , Majalgaon Dist. Beed,  
Maharashtra.**

Respected Sir,

It gives me great pleasure to submit the self-study report of our college to the National Assessment And Accreditation Council Bangalore, for Re-Accreditation. The coordinator and the teachers of college have put their sincere efforts in preparing this report in accordance with the guidelines of the NAAC. I honestly believe that getting accreditation from the body like NAAC is highly desirable and helpful in the development of the college. Please acknowledge the same and do the needful.

Thanking You.

Yours sincerely

Dr. K. L. Kamble  
(Principal)  
Shri Siddheshwar Mahavidyalaya,  
Majalgaon, Dist. Beed 431131  
Maharashtra (India)

Date:-22/10/2015

Place:-Majalgaon



## PART – B

### EXECUTIVE SUMMARY

Bhartiya Shikshan Prasarak Sanstha's, (BSPS) Shri Siddheshwar Mahavidyalaya , Majalgaon is at Majalgaon in Beed District of Marathwada region of Maharashtra State and is affiliated to Dr. Babasaheb Ambedkar Marathwada University, Aurangabad. Among other features of backwardness, educational backwardness was the prominent feature of the region. Realizing the need of the region some of the teachers and prominent citizens from the society came together and formed BSP Sanstha at Ambajogai in June 1951. The name of the Institution points out that emphasis is on "*Bhartiyatwa*". Its philosophy is based on the concept of what is essentially Indian in all walks of life. The work was started with the motto "*Kelyane Hot Ahere! Aadhi Kelechi Pahije*". The message given by a Maharashtrian Saint Samrath Ramdas in his "*Dasbodh*" *Granth* in their words "Work is Worship" (It means doing work is a must to get the work done.) The vision of the Institution is "To build a tradition of ideal citizens loyal to democracy, virtuous, scholarly, morally sound, and nationalist through Indian Education." With this vision BSPS runs schools and colleges (*Sanskar Kendras*) at different places in the Marathwada region. It took a decision to step in to the field of higher education and started Shri Siddheshwar Mahavidyalaya in June 1996 at Majalgaon, Dist. Beed, (M.S.). Shri Siddheshwar Mahavidyalaya works with these Objectives:- 1. To make available various courses at UG and PG level for the students. 2. To equip the students for global competency by providing them knowledge & necessary skills. 3. To cultivate moral values among the students which include Human Rights, Social Justice, Secularism, democracy etc. 4. To develop all round personality of the students by providing proper facilities and healthy atmosphere. 5. To create awareness about modern technology among the students. 6. To make available various skill oriented courses to the students so that they will get job or become self-employed. 7. To contribute in social awakening and social change through education.

To follow the objectives, Shri Siddheshwar Mahavidyalaya has been working since 1996. This is a co-education Junior & Senior College permanently affiliated to Dr. Babasaheb Ambedkar Marathwada University, Aurangabad having recognition of UGC under sections 2(f) and 12(B). The college is located in the heart of the town and has the campus of almost 1.3 acres which include class rooms, administrative wing, Laboratories, games room, Gymnasium, Ladies room, Library, reading room grounds etc. The college has Arts and Commerce faculties which provide B.A. and B.Com. Courses on grant in aid basis. In Arts faculty there are thirteen subjects. Each subject being a separate department which are English, Hindi, Marathi, Sociology, History, Political Sciences, Public Administration, Economics , etc. In Commerce faculty almost twenty subjects are being taught but it is treated as one department. In addition the college offer the subjects Sanskrit, Music, Drama and T. M. P. A. on Non-Grant basis. The college runs B.Sc. course under Science Faculty. In Science Faculty there are six departments which are Physics, Chemistry, Mathematics, Zoology, Botany and Computer Science. It also runs PG courses in Marathi (M.A. Marathi), on non-grant basis. The college is working in rural area at Taluka place where the large number of students are from economically backward sections. This puts limitations on sources of finance. In addition it is away from train tracks which resulted in to absence of big industries and markets. The grants provided by state govt. and UGC are the only major

sources of finance for the college. In spite of these limitations the college is putting all possible efforts in the all-round development of students. The first NAAC accreditation of the college has done in Oct. 2009. Since then the college is working towards quality enhancement as a part of which a decision of reaccreditation was taken. IQAC is established and it is active since 2009. To complete the process of reaccreditation, several committees are working under the guidance of IQAC. As the college is working with Arts, Science and Commerce faculties, the departments under reaccreditation are English, Marathi, Hindi, Sanskrit, Sociology, History, Pol. Science, Pub. Adm., Music, Economics, Drama, TMPA, Commerce, Physics, Chemistry, Mathematics, Zoology, Botany and Computer Science. The AQARs are promptly submitted to NAAC for the period from 2009-10 to 2014-15. In preparation of SSR for reaccreditation, the entire teaching and non-teaching staff was involved and have put their sincere efforts. We have tried to prepare SSR by following NAAC Guidelines as closely as possible.

## SWOC Analysis of the college

### Strengths –

- i. Permanent Affiliation.
- ii. 2(f) and 12(B) recognition
- iii. Visionary leadership of parent institute.
- iv. Qualified and competent faculties.
- v. Devoted employees & Team Work.
- vi. Sufficient infrastructure.

### Weaknesses –

- i. No hostel and canteen facility.
- ii. Limited Sources of Finance.
- iii. No big Auditorium.

### Opportunities-

- i. Scope for job oriented courses.
- ii. Encouraging response of female students.
- iii. Scope for PG courses in commerce and Science faculty.
- iv. Scope for research & Extension Activities.

### Challenges –

- i. Regularization of subjects on non-grant.
- ii. Sanction and recruitment of teaching staff.
- iii. Full computerization of office & Library.
- iv. Use of ICT in Teaching on large scale in learning process.
- v. Less scope for Availing guidance of Industry Experts as region is industrially backward.

### Future Plans of the College –

- i. Up gradation of Science Laboratories.
- ii. Construction of Big Auditorium.
- iii. Starting PG courses in Economics and Science
- iv. Use of ICT in Teaching Learning with AV room facility
- v. Construction of Women's Hostel.
- vi. To identify the areas of consultancy and prepare plan for the consultancy work.

## **SUMMARY OF THE SELF STUDY REPORT**

### **Criterion wise Analysis**

#### **Criteria – I – Curricular Aspects**

Curriculum is given by affiliating University. A detailed Annual Teaching plan is made in the beginning of the year. Teaching process is implemented and monitored as per the plan. Principal, Vice Principal and HOD's monitor the teaching process. For effective monitoring Teachers Academic Diary is maintained by every teacher in which Annual Teaching Plan, "Daily Lesson Notes" and Monthly Teaching Reports are regularly recorded. Courses and curriculum are according to the goals and objectives of the college. They are suitable for overall development of the students, and also help in developing the global competencies among students. It also contains the aspects of value based education. Several courses and subject options (as per the rules of affiliating University) are available to students so that they can choose appropriate course and subject. Feedback on curriculum is obtained from students and teachers. Teachers give feedback on curriculum to the members of B.O.S., University officers, academic experts and stake holders. Teachers participate in curriculum design and development as and when they get opportunity. One faculty member contributes in design and development of curriculum as B.O.S.

#### **Criteria II – Teaching Learning Evaluation**

The admission process is transparent. Admissions are given as per the rules of University and Govt. Special admission committee is established to monitor the entire process. Wide publicity of admission process is always made to give access to students from different geographical area and different socio-economic, cultural and educational backgrounds. Admissions are open to all, irrespective of cast, creed, religion, gender etc. Suitable programs are offered as to satisfy the needs of the students from different backgrounds. Gender equity and opportunity for differently abled students are also ensured. Teaching process is carefully planned and monitored by college. Teaching methods applied by teachers are suitable to make the learning easy. Advanced learners and slow learners are considered in teaching process. Teachers apply interactive and participatory approach and consider the abilities of students. Teachers use appropriate teaching aids including ICT for effective learning. Extra periods are taken wherever necessary. Library resources are effectively used in teaching learning process. Question-answers, group discussions and other techniques are used in teaching process. Teachers are qualified and experienced. The recruitment of teachers is made as per the rules and regulations of the UGC and Govt. Adequate teachers are appointed for all subjects. Teachers are very keen about their professional development, research and extension activities. Teachers participate in orientation courses, Refresher courses, conferences and seminars. Some teachers are busy in doctoral research. Some teachers have recognitions as research guide for Ph.D. Evaluation process is implemented as per the rules of University. Reforms in evaluation process are always introduced by University. Presently semester system of examination is in force. University conducts the examination process. College conducts college level evaluation as per the guidelines of the University. Student's grievances regarding

evaluation are promptly addressed as per University rules. Student's performance is encouraging which reflects the learning outcome. The results of UG and PG courses are increasing and progressive. This is also reflected through increasing admissions of students. Results of UG and PG courses are always in the range of 80% to 90% since last five years. Some students got success in competitive examinations and some got opportunities in Industry.

### **Criteria – III Research, consultancy and extension.**

Research committee is established in the college for the promotion of research. Library facility, internet facility, Reading room facility and other facilities are provided to faculty to facilitate research. Adequate opportunities are given to faculty to participate in conferences and seminars and to present papers. 40% of the faculty have completed Ph.D. 60% of faculty is doing Ph.D. Two faculty members are doing post-doctoral research under Minor Research Project scheme funded by UGC. Four faculty members are working as recognized research guide of the University for Ph.D. Almost all faculty members have presented and published research papers in national and international conferences. During next three years almost 90% of the faculty will be Ph.D. and will be engaged in post-doctoral research. At present the consultancy activities are not significant as the major faculty is busy in doing Ph.D. Within next five years the areas of consultancy will be identified and consultancy work will be implemented effectively. The college encourages students and teachers for extension activities. Various measures are taken to promote these activities. NSS and student council are the major mechanisms used for extension activities. The extension activities are organized for the benefit of the community in general and community in rural area as special. Emphasis is given on Health, Educations, RTI, Environment and National Integrity through extension activity. Participation of students, teachers and community is encouraged. About 300 students in NSS and 100 students in student associations are involved in extension activities. Through extension activities the college teachers and student work for Institutional social Responsibility. The college has no formal agreement with other agencies. Faculty works with teachers in other colleges of our sanstha.

### **Criteria IV – Infrastructure and Learning Resources**

The college is located in the heart of the city in 1.75 acre area. Adequate infrastructure is available for the efficient conduct of the educational activities. The college has twenty eight class rooms, two computer labs, and separate reading rooms for students and teachers. The college has playground for outdoor games like, Volleyball, Ball Badminton, Ring Teniquite, Cricket, and room for indoor games like Table Tennis, Carom, and Chess etc. All facilities are for boys and girls. The college has separate sanitary blocks of boys, girls, and teachers. There is separate drinking water facility for boys, girls and teachers. Recently the college established a water purification plant. The college has one close multipurpose auditorium cum A / Vroom. Well-furnished Principals and Vice Principals cabins, well equipped office and specious Library building is available to college. Separate spaces are provided to Dept. of computer science, Dept. of Commerce, Department of Physical education, Examination department, Competitive exam cell, Network resource center, salary earners co-operative society and cafeteria. Vehicle parking

facility is available to students and staff. Class Rooms and other infrastructure are well furnished and maintained. Adequate facilities are available for women and differently abled students. The college has a library with 15,849 books and about 30 journals. It has internet facility & Xerox facility. Library works under the guidance of Library committee. The college has adequate IT infrastructure. The computer student ratio is 1:34, Computerization of office, Library and examination dept. is made. Use of ICT in teaching is increasing. Two IT labs are available in college. CCTV system is established in the college campus. The process of Wi-Fi campus is in progress. Presently two access points of Wi-Fi modem are working. The maintenance of IT infrastructure is promptly made by the concern department. Computer access is given to students and faculty. The infrastructure facilities are augmented from time to time. The optimum use of infrastructure is ensured by LMC and Principal. The college activities start at 8.00 am and continue till 5 pm. The college campus remains busy for 09 hours a day. For augmentation and maintenance of infrastructure, Infrastructure committee works under the chairmanship of principal. The committee deals with all issues related to infrastructure. It identifies the need of funds, prepares budget and do the needful. Girl's students are encouraged to participate in college activities. Students counseling is made for higher studies, employment, and self-employment. About 50 students each from NSS, sports and cultural sections participate in inter college activities every year and get some prizes also.

#### **Criteria – V – Students support and Progression**

Efforts are made for students support and progression. Competitive exam guidance center, Grievance Redressal Cell and student's feedback are the mechanisms for the students support. Competitive exam cell works for career guidance, placement, personality development etc. Student's feedback is obtained regularly to know the difficulties of students. Attempts are made for the student's progression to higher studies. The average rate of progression from UG to PG is 30% to 40% Participation of students in social, cultural sports and other activities is ensured through NSS, Students Council, Sports Association, Cultural Association and other mechanisms.

#### **Criteria – VI – Governance, Leadership and Management**

The college works under the guidance of LMC and Executive Council of sanstha. The vision, mission and goals of the sanstha and college are clear and stated. They are communicated to all. There is a sound co-ordination and understanding between sanstha and college. The college activities are performed through principal, vice principal, H.O.D.'s and teachers. Decisions are always participatory. More than 23 committees are in function to perform academic, administrative, curricular, co-curricular and extracurricular activities. Every teacher is involved in activities. College activities are planned, monitored and implemented carefully. Meetings at opening and at the end of the each term are regularly arranged in which review of all activities is taken. Efforts are made for the professional development of teaching and non-teaching staff. Performance appraisal of staff is regularly made. The issues like budget, finance, resources and utilization of funds are regularly discussed and sorted out in LMC meetings. Internal Quality Assurance Cell is active and working regularly. It put efforts for quality enhancement of college activities. AQARs and other reports are prepared by IQAC and sent to NAAC promptly. As the head of the

institution, principal coordinates all the activities. He is assisted by two vice principals and office superintendent. Monthly review meetings are taken. Term wise reports of all activities are collected. All issues are discussed in the meetings of LMC and guidance of sanstha office bearers is sought. Alumni Association of college is established and undertakes regular meetings. Alumni, visit college occasionally and participate in college activities

#### **Criteria – VII- Innovations and best practices**

College is always careful for all round development of students, value education, character building and nationalism. All activities of college are arranged with these objectives. Students and teachers are free from addiction. Campus is tobacco free. The teacher student's relations are healthy. Environmental awareness is maintained. Rainwater harvesting scheme is implemented. Tree plantation and gardening is made wherever possible. The college has implemented two best practices i.e. Extracurricular activities and adopted village scheme.

## PART - C

### Profile of the Affiliated College

#### 1. Name and Address of the College:

|                  |   |                     |
|------------------|---|---------------------|
| Name :           | Bhartiya Shikshan Prasarak Sanstha's<br>Shri Siddheshwar Mahavidyalaya, Majalgaon |                     |
| Address :        | Court Road, Majalgaon Dist. Beed 431131 (M.S.)                                    |                     |
| City : Majalgaon | Pin : 431131  | State : Maharashtra |
| Website :        | www.siddheshwarcollege.com  |                     |

#### 2. For Communication:

| Designation                           | Name           | Telephone<br>with STD code       | Mobile     | Fax | Email                         |
|---------------------------------------|----------------|----------------------------------|------------|-----|-------------------------------|
| Principal                             | Dr. K.L.Kamble | O:02443-235475<br>R:02443-234775 | 9422720952 | --  | siddheshwar.college@gmail.com |
| Vice Principal                        | Dr.G.B.Honna   | O:<br>R:                         | 9890486288 |     |                               |
| Steering<br>Committee<br>Co-ordinator | Dr.S.R.Naik    | O:<br>R:02446-244963             | 9423168247 |     | srn0708@yahoo.co.in           |

#### 3. Status of the Institution:

Affiliated College

Constituent College

Any other (specify)

|   |
|---|
| ✓ |
|   |
|   |

#### 4. Type of Institution:

a. By Gender

i. For Men

ii. For Women

iii. Co-education

|   |
|---|
|   |
|   |
| ✓ |

b. By Shift

i. Regular

ii. Day

iii. Evening

|   |
|---|
| ✓ |
|   |
|   |

#### 5. It is a recognized minority institution?

Yes

No

|   |
|---|
|   |
| ✓ |

If yes specify the minority status (Religious/linguistic/ any other) and provide documentary evidence. N. A.

|       |
|-------|
| N. A. |
|-------|



6. Sources of funding:  
Government  
Grant-in-aid  
Self-financing  
Any other

|   |
|---|
|   |
|   |
| √ |

7. a. Date of establishment of the college: 17/06/1996 (dd/mm/yyyy)  
b. University to which the college is affiliated /or which governs the college  
(If it is a constituent college)

Dr. Babasaheb Ambedkar Marathwada  
University, Aurangabad

- c. Details of UGC recognition:

| Under Section | Date, Month & Year | Remarks (If any) |
|---------------|--------------------|------------------|
| i. 2 (f)      | 06-11-2008         |                  |
| ii. 12 (B)    | 21-07-2011         |                  |

(Enclose the Certificate of recognition u/s 2 (f) and 12 (B) of the UGC Act)

- d. Details of recognition/approval by statutory/regulatory bodies other than UGC (AICTE, NCTE, MCI, DCI, PCI, RCI etc.)

| Under Section/<br>clause | Recognition/Approval<br>details<br>Institution/Department<br>Programme | Day, Month<br>and Year<br>(dd-mm-yyyy) | Validity | Remarks |
|--------------------------|--|--|----------|---------|
| i.                       | Nil  |  |          |         |
| ii.                      |  |  |          |         |
| iii.                     |  |  |          |         |
| iv.                      |  |  |          |         |

(Enclose the recognition/approval letter)

8. Does the affiliating university Act provide for conferment of autonomy (as recognized by the UGC), on its affiliated colleges?

Yes ☐ No ☒

If yes, has the College applied for availing the autonomous status?

Yes ☐ No ☒

9. Is the college recognized?

- a. by UGC as a College with Potential for Excellence (CPE)?

Yes ☐ No ☒

If yes, date of recognition: ..... (dd/mm/yyyy)

b. for its performance by any other governmental agency?

Yes ☐ No ☒

If yes, Name of the agency ..... and

Date of recognition: ..... (dd/mm/yyyy)

10. Location of the campus and area in  
sq.mts:

|                           |                       |
|---------------------------|-----------------------|
| Location * Semi Urban     | Court Road, Majalgaon |
| Campus area in sq. mts.   | 2 Acres               |
| Built up area in sq. mts. | 2782.54 Sq. mtrs      |

(\* Urban, Semi-urban, Rural, Tribal, Hilly Area, Any others specify)

11. Facilities available on the campus (Tick the available facility and provide numbers or other details at appropriate places) or in case the institute has an agreement with other agencies in using any of the listed facilities provide information on the facilities covered under the agreement.

• Auditorium/seminar complex with infrastructural facilities 01 No.

• Sports facilities 01 No.

\* Playground ☒

\* Swimming pool ☐

\* Gymnasium ☒

• Hostel ☐

\* Boys' hostel ☐

i. Number of hostels

ii. Number of inmates

iii. Facilities (mention available facilities)

\* Girls' hostel ☐

i. Number of hostels

ii. Number of inmates

iii. Facilities (mention available facilities)

\* Working women's hostel ☐

i. Number of inmates

ii. Facilities (mention available facilities)

- Residential facilities for teaching and non-teaching staff (give numbers available — cadre wise)
- Cafeteria — ✓ Ground Floor near G-5 Room
- Health center – x

First aid, Inpatient, Outpatient, Emergency care facility,

Ambulance..... Health center staff – x

Qualified doctor Full time ☒ Part-time ☒

Qualified Nurse Full time ☒ Part-time ☒

- Facilities like banking, post office, book shops : No
- Transport facilities to cater to the needs of students and staff : No
- Animal house : No
- Biological waste disposal : Yes
- Generator or other facility for management/ regulation of electricity and voltage : Yes
- Solid waste management facility : Yes
- Waste water management : No
- Water harvesting : Yes

12. Details of programmes offered by the college (Give data for current academic year)

| Sl. No. | Programme Level | Name of the Programme/ Course | Duration                   | Entry Qualification        | Medium of instruction         | Sanctioned/ approved Student strength | No. of students admitted |
|---------|-----------------|-------------------------------|----------------------------|----------------------------|-------------------------------|---------------------------------------|--------------------------|
|         | Under-Graduate  | B.A.<br>B.Sc.<br>B.Com.       | 3Years<br>3Years<br>3Years | H.S.C.<br>H.S.C.<br>H.S.C. | Marathi<br>English<br>Marathi | 1800                                  | 1215                     |
|         | Post-Graduate   | M.A.                          | 2Years                     | U.G.                       | Marathi                       | 120                                   | 101                      |

|  |   |    |          |                   |         |    |    |
|--|---|----|----------|-------------------|---------|----|----|
|  | Integrated Programmes PG                | -- | --       | --                | --      | -- | -- |
|  | Ph.D.                                   | -- | --       | --                | --      | -- | -- |
|  | M.Phil.                                 | -- | --       | --                | --      | -- | -- |
|  | Ph.D                                    | -- | --       | --                | --      | -- | -- |
|  | Certificate courses                     | 03 | 6 Months | S.S.C. and H.S.C. | Marathi | -- | -- |
|  | UG Diploma                              | -- | --       | --                | --      | -- | -- |
|  | PG Diploma                              | -- | --       | --                | --      | -- | -- |
|  | Any Other (specify and provide details) | -- | --       | --                | --      | -- | -- |

13. Does the college offer self-financed Programmes?

Yes ☒ No ☐

If yes, how many?

14. New programmes introduced in the college during the last five years if any?

|     |    |    |                                     |        |    |
|-----|----|----|-------------------------------------|--------|----|
| Yes | -- | No | <input checked="" type="checkbox"/> | Number | -- |
|-----|----|----|-------------------------------------|--------|----|

15. List the departments: (respond if applicable only and do not list facilities like Library, Physical Education as departments, unless they are also offering academic degree awarding programmes. Similarly, do not list the departments offering common compulsory subjects for all the programmes like English, regional languages etc.)

| Faculty    | Departments<br>(eg. Physics, Botany, History etc.)   | UG                                  | PG      | Research |
|------------|--|-------------------------------------|---------|----------|
| Science 06 | Physics, Chemistry, Botany, Zoology, Mathematics, Computer Sci   | <input checked="" type="checkbox"/> | x       | x        |
| Arts 12    | Marathi, Hindi, English, Sanskrit, History, Economics, Pub. Admn, Pol. Sci, Music, Drama, TMPA, Sociology, | <input checked="" type="checkbox"/> | Marathi | x        |
| Commerce   | Commerce   | <input checked="" type="checkbox"/> | x       | x        |

|                        |   |   |   |   |
|------------------------|---|---|---|---|
| Any Other<br>(Specify) | x | x | x | x |
|------------------------|---|---|---|---|

16. Number of Programmes offered under (Programme means a degree course like BA, BSc, MA, and M.Com....) 19

- a. annual system
- b. semester system ☒
- c. trimester system

17. Number of Programmes with

- a. Choice Based Credit System
- b. Inter/Multidisciplinary Approach ☒
- c. Any other (specify and provide details) ☒

6. Does the college offer UG and/or PG programmes in Teacher Education?

Yes ☐ No ☒

If yes,

- a. Year of Introduction of the programme(s).....  
(dd/mm/yyyy) and number of batches that completed the programme
- b. NCTE recognition details (if applicable)

Notification No.: .....

Date: ..... (dd/mm/yyyy)

Validity:.....

c. Is the institution opting for assessment and accreditation of Teacher Education Programme Separately?

Yes ☐ No ☒

19. Does the college offer UG or PG programme in Physical Education?

Yes ☐ No ☒

If yes,

- a. Year of Introduction of the programme(s).....  
(dd/mm/yyyy) and number of batches that completed the programme
- b. NCTE recognition details (if applicable)

Notification No.: .....

Date: .....(dd/mm/yyyy)

Validity:.....

c. Is the institution opting for assessment and accreditation of Physical Education Programme separately?

Yes ☐ No ☒

20. Number of teaching and non-teaching positions in the Institution

| Positions  | Teaching faculty |    |                     |    |                     |    | Non-teaching staff |    | Technical staff |     |
|--|------------------|----|---------------------|----|---------------------|----|--------------------|----|-----------------|-----|
|  | Profess or       |    | Associate Professor |    | Assistant Professor |    |                    |    |                 |     |
|  | *                | *F | *M                  | *F | *M                  | *F | *M                 | *F | *M              | *F  |
| Sanctioned by the UGC / University / State Government<br><i>Recruited</i>            | 01               | 00 | 00                  | 00 | 30                  | 06 | 19                 | 02 | ---             | --- |
| <i>Yet to recruit</i>  |                  |    |                     |    | 04                  |    |                    |    |                 |     |
| Sanctioned by the Management/ society or other authorized bodies<br><i>Recruited</i> |                  |    |                     |    | 03                  |    |                    |    |                 |     |
| <i>Yet to recruit</i>  |                  |    |                     |    |                     |    |                    |    |                 |     |

\*M-Male \*F-Female

21. Qualifications of the teaching staff:

| Highest qualification | Professor |        | Associate Professor |        | Assistant Professor |        | Total |
|-----------------------|-----------|--------|---------------------|--------|---------------------|--------|-------|
|                       | Male      | Female | Male                | Female | Male                | Female |       |
| Permanent teachers    |           |        |                     |        |                     |        |       |
| D.Sc./D.Litt.         | --        | --     | --                  | --     | --                  | --     | --    |
| Ph.D.                 | 01        | --     | --                  | --     | 10                  | 01     | 12    |
| M.Phil.               | --        | --     | --                  | --     | 11                  | 02     | 03    |
| PG                    | --        | --     | --                  | --     | 05                  | --     | 05    |
| Temporary teachers    |           |        |                     |        |                     |        |       |
| Ph.D.                 | --        | --     | --                  | --     | 01                  | --     | 01    |
| M.Phil.               | --        | --     | --                  | --     | 03                  | --     | 03    |
| PG                    | --        | --     | --                  | --     | --                  | --     | --    |
| Part-time teachers    |           |        |                     |        |                     |        |       |
| Ph.D.                 | --        | --     | --                  | --     | -                   | --     | --    |
| M.Phil.               | --        | --     | --                  | --     | -                   | --     | --    |
| PG                    | --        | --     | --                  | --     | -                   | --     | --    |

22. Number of Visiting Faculty /Guest Faculty engaged with the College.

23. Furnish the number of the students admitted to the college during the last four academic years.

| Categories | Year 1 |        | Year 2 |        | Year 3 |        | Year 4 |        |
|------------|--------|--------|--------|--------|--------|--------|--------|--------|
|            | Male   | Female | Male   | Female | Male   | Female | Male   | Female |
| SC         | 80     | 40     | 67     | 34     | 76     | 36     | 104    | 51     |
| ST         | 04     | --     | 05     | --     | 07     | 03     | 13     | 07     |

|         |     |     |     |     |     |     |     |     |
|---------|-----|-----|-----|-----|-----|-----|-----|-----|
| OBC     | 72  | 36  | 81  | 42  | 72  | 34  | 114 | 56  |
| General | 361 | 188 | 299 | 158 | 426 | 197 | 456 | 230 |
| Others  | 78  | 38  | 73  | 37  | 95  | 45  | 153 | 76  |

24. Details on students enrollment in the college during the current academic year:

| Type of students  | UG   | PG  | M. Phil. | Ph.D. | Total |
|---|------|-----|----------|-------|-------|
| Students from the same state where the college is located | 1114 | 101 | --       | --    | 1215  |
| Students from other states of India                       | 01   | --  | --       | --    | 01    |
| NRI students  | --   | --  | --       | --    | --    |
| Foreign students  |      |     |          |       |       |
| Total   | 1115 | 101 | --       | --    | 1216  |

25. Dropout rate in UG and PG (average of the last two batches)

UG  PG

26. Unit Cost of Education

(Unit cost = total annual recurring expenditure (actual) divided by total number of students enrolled)

(a) Including the salary component

**Rs.20,951/-**

(b) Excluding the salary component

**Rs.19,362/-**

27. Does the college offer any programme/s in distance education mode (DEP)?

Yes  No ☒

If yes,

a) is it a registered centre for offering distance education programmes of another University

Yes  No ☒

b) Name of the University which has granted such registration.

Not Applicable

c) Number of programmes offered

d) Programmes carry the recognition of the Distance Education Council.

Yes  No ☒

28. Provide Teacher-student ratio for each of the programme/course offered

| Programme | Student Strength | Number of Teachers | Stu. Teacher Ratio |
|-----------|------------------|--------------------|--------------------|
| B. A.     | 527              | 13                 | 40.53 : 1          |
| B. Sc.    | 372              | 11                 | 33.18 : 1          |
| B. Com.   | 296              | 03                 | 43.20 : 1          |
| M. A.     | 101              | 02                 | 50.50 : 1          |

29. Is the college applying for Accreditation?

Cycle 1 ☐ Cycle 2 ☒ Cycle 3 ☐ Cycle 4 ☐

Re-Assessment: ☐

**(Cycle 1 refers to first accreditation and Cycle 2, Cycle 3 and Cycle 4 refers to re- accreditation)**

30. Date of accreditation\* (applicable for Cycle 2, Cycle 3, Cycle 4 and re-assessment only)

Cycle 1: 5/6 Oct.2009 Accreditation Outcome/Result "C" Grade 1.89 CGPA.

Cycle 2: ..... (dd/mm/yyyy) Accreditation Outcome/Result.....  
Cycle 3: ..... (dd/mm/yyyy) Accreditation Outcome/Result.....

**\* Kindly enclose copy of accreditation certificate(s) and peer team report(s) as an annexure.**

31. Number of working days during the last academic year.

235

32. Number of teaching days during the last academic year

(Teaching days means days on which lectures were engaged excluding the examination days)

185

33. Date of establishment of Internal Quality Assurance Cell



(IQAC) IQAC:- 15 June 20010

34. Details regarding submission of Annual Quality Assurance Reports (AQAR) to NAAC.

AQAR (i) 2011-12. On Line Date:-29/12/2012

AQAR (ii) 2012 – 13. By e mail on 21/10/2015

AQAR (iii) 2013 - 14. By e mail on 21/10/2015

AQAR (iv) 2014- 15. By e mail on 21/10/2015

35. Any other relevant data (not covered above) the college would like to include. (Do not include explanatory/descriptive information)

## **PART -D**

# **Criteria-Wise Inputs**

## **CRITERION I: CURRICULAR ASPECTS**

### **1.1 Curriculum Planning and Implementation**

#### **1.1.1 State the vision, mission and objectives of the institution, and describe how these are communicated to the students, teachers, staff and other stakeholders.**

The Mahavidyalaya runs with the vision and mission of Sanstha i.e. Bhartiya Shikshan Prasarak Sanstha (BSPS). The vision of our Sanstha is “To produce a tradition of ideal citizens, loyal to democracy, virtuous, scholarly, morally sound and nationalist through Indian Education”.

The vision and mission is stated in the constitution of Sanstha. It is discussed frequently in all meetings held by Sanstha. Mission of the Sanstha is,

1. Nation building through man making and character building.
2. To adopt requisite pedagogies for quality awareness of knowledge and skills among the students for fulfillment of national and International requirements.
3. To promote the competences of the students by imparting value added education to face challenges of rapid changing world.
4. To promote teachers and students to undertake academic activities and training programmes related with higher education.

**The Goals of the Sanstha are ...**

- To impart knowledge and skills to the students.
- To cultivate moral values among the students
- To create awareness of the value of education in the society.
- To help Social transformation through education
- To contribute to national development.

**The Objectives of the Mahavidyalaya are...**

- To provide facilities of Higher Education in rural area.

- To provide graduate and post graduate under various faculties in and around Majalgaon area.
- To provide Adult and Continuing Education Services.
- To cultivate moral values among the students which include human rights, social justice, secularism, democracy and eradication of untouchability.
- To develop all round personality of the students by providing proper facilities and suitable healthy atmosphere.
- To create awareness of the modern technology among students.
- To make available various skill-oriented courses to students. So that they will get the job or become self employed.
- To contribute in social awakening and social change through education.

These objectives are always discussed in staff meetings, student's meeting and meetings of Sanstha. The objectives are included in 'Teacher's Academic Diary' and 'Non-teaching Employee's Work Diary'. It is communicated to teachers and other stake holders at various occasions.

**1.1.2 How does the institution develop and deploy action plans for effective implementation of the curriculum? Give details of the process and substantiate through specific example(s).**

A detailed meeting of all teachers is held in the beginning of the year. The Principal and vice principal give all instructions regarding curriculum in this meeting. An Academic calendar is prepared. Departmental meetings are held in which subjects/papers are allotted to the teachers. Every teacher is required to submit teaching plan of every paper allotted to him. This plan contains all details regarding implementation of curriculum. Teaching plans are collected and verified by the principal. Monthly teaching reports are collected and implementation of teaching plan is reviewed. The entire process is monitored through teacher's academic diary. This diary is a comprehensive record of academic activities. Every teacher is required to maintain the academic diary and expected to obtain signature by the vice-principal and the principal every month.

At the end of each term the review is taken about the completion of the academic assignments of the teachers through the reports submitted by them. If it is found that there

are short comings in implementations the concerned teacher is made aware about the short comings and informed to make corrections.

**1.1.3 What type of support (procedural and practical) do the teachers receive (from the University and/or institution) for effectively translating the curriculum and improving teaching practices?**

Every teacher receives a copy of curriculum, and receives guidance from Principal, Vice-Principal and HOD regarding teaching plan and its implementation. Library provides reference books, text books and other instructional material relevant to curriculum. Every teacher receives pattern of question paper and scheme of marking of university examination. Latest reference books and text books are purchased and provided to teachers. To understand the latest publications in the subject, publisher's catalogues are provided.

**1.1.4 Specify the initiatives taken up or contribution made by the institution for effective curriculum delivery and transaction on the Curriculum provided by the affiliating University or other statutory agency.**

Mahavidyalaya provides information regarding curriculum in prospectus. Details of curriculum are given to students by concern teachers at the beginning of the academic year in the classroom. Syllabi of the concern subject are made available to the students in the library. It is available on the University web site. The list of the reference and text books is given to students by subject teachers at the beginning of the academic year.

**1.1.5 How does the institution network and interact with beneficiaries such as industry, research bodies and the university in effective operationalization of the curriculum?**

The Mahavidyalaya offers the courses like B.A., B.Sc., B.Com., and M.A.(Marathi). Hence there is a little scope to have interaction and networking with industries or research bodies. However students have an opportunity to have interaction with the industry and research bodies particularly at the time of the study tours, visits , field work etc that are arranged by the concern departments.

**1.1.6 What are the contributions of the institution and/or its staff members to the development of the curriculum by the University?(number of staff members/departments represented on the Board of Studies, student feedback, teacher feedback, stakeholder**

### **feedback provided, specific suggestions etc.**

Every teacher gives feedback on curriculum to affiliating university wherever he gets opportunity. Teachers discuss with fellow teachers, experts and BOS members frequently on curriculum. During the process of framing curriculum teachers give suggestions to BOS members in formal and informal discussions. Teachers have participated in the workshops on curriculum designing organized by University.

Dr. S. R. Naik is directly involved in the design and development of curriculum as BOS member of Military Science of Dr. B. A. M. University Aurangabad.

#### **1.1.7 Does the institution develop curriculum for any of the courses offered (other than those under the affiliating university) by it? If “yes”, give details on the process (“Needs Assessment”, design, development and planning) and the courses for which the curriculum has been developed.**

No.

#### **1.1.8 How does institution analyze/ensure that the stated objectives of curriculum are achieved in the course of implementation?**

Mahavidyalaya takes care about planning and implementation of curriculum. It always takes review about the implementation of curriculum in the staff meetings and monthly reports of the teachers. Principal collects information about various curriculum offered by Mahavidyalaya and verifies about their implementations.

### **1.2 Academic Flexibility**

#### **1.2.1 Specifying the goals and objectives give details of the certificate/diploma/ skill development courses etc., offered by the institution.**

Mahavidyalaya provides under graduate courses i.e. B.A., B.Sc. and B.Com. and post graduate course i.e. M.A. (Marathi). All these courses are according to the objectives of the Mahavidyalaya. B.A., B.Sc., B.Com and M.A. courses are according to our basic objectives of providing various

UG and PG courses to students of rural area. B.Sc. and B.Com. Courses are also skill oriented courses which enable students to get employment. B.A. course is helpful in cultivating moral and human values among the students.

**1.2.2 Does the institution offer programmes that facilitate twinning /dual degree? If 'yes', give details.**

Such types of programs are not introduced by Mahavidyalaya.

**1.2.3 Give details on the various institutional provisions with reference to academic flexibility and how it has been helpful to students in terms of skills development, academic mobility, progression to higher studies and improved potential for employability**

**\* Range of Core /Elective options offered by the University and those opted by the Mahavidyalaya**

**\* Choice Based Credit System and range of subject options**

**\* Courses offered in modular form**

**\* Credit transfer and accumulation facility**

**\* Lateral and vertical mobility within and across programmes and courses**

**\* Enrichment courses**

We provide degree courses (B.A., B.Sc. and B.Com.) and post degree course (M.A. Marathi).

Following range of core and elective options are available to students.

**I Degree Courses:-**

B.A. (Three year Degree Course)

|                          |   |
|--------------------------|---|
| Compulsory Language      | : English (Up to S.Y.)                                      |
| Second Language          | : Marathi / Hindi / Sanskrit (Up to S.Y.)                   |
| Optional Subjects Groups | (Any one subject from each group-Total three subjects)      |
| Group 1.                 | Marathi / Hindi / English/ Sanskrit                         |
| Group 2.                 | Sociology / Political Science.                              |
| Group 3.                 | Public Adm./ Economics/ Mahatma Phule Ambedkar Vichardhara. |
| Group 4.                 | History/ Music/ Drama.                                      |

B.Sc. (Three year Degree Course)

Compulsory Language : English (Up to S.Y.)  
Second Language : Marathi / Hindi / Sanskrit (Up to S.Y.)  
Optional Subjects (Any three subjects)  
Physics  
Chemistry  
Mathematics/ Botany  
Zoology  
Computer Science

B.Com. (Three year Degree Course)

i) B.Com. F.Y.:-

English  
Second Language (Marathi / Hindi / Sanskrit)  
IT App. in Business Part-I & II  
Entrepreneurship Development I & II  
Business & Industrial Economics I & II  
Financial Accounting I & II  
Business Math and Statistics II

ii) B.Com. S.Y.:-

English  
Second Language (Marathi / Hindi / Sanskrit)  
IT App. in Business Part-III & IV  
Principle of Business Management I & II  
Corporate Accounting I & II  
Business Regulatory Framework I & II  
Optional I & II  
(Marketing Management / Financial Management / Human Resource

Management)

iii) B.Com. T.Y.:-

1. Advanced Financial Accounting-I & II  
2. Management Accounting-I & II  
3. Cost Accounting –I & II  
4. Indirect Tax & Direct Tax I & II  
5. New Auditing Trends- I & II  
6. **Optional –**  
Banking & Insurance- I & II  
Small Business Paradigm & Supply Chain Management- I & II  
Cooperative Management & Retail Management- I & II  
Rural Development & Agricultural Marketing- I & II  
Information & Communication Technology- I & II

**II Post Degree Course**

M.A. (Marathi)

(1) Choice based programmes are offered by university and Mahavidyalayas. – No.

- (2) Courses in modular form - No
- (3) Credit transfer and accumulate on facility - No
- (4) Lateral and vertical mobility – The students passed in H.Sc. or equivalent course from science stream will admit to B.A., B.Sc. and B.Com. Courses. Commerce students will admit for B.A. and B.Com. Course. Arts students will admit for B.A. course only.
- (5) Enrichment courses – The following course is enrichment course, B.Sc. Computer Science.

**1.2.4 Does the institution offer self-financed programmes? If ‘yes’, list them and indicate how they differ from other programmes, with reference to admission, curriculum, fee structure, teacher qualification, salary etc.**

Mahavidyalaya does not offer self financing programs. We offer Self Financing programmes in the form of subjects. For which we do not receive government grants and funds. For B.A. students i) Music, ii) Dramatics, iii) Sanskrit, iv) Mahatma Phule Ambedkar Vichardhara. For B.Sc. it is Computer Science. For B.A. students 100 Hours Computer Course. For B.A., B.Sc. and B.Com. students Environment Awareness Course. We offer these courses only after permission of State Government and approval of University. The admission is given on first come first serve basis. The Curriculum and fees structure for this program is provided by the University. We appoint faculty, provide teaching and library facility.

**1.2.5 Does the Mahavidyalaya provide additional skill oriented programmes, relevant to regional and global employment markets? If ‘yes’ provide details of such programme and the beneficiaries.**

Yes, Mahavidyalaya provides skill oriented programmes relevant to regional and global employment markets to keep pace with the changing global trends and needs with the help of following curriculum.

For B.A. students ‘100 Hours Computer Course’ is compulsory. Our B.Sc. programme includes the subject of Computer Science as optional subject. B.Com. programme include the subjects IT and its Application in Business.

**1.2.6 Does the University provide for the flexibility of combining the conventional face to face and Distance Mode of Education for students to choose the courses/combination of their choice” If „yes“, how does the institution take advantage**



### **of such provision for the benefit of students?**

The university provides prefixed range of academic programme and subject combinations. It does not provide distance mode of education.

## **1.3 Curriculum Enrichment**

### **1.3.1 Describe the efforts made by the institution to supplement the University's Curriculum to ensure that the academic programmes and Institution's goals and objectives are integrated?**

From wide range of courses Mahavidyalaya chooses appropriate curriculum and courses provided by university which are in the line of our goals and objectives. It takes care while choosing programmes as to ensure the integrity between programme and objectives.

We have three year degree courses in Arts, Science and Commerce faculties according to our basic objective of providing higher education in rural area. Science, Commerce and Computer courses have a relevance to the regional, national and global trends. Arts courses are in the line of our objectives for all round development of students and value based education.

### **1.3.2 What are the efforts made by the institution to modify, enrich and organize the curriculum to explicitly reflect the experiences of the students and cater to needs of the dynamic employment market?**

The Mahavidyalaya has not any scope in modification of programmes that are given by university. Yet considering the feedback of students and teachers on program, suggestions are forwarded to B O S informally as and when required. Teachers are facilitated to attend the workshops on curriculum organized by the university and take efforts to enrich the curriculum at the time of modification of the syllabus of the concerned subject.

### **1.3.3 Enumerate the efforts made by the institution to integrate the cross cutting issues such as Gender, Climate Change, Environmental Education, Human Rights, ICT etc., into the curriculum?**

All programs are offered to all students irrespective of gender discriminations. Regarding climatic changes and environmental education, university has made it compulsory to all students. Every student is required to complete the course on environment. Human rights education is given to students through formal subjects like pol.sci. & public Administration as well as through extracurricular activities under NSS and other students associations. ICT is the facility provided through curriculum to B.A., B. Sc, B.Com and M.A.(Marathi) students. Every student who does not have access to ICT through curriculum is required to complete the '100 hours computer course' designed by university.

#### **1.3.4 What are the various value-added courses/enrichment programmes offered to ensure holistic development of students?**

**\*moral and ethical values**

**\*employable and life skills**

**\*better career options**

**\*community orientation**

Moral and ethical values are inculcated through the humanities and social sciences with these subjects are offered to students at B.A. level. Employability and life skill are developed through B.Sc., B.Com. courses and through Music and Drama in Arts faculty. Better career options are provided to students through the courses like B.A., B.Sc., B.Com and M.A.(Marathi).

For development of community orientation extension activities are organized through NSS and students are involved in it. Special camping programmes are undertaken by NSS every year in which the core idea is community orientation. We prepare comprehensive plan of extra- curricular activities of student's forums keeping in view to cultivate moral and ethical values and skills among the students. The plans are prepared for cultural activities, debate and elocution activities, Students council activities, NSS & Sports. Mahavidyalaya provides career development guidance and competitive exam guidance through Career Guidance personally.

#### **1.3.5 Citing a few examples enumerate on the extent of use of the feedback from stakeholders in enriching the curriculum?**

Mahavidyalaya has feedback mechanism for students, parents, employees and community through various methods time to time. The students have given full freedom to give their feedback on curriculum along with other aspects of the teaching-learning process. Informal feedback from parents and community is received.

### **1.3.6 How does the institution monitor and evaluate the quality of its enrichment programmes?**

Teachers prepare detailed yearly plan for completion of curriculum. Teachers have to write lesson notes for effective teaching. Feedback is taken by teachers in the interaction with the students in the class room and in the meeting of the teacher guardian scheme.

## **1.4 Feedback System**

### **1.4.1 What are the contributions of the institution in the design and development of the curriculum prepared by the University?**

Mahavidyalaya encourages teachers to analyze the curriculum provided by university. Whenever a new curriculum is given by university it is discussed in the departmental meetings. It is discussed with academic experts. The Mahavidyalaya also encourages teachers to participate in seminars or workshops on university curriculum.

### **1.4.2 Is there a formal mechanism to obtain feedback from students and stakeholders on Curriculum? If 'yes', how is it communicated to the University and made use internally for curriculum enrichment and introducing changes/new programmes?**

Mahavidyalaya has feedback mechanism in this regard. Feedback of teachers is obtained in departmental meetings and teachers meetings. As and when required the feedback is forwarded to university. Teachers participate in seminars and group discussion curriculum and interact with academic peers.

### **1.4.3 How many new programmes/courses were introduced by the institution during the last four years? What was the rationale for introducing new courses/programmes?)**

Nil.

## **CRITERION- II : TEACHING LEARNING AND EVALUATION**

### **2.1 STUDENT ENROLLMENT AND PROFILE:**

#### **2.1.1 How does college ensure publicity and transparency in the admission process?**

##### **Publicity of admission process :**

##### **a) Prospectus:**

At the start of academic year, college prepares updated prospectus which provides detailed information about the college regarding the courses offered and infrastructural facilities. It also provides intake capacity, eligibility criteria for admission to each course, fee structure, documents necessary for admission, etc.

It also enlists the subject combinations for three years B.Sc. course. Prospectus also provides information about academic as well as support facilities. The academic calendar, rules and regulations, prizes for rank holders are also mentioned in the prospectus.

##### **b) College website:**

In addition to issuing of prospectus, college has developed its website [www.siddheshwarcollege.com](http://www.siddheshwarcollege.com) for the convenience of students and parents. The website contains all the information mentioned in the prospectus as well as detailed information about the faculty.

##### **c) Print media:**

College publishes advertisements about admissions in leading local and district level newspapers. Whenever new courses or subjects are introduced, college publishes the advertisements in the newspapers.

##### **d) Transparency in admission process:**

College follows all the norms for admission laid down by Dr. Babasaheb Ambedkar Marathwada University, Aurangabad. It follows the guidelines regarding reservation to the backward classes. Admission committee is formed for admission process. Admission committee helps the students for their admission. Admissions are done on the first come first serve basis.

**2.1.2 Explain in detail the criteria adopted and the process of admission (Ex. 1.Merit, 2. common admission test conducted by state agencies and national agencies, 3. Combination of merit and entrance test or merit, entrance test and interview, 4.any**

**other) to various programmes of the institution.**

College follows all the norms for admissions laid down by Dr. Babasaheb Ambedkar Marathwada University, Aurangabad and Government of Maharashtra. It follows the guidelines regarding Reservation to backward classes.

#### **Admission to U.G. and P.G. Courses:**

For UG and PG courses admissions are given on the first come first serve basis. Separate admission Committee is formed by the college for UG and PG courses. The admission committee guides the Students for admission process.

**2.1.3 Give the minimum and maximum percentage of marks for admission at entry level for each of the programmes offered the college and provide a comparison with other colleges of the affiliating university within the city/district.**

The students who fulfill the minimum criteria for admission as per university norms are given admissions on the first come first serve basis. The other colleges in our area follow the same procedure for admissions.

**2.1.4 Is there a mechanism in the institution to review the admission process and student profile annually? If 'yes' what is the outcome of such an effort and how has it contributed to the improvement of the process?**

The college takes a review of the students admitted in each course. The maximum intake for the B.Sc.F.Y. 240, B.A.F.Y. 240, B.Com.120. For M.A. Part First (Marathi) intake capacity is 60. After completing the strength of admissions as per the intake capacity, if some students want admissions in our college then permission is taken from the University for Excess Admissions. College maintains the group wise balance of students. After the admission process is completed, principal takes a review of the admission procedure from teaching and non-teaching staff. If any difficulty in admission process is reported, it is resolved in the next year.

The individual department monitors the progress of the students by maintaining the student profile. Thus slow learners and advanced learners are identified.

#### **Outcomes:**

Guidance is given for slow learners. Career guidance is provided for outstanding students.

**2.1.5 Reflecting on the strategies adopted to increase/ improve access for following categories of students, enumerate on how the admission policy of the institution and its students profiles demonstrate/reflect the National commitment to diversity and inclusion. SC/ST OBC Women Differently abled Economically weaker sections Minority community Any other**

**a) Students from disadvantaged community**

There is reservation for students belonging to disadvantaged community as per Govt. of Maharashtra notifications. The college takes every care to ensure the reservations meant for disadvantaged community every year. As the students for category get their tuition fees from the government, at the time of admission, college takes minimum fees excluding tuition fees from these students, so that these students get attracted for admission and their strength gets increased. In critical cases, the college level fee is excused.

The following table shows the number of students admitted in the college during the last 05 years and their percentage in total admission.

| Category | 2009-10 |       | 2010-2011 |      | 2011-2012 |       | 2012-2013 |       | 2013-14 |       | 2014-15 |       |
|----------|---------|-------|-----------|------|-----------|-------|-----------|-------|---------|-------|---------|-------|
|          | Total   | %     | Total     | %    | Total     | %     | Total     | %     | Total   | %     | Total   | %     |
| SC       | 86      | 13.78 | 100       | 14.8 | 120       | 13.30 | 101       | 12.69 | 112     | 11.30 | 155     | 12.30 |
| ST       | 08      | 1.28  | 03        | 0.45 | 04        | 0.44  | 05        | 0.63  | 10      | 1.00  | 20      | 1.59  |
| OBC      | 62      | 9.93  | 71        | 10.5 | 108       | 12.00 | 123       | 15.45 | 106     | 10.70 | 170     | 13.49 |
| SBC      | 05      | 0.80  | 09        | 1.35 | 13        | 1.44  | 06        | 0.75  | 04      | 0.40  | 08      | 0.63  |
| NT       | 42      | 6.73  | 59        | 8.73 | 71        | 7.92  | 65        | 8.17  | 89      | 8.98  | 143     | 11.35 |
| VJ       | 37      | 5.92  | 27        | 4.00 | 32        | 3.55  | 39        | 4.90  | 47      | 4.74  | 78      | 6.19  |
| PH       | -       |       | -         | -    | -         | -     | -         | -     | -       | -     | -       | -     |
| EXS      | -       |       | -         | -    | -         | -     | -         | -     | -       | -     | -       | -     |

**Girl students,**

Efforts are done to increase the strength of girl's students. Our college exists in rural area; therefore there is a less desire in community for girls' education. The number of women

students admitted in college in the last five years is shown in the following table.

| Category      | 2009-10 |       | 2010-2011 |       | 2011-2012 |       | 2012-2013 |       | 2013-2014 |       | 2014-15 |      |
|---------------|---------|-------|-----------|-------|-----------|-------|-----------|-------|-----------|-------|---------|------|
|               | Girls   | %     | Girls     | %     | Girls     | %     | Girls     | %     | Girls     | %     | Girls   | %    |
| Women Student | 155     | 24.83 | 215       | 31.80 | 302       | 33.67 | 271       | 34.05 | 315       | 31.79 | 420     | 33.3 |

#### **Differently-abled:**

There is reservation for students belonging to differently-abled categories as per the norms of government. The canvassing is made for the differently able students to increase the percentage of their admission in college.

#### **Economically weaker sections:**

The government pays tuition fee of students coming from economically weaker sections. Students coming economically weaker sections are advised to apply for avail of fee concession within time. They are guided about filling and submitting form for availing EBC scholarship.

#### **Minority community:**

The students coming from minority community are also eligible for scholarship of government. Students from minority community are informed about the scholarship and guided to apply for scholarship.

**2.1.6 Provide the following details for various programmes offered by the institution during the last five years and comment on the trends i.e. reasons for increase/decrease actions initiated for improvement.**

| Programme | The number of students admitted |         |         |         |         |         |
|-----------|---------------------------------|---------|---------|---------|---------|---------|
|           | 2009-10                         | 2010-11 | 2011-12 | 2012-13 | 2013-14 | 2014-15 |
| B.Sc.     | 294                             | 251     | 341     | 297     | 353     | 462     |
| B.A.      | 234                             | 281     | 384     | 323     | 436     | 512     |
| B.Com     | 89                              | 98      | 122     | 110     | 133     | 184     |
| M.A.      | 07                              | 36      | 50      | 66      | 69      | 102     |
| Total     | 624                             | 676     | 897     | 796     | 991     | 1260    |

#### **2.2 Catering to diverse needs of students.**

##### **2.2.1 How does the institution cater to the needs of differently-abled students and**

### **ensure adherence to government policies in this regard?**

As per the government's norms, seats are reserved to differently abled students. The college implements schemes of government of Maharashtra and U.G.C. for their benefit. The differently abled students are advised to make use of free ship provided by government. As library and reading room both are located at ground level, such students do not feel any inconvenience.

### **2.2.2 Does the institution assess the students' needs in terms of knowledge and skills before the commencement of the programme? If 'yes', give details on the process.**

Yes. The student is assessed at the time of admission on the basis of marks at entry level, his/her interest, computer literacy, communication skill, etc. by the teachers. The subject teachers also assess the knowledge and skills of the students through interaction and discussion with them. It is expected that this analysis and the performance of students at the qualifying examinations are likely to create a base for monitoring the future progress of students.

### **2.2.3 What are the strategies drawn and deployed by the institution to bridge the knowledge gap of the enrolled students to enable them to cope with the programme of their choice? (Bridge/Remedial/Add-on/Enrichment Courses, etc.)**

Through class room interaction and discussion with students, the teacher identifies slow learners (students having knowledge gap) initially. Such students are also identified on the basis of marks obtained in the internal examination.

To bridge the knowledge gap, the teachers make the students to revise and recall their knowledge gained in previous classes. Teacher guides the slow learners in different ways in the vacant time.

### **2.2.4 How does the college sensitize its staff and students on issues such as gender inclusion, environment etc.?**

In our college, equal importance is given to male and female students. Programmes are conducted by N.S.S. on same platform for male and female students. Practicals are also commonly conducted. There are common facilities such as library, canteen, conference hall and reading room etc. for male and female students. There is no differentiation in between



male & female students and equal treatment is given to them in each and every activity of college.

In case of awareness about the environment, lectures of eminent resource person, wallpaper activities etc. are done.

#### **2.2.5 How does the institution identify and respond to special educational/learning needs of advanced learners?**

The teachers identify the advanced learners through their performance in previous examinations and through interactions with them. The advanced learners are also identified on the basis of performance in internal and University examinations. Such active students are selected.

The institution adopts following strategies for facilitating advanced learners:

Felicitations of meritorious students in annual gathering and in special programmes.

By encouraging advanced learners to participate in various curricular and co-curricular activities; such as seminars, group discussion, quiz competitions, etc.

Steps to enhance their communication skills, art of reading-learning and inculcate reading habit.

By organizing interactions with alumni pursuing higher education as well as those holding higher positions.

Parent –Teacher scheme is implemented to provide more care for advanced learners.

#### **2.2.6 How does the institution collect, analyze and use the data and information on the academic performance (through the programme duration) of the students at risk of drop out (students from the disadvantaged sections of society, physically challenged, slow learners, economically weaker section sections etc.)**

After declaration of results by the University, results of every class and all subjects are analyzed. The student failed in examination is advised to apply for supplementary examination. Counseling is done by the senior teachers. The institution gives the facility to borrow the necessary books from the library. Every care is taken so that he or she should not be thrown out of the stream. To minimize the dropout rate, daily attendance is taken in every lecture.

## **2.3 Teaching -Learning Process:**

### **2.3.1 How does the college plan and organize the teaching, learning and evaluation schedules? (Academic calendar, teaching plan, evaluation blueprint, etc.)**

Academic calendar of college is planned every year by the IQAC. While preparing the academic calendar, the committee takes into account, the academic calendar prepared by the university.

Academic calendar of college is mainly based on the two important provisions, which are as below.

The university specifies the framework for academic schedule-Teaching, Learning, and Evaluation. It includes number of semesters, working days, number of subjects-paper taught, teaching hour per theory paper or practical, semester end examination and method of assessment and declaration of result. Detailed syllabus for all subjects is prescribed by the university.

Internal examination committee prepares the schedule for internal examination. Based on these provisions, teaching, learning and evaluation schedule of college is planned, organized and informed to the HODs for implementation.

The departmental meeting is conducted in which teaching plan for each paper is prepared. Departmental meetings are conducted at regular intervals to discuss the completion of syllabus as per the plan. Extra periods are taken to complete the syllabus, whenever required. Students get information about the academic programme. Teachers get information about the schedule and ensure the total attention for the completion of syllabi and possible revision.

At the end of each semester, an examination is held by the university and is evaluated by the university except B.Sc. F.Y., B.A. F.Y. and B.Com. F.Y. Assessment of these exams is done by the college as per the evaluation rules of university and report is sent to university.

### **2.3.2 How does IQAC contribute to improve the teaching-learning process?**

IQAC conducts meeting at regular intervals. It circulates its plans and perspectives to all staff members. It collects record time to time and maintains documents. IQAC also collects

and analyses feedback from students, alumni and parents. Following are the measures taken by IQAC in quality enhancement and to improve the teaching-learning process.

- Preparation of academic calendar.
- Analysis of university results at the beginning of academic year and to decide the measures required for improvement of results.
- To encourage the staff to attend conferences, seminars, workshops, teachers training programme, so as to get their knowledge updated.
- To motivate the staff to undertake major and minor research projects.
- To encourage the students for their involvement in cultural, scientific, and social activities.
- To obtain feedback from students regarding teaching-learning process as well as infrastructural facilities.
- To consider the improvements suggested by the students regarding teaching-learning process, library facilities, sports, ICT, laboratory facilities, or any other facilities and to take measures for their implementation.

### **2.3.3 How learning is made more student-centric? Give details on the support structures and systems available for teachers to develop skills like interactive learning, collaborative learning and independent learning among the students?**

College has provided the following support structures and systems to develop skills of the teachers like interactive learning, collaborative learning and independent learning among students:

**Interactive learning:-** Students seminars are arranged. For seminars all the audio visual aids like computer, LCD-projector and other teaching aids are made available to students.

**Collaborative learning :-** The educational tours, excursions, visits to research centers, industrial units and university departments are arranged time to time. The students and the teachers are benefitted with this collaborative learning experience. The interaction between office bearers, employees of these centers and our students & teachers derive proper output.

**Independent learning: -** There is project work for second year students in environment and third year students of computer science, Students are encouraged for participating in seminars, wall paper activity. The activities like seminars, college day, home assignment, independent practical's etc. are useful in the development of independent learning skill

among the student. College provides internet facility, reading room to students. The college has subscribed for INFLIB-NET N-list, through which more than 97000 e-books and 4000 e-journals are made available to students, which facilitates independent learning among students.

#### **2.3.4 How does the institution nurture critical thinking, creativity and scientific temper among the students to transform them into life-long learners and innovators?**

The college has provided a good infrastructure facility to the students. All the departments have well equipped laboratories. Books are provided to students during their practicals. Teachers encourage the students to prepare posters on the scientific aspects. In addition to this science quiz is also organized. The students are motivated by the teachers to participate in various competitions organized by the other colleges. In zoology department, quiz is organized each year. Study tours, industrial visits, are also organized for the students. The students are motivated to appear in the competition examination like IIT, GATE, MPSC, UPSC etc.

Students participate in the youth festival organized by the university. The students are encouraged to write the articles, poem. etc. in the college magazine 'VICHARVEDH'.

All these efforts transform the students into life-long learners and innovators.

#### **2.3.5 What are the technologies and facilities available and used by the faculty for effective teaching? E.g.: virtual laboratories, e-learning-resources from National Programme on Technology Enhanced Learning (NPTEL) and National Mission on Education through Information and Communication Technology (NME-ICT), open educational resources, mobile education, etc.**

The college is quite aware about the use of modern teaching aids. Every science department in the college has been provided with computer and internet.

In AV room teachers take lectures on LCD projector using ICT. Our faculty is now more dependent on e-content freely available on internet. Faculty members use educational CDs, software like MATLAB, UGC programme, Discovery, National Geographic, Animal Planet, Documentaries, for effective teaching learning process.

The college has subscribed for INFLIB-NET N-list, through which more than 97000 e-books and 4000 e-journals are made available to the faculty members and students.

### **2.3.6 How are the students and faculty exposed to advanced level of knowledge and skills (blended learning, expert lectures, seminars, workshops etc.)**

The internet is primarily used by the faculty as well as students for up gradation of knowledge. In addition to this, the recent trends in all subjects are available in journals, magazines, periodicals and newspapers, which are readily available in the library of college. As mentioned above, college has subscribed for INFLIB\_NET N-list. The students and faculty have access to this information constantly.

The guest lectures and seminars are organized on the current issues, so as to develop insights into the current issues. It helps the students and faculty to keep pace with the recent developments in various subjects. Besides this, the teachers are motivated to attend seminars, conferences, workshops and also deputed to attend orientation and refresher programmes. In this way, the students and faculty exposed to advanced level of knowledge and skills.

### **2.3.7 Details (process and the number of students benefitted) on the academic, personal and psycho-social support and guidance services (professional counseling/mentoring/academic advices) provided to students?**

The college provides to students the following academic, personal, psycho-social support and guidance services:

In our college, there is a department for the guidance of various competitive examinations 'spardha pariksha mandal'. There is no post-graduation in science subject in our college and therefore campus interviews generally do not take place of reputed companies. But teachers always guide the scholar students about the future opportunities in job.

The teachers also play a role of guardians and mentors of students. They guide the students on personal level. It establishes rapport among the students and teachers. Lectures on important issues of health are organized by college.

Occasionally the students receive academic advice at the time of inaugural functions of the various committees. The dignitaries having academic aptitude, the authorities from the universities and educationalists from the region are invited to extend academic advice to our students. The students are informed about advanced courses, like PG courses in different subjects time to time. They are informed about the websites of reputed educational

institutes like ICAR, NCL, TIFR, BARC. Alumni of serving higher posts are invited to deliver a speech.

**2.3.8 Provide details of innovative teaching approaches/methods adopted by the faculty during the last four years? What are the efforts made by the institution to encourage the faculty to adopt new and innovative approaches and the impact of such innovative practices on students learning?**

Since technology has emerged in every field of life, it has a revolutionary impact on teaching methods. The college has been trying to make corresponding changes in the use of new technologies and methods for teaching, learning and governance. The faculties of the institution use computers, laptops, LCD projectors, internet, educational CDs. They are fledged with other supporting tools like printers, scanners.

The institution is very keen regarding use of these modern teaching aids. The Principal and Vice-Principal verify time to time, the use of ICT by the faculty and proper suggestions. Students are highly benefitted by these innovative teaching methods. Their interest is increasing day by day. Besides this, they are getting technical knowledge about handling these equipments.

**2.3.9 How are library resources used to augment the teaching learning process?**

The college has well equipped library. It contains 2977 reference books on the syllabus for senior, 3276 for junior college, 1431 other references, 7010 text books, 29 journals and periodicals, 13 newspapers. UGC recommended IBMAN library automation software is installed in the library. The OPAC facility is available. The students can easily locate the books on the basis of author, subject and title. Every enrolled student is the member of library. The students are allowed to borrow the books from library.

The college has subscribed for INFLIB-NET N-list, through which more than 97000 e-books and 4000 e-journals are made available to the faculty and students.

**2.3.10 Does the institution face any challenges in completing the curriculum within the planned time frame and calendar? If 'yes', elaborate on the challenges encountered and the institutional approaches to overcome these.**

Yes, the college faces many challenges in completing the curriculum within the timeframe.

- **Challenges**
- Late declaration of results.
- Internal examination schedule.

- Unexpected loss of working days.
- **Measures adopted to overcome these challenges.**
- Commencement of courses irrespective of results.
- By arranging extra lectures.

### 2.3.11 How does the institution monitor and evaluate the quality of teaching-learning?

The teaching-learning process is monitored and evaluated by the Principal & Vice-Principal of the college. The quality of teaching and learning is assessed on the basis of the results of the subjects. At the end of academic year, the results of each subject and every paper are scrutinized and if results are not satisfactory, it is communicated to respective teacher and asked to improve the results next time.

There is no formal system for the monitoring and evaluation of the quality of teaching-learning. Some class rooms are under the watch of CCTV cameras. The principal and vice-principal observe the footage of teaching-learning process in the class rooms. Sometimes the principal & vice-principal take rounds to the class rooms and laboratories to supervise the process.

Principal & vice-principal advise the teachers to make the necessary amendments in the teaching-learning process.

Student's feedback is taken and suggestions are invited from the students regarding their expectations from teachers.

## 2.4 Teacher Quality

| Sr. No. | Name of the teacher | Designation | Qualification         |
|---------|---------------------|-------------|-----------------------|
| 1       | Dr. Kamble K.L      | Principal   | M.A., M. Phil., Ph.D. |
| 2       | Smt. Kodarkar C.S.  | Asst. Prof. | M.Sc., M. Phil.       |
| 3       | Mr. Shelke V.D.     | Asst. Prof. | M.Sc.                 |
| 4       | Dr. Gatkhal R. V.   | Asst.Prof.  | M.A., Ph.D.           |
| 5       | Dr. Puri T.B.       | Asst.Prof.  | M.A., M.Phil., Ph.D.  |
| 6       | Dr. Ingole S. B.    | Asst.Prof.  | M.Sc., Ph.d.          |
| 7       | Mr. Edke S.L.       | Asst.Prof.  | M.Com.                |
| 8       | Mr. Hoke A.K.       | Asst.Prof.  | M. Com., M. Phil.     |
| 9       | Dr. Gavate D.K.     | Asst. Prof. | M.A., M.Phil., Ph.D.  |
| 10      | Mr. Borgaonkar V.V. | Asst.Prof.  | M.Sc., M.Phil.        |
| 11      | Dr. Malu K.K.       | Asst.Prof.  | M.A., Ph.D., SET      |
| 12      | Dr. GhadsingP.G.    | Asst.Prof.  | M.Sc., Ph.D.          |

|    |                      |            |                       |
|----|----------------------|------------|-----------------------|
| 13 | Mr. Pawar S.R.       | Asst.Prof. | M.Sc.                 |
| 14 | Mr. Ladda K.K.       | Asst.Prof. | M.A., M.Phil.         |
| 15 | Dr. Deshmukh M.P.    | Asst.Prof. | M.A., Ph.D.           |
| 16 | Dr. Mitkar S.R.      | Asst.Prof. | M.Sc., M.Phil., Ph.D. |
| 17 | Mr. Rathod P.M.      | Asst.Prof. | M.Sc., M.Phil.        |
| 18 | Dr. Honna G.B.       | Asst.Prof. | M.Sc., M.Phil., Ph.D. |
| 19 | Dr. Deshmukh V.P.    | Asst.Prof. | M.Sc., M.Phil., Ph.D. |
| 20 | Mr. Phasle G.P.      | Asst.Prof. | M.A.,SET              |
| 21 | Mr. Patil S.H.       | Asst.Prof. | M.A.                  |
| 22 | Mr. Bagal J.S.       | Asst.Prof. | M.A., M.Phil.         |
| 23 | Mr. Mulye Y.R.       | Asst.Prof. | M.A.,SET              |
| 24 | Dr. Naik S.R.        | Asst.Prof. | M.Sc., Ph.D. B. Ed    |
| 25 | Mr. Shinde N.B.      | Asst.Prof. | M.A.                  |
| 26 | Mr. Ushamwar G.B.    | Asst.Prof. | M.A.,NET              |
| 27 | Mr. Sadegaonkar U.R. | Asst.Prof. | M.P.Ed., M.Phil.      |
| 28 | Mr. Kulkarni M.K.    | Asst.Prof. | M.Sc.                 |

**2.4.1 Provide the following details and elaborate on the strategies adopted by the college in planning and management (recruitment and retention) of its human resources (qualified and competent teachers) to meet the changing requirements of the curriculum.**

**Recruitment**

The college is an aided college. It follows the norms of recruitment of teachers given by the university grant commission and government of Maharashtra. The policy of recruitment is as follow:

- The policy of recruitment is transparent and recruitment is done by the sanstha
- During the recruitment of staff, the college advertises the vacancies of posts in some national and state level newspapers and also on the website of the college.
- After getting application from the candidates, these are scrutinized.
- Thereafter the college demands the selection committee from university.
- The selection committee comprises the management members, principal, government nominee, vice-chancellor's nominee, two subject experts and head of the concerned department.
- Eligible candidates are called for interview.
- Selection committee conducts the interview as per the guidelines of the university and selects the most eligible candidates.
- List of selected candidates is displayed on the website of the college.



- The selected candidates are given their appointment letter and their approval is sought from the university.
- Norms regarding the eligibility and reservations are strictly followed.

### **Retention**

- To retain the appointed staff, the college adopts the following strategy:
- Recruited staff is confirmed as per the UGC regulations.
- The teachers are granted study leave if they wish to upgrade their qualification by pursuing M.Phil. or Ph.D.
- They are allowed to attend orientation and refresher courses.
- Duty leave is sanctioned for attending seminars, conferences and workshops.
- The staff members are encouraged to do the research work by undertaking major & minor research projects.
- Full freedom is granted to initiate the teaching-learning innovations.
- CAS is promptly implemented.
- Duty leave for FIP is sanctioned.

### **Faculties are encouraged with MORAL support.**

#### **2.4.2 How does the institute cope with the growing demand/scarcity of qualified senior faculty to teach new programs/modern areas of study being introduced?**

**Provide details on the efforts made by the institute in this direction and the outcome during the last three years.**

#### **Efforts made to get qualified teachers:**

For the appointment of qualified teachers to UG & PG, advertisement is given in the leading newspapers and eligible & having strong curriculum-vitae are invited for interview. The selection committee takes interview and appoints the qualified candidates based on their performance. Following facilities are provided to them:

- The teachers are encouraged to do the research work.
- Full freedom is granted to initiate the teaching-learning innovations.
- Duty leave is sanctioned for attending seminars, conferences and workshops.
- Library and internet facility is made available for up gradation of their knowledge.

#### **Outcome during last five years:**

In the last five years, a result of all the classes has improved to greater extent. UGC sanctioned minor & major research projects to 05 teachers. 7 teachers have achieved Ph. D.

11 teachers have completed their M.Phil. 12 teachers are pursuing Ph.D. 05 teachers have received guide-ship. UGC has sanctioned 04 national conferences in the subjects Zoology, Marathi, Hindi, History & 01 seminar for economics and one state level seminar in commerce.

**2.4.3 Provide details on staff development programmes during the last four years. Elaborate on the strategies adopted by the institution in enhancing the teacher's quality.**

- **Strategies adopted by the institution in enhancing the teacher quality:**
- Faculty encouragement with moral support.
- Fair & reliable teaching feedback system.
- Comfortable teacher-student ratio.
- Training of ICT oriented teaching-learning.
- Best infrastructure and research environment.
- Well established library with large number of reference books and journals.
- INFLIB-NET facility with 97000 e-books and 4000 e-journals.

**Nominations to staff development programmes:**

| <b>Academic Staff Development Programme</b>   | <b>Number of faculty nominated</b> |
|---|------------------------------------|
| Refresher courses                             | 21                                 |
| HRD programmes                                | NIL                                |
| Orientation programmes                        | 19                                 |
| Staff training conducted by the university    | NIL                                |
| Staff training conducted by other institution | NIL                                |
| Summer/winter school, workshops, etc.         | NIL                                |

**Faculty training programmes organized by the institution to empower and enable the use of various tools and technology for improved teaching-learning:**

**Teaching Learning Methods/Approaches:**

- College organizes occasionally training programmes for teaching and non-teaching staff of the college to make them aware of the new technology. The

teachers are encouraged to use the computers and internet for the improvement of teaching learning process. The college has AV room.

- College motivates the teachers to prepare computer-aided teaching-learning materials by providing various tools and technologies.
- The college supports the process of teaching-learning by providing adequate infrastructural facilities.
- Teachers use to engage multimedia classes for teaching the concepts which involve complex visualization, by using computer and LCD projector.

#### **Handling new curriculum:**

We have experienced and qualified staff to handle the new curriculum with ease. Whenever there is change in the syllabus, the same is conveyed to the HODs by the principal timely. The HODs call the meeting of all the teachers in the department and discussion is made regarding strategies to empower the teachers to handle the new syllabus effectively.

Faculties are encouraged to attend the workshops on syllabus. The tools and technologies are purchased as per the new syllabus.

#### **Selection, Development and Use of Enrichment Materials:**

The teachers of our college are given free access to internet. This helps them to collect enrichment material from the internet. The college has a well-developed library which contains 14694 books of various subjects and 29 journals and periodicals. In addition to this, college subscribed for INFLIB-NET N-list, through which more than 97000 e-books and 4000 e-journals are made available to the faculty members. The faculty also uses charts, models and the manuals in laboratory experiments. The staff is motivated to prepare computer-aided teaching learning materials.

#### **Assessment:**

- Before the confirmation of teacher, the overall assessment of the teacher is discussed in the meeting of Local Management Committee (LMC). The principal also maintains the academic report of all the teachers, which includes the annual performance of the teachers.
- The following criteria are used for assessment of teachers:
- Self-assessment report by the teachers.
- Participation in the co-curricular and extension activities by the teacher.
- Participation in the seminars, conferences, workshops.
- Attending orientation and refresher courses in due time.

- Undertaking research projects and publication of research papers.
- Performing the assigned duties promptly.
- Feedback from the students.
- **Cross Cutting Issues:**
- The cross cutting issues like gender, climate change, environment education, ICT are given much attention. The experts from above mentioned fields are invited to share and deliver their experiences and knowledge.
- Vidyarthini mandal of college regularly organizes guest lectures on issues like women empowerment of female feticide, etc. Also college organizes various programmes like health checkup for girls.
- Through N.S.S., various activities for awareness towards environmental issues are organized.
- The college has made available the latest technology (ICT) for delivering their seminars, which can help them to get aware of recent technologies. It also creates interest in teaching and learning.
- The college has organized national conferences on Zoology, Hindi, Marathi, & History and seminar in the subject economics, College also organized state level seminar in commerce.
- **Audio Visual Aids/Multimedia:**
- Science departments are well-equipped with computers & internet. College has a digital classroom.
- To organize gathering activities, seminars, conferences and other functions, the college has A/V room. College has a public addressing system.
- **OER's :**
- The other OER's (Open Educational Resources) are library software, research journal, educational CDs, which are helpful to the teachers to get advanced knowledge in their subjects.
- The college has subscribed for INFLIB-NET N-list, through which more than 97000 e-books and 4000 e-journals are available to the faculty members.
- **Teaching Learning Material Development, Selection and use:**
- All the staff members always help to provide the notes of teaching learning materials, question bank as and when required.

- The teachers are given free access to internet. This helps them to collect learning materials from the internet.
- The college has a well-developed library which contains 14694 reference books and 29 journals and periodicals.
- Whenever needed, assistance is offered by the faculty from computer science.
- **Percentage of faculty:**
- Invited as a resource person in workshops/seminars/ conferences organized by external professional agencies :-- 18%
- Participated in external workshops/seminars/conferences :-- 100%
- Presented papers in workshops/seminars/conferences : -- 97%

**2.4.4 What policies/systems are in place to recharge teachers? (e.g.: providing research grants, study leave, support for research and academic publications, teaching experience in other national institutions and specialized programmes industrial engagement etc.)**

The college encourages the faculty members for their professional development by granting study leave, deputing them to national level conferences, seminars and other training programmes such as refresher and orientation programs by academic staff college of the universities. College grants duty leave according to the nature of work.

College encourages the staff members for research work. Few teachers of our college goes for delivering and conducting P.G. classes.

UGC has offered grant for minor research projects to our teachers Dr. Malu K. K., Asst. Prof. Phasle G.P., Asst. Prof. Borgaonkar V.V., Asst. Prof. Patil S.H. & Asst. Prof. Bagal J.S.

The faculty is always motivated to attend seminars, conferences and workshops. They are also encouraged to participate in orientation & refresher courses.

**2.4.5 Give the number of faculty who received awards / recognition at the state, national and international level for excellence in teaching during the last four years. Enunciate how the institutional culture and environment contributed to such performance / achievement of the faculty.**

Our Principal Dr. K. L. Kamble received ideal teacher award from Lions club Majalgaon and from BPS sanstha Ambajogai. Shri Muley Y. R. and Shri Borgaonkar V. V. received ideal teacher award from Rotary club Majalgaon. College always encourages the faculty by

various means for outstanding performance in teaching field. College has well established library, internet facility and A/V room.

#### **2.4.6 Has the institution introduced evaluation of teachers by the students and external peers? If yes, how is the evaluation used for improving the quality of teaching-learning process?**

Evaluation of teachers is done by the students and the institute. Feedback is taken from students and their parents. If any faculty or department does not meet the benchmark on feedback, they are counseled by the principal for improvement in teaching skills and results. Quality of the teaching-learning process is evaluated by using the feedbacks from the students and their guardians. Result analysis is also done for that purpose.

### **2.5 Evaluation process and reforms:**

#### **2.5.1 How does the institution ensures that the stakeholders of the institution especially students and faculty are aware of the evaluation process?**

- The college makes attempts to care that all the stakeholders i.e. students and faculty members and even the parents of the students are informed about the evaluation process.
- Guidelines about evaluation process given by the university are informed to the students in the classrooms.
- At the start of the semester, students are informed regarding the pattern of internal as well as semester examinations and also evaluation system.
- Internal examinations are conducted as per the schedule. Immediately after the examination, answer sheets are evaluated. Students are informed about their mistakes and given suggestions for their better performance.
- A record of university examination result is maintained in the college office. Record of internal examination result is also maintained in the examination cell.
- These registers are scrutinized by the respective faculty to take appropriate measures to improve the performance of the students.
- Management is also very keen about examination results. Results are discussed at the each academic year in the meeting of local management committee.

**2.5.2 What are the major evaluation reforms of the university that the institution has adopted and what are the reforms initiated by the institution on its own?**

- **Evaluation reforms of university:**
- Two internal assessment examinations by University.
- Multiple choice questions in the question paper.
- Photo copies of the answer sheets can be made available on the request of student by paying the fee with application.
- Completion of project on the environment & computer science Dept.
- **Evaluation reforms of college:**
- The college follows the evaluation method formed by the university. It conducts two internal examinations for each semester.
- The schedule of both the internal examinations is displayed in advance at the beginning of semester. Internal examinations are conducted by the proper method.
- Departments set their own question papers and provide to the students.

**2.5.3 How does the institution ensures effective implementation of the evaluation reforms of the university and those initiated by the institution on its own?**

- The evaluation reforms of the university are followed by the college. The evaluation is all fair. The students are shown their assessed answer sheets. Any doubt about evaluation is made clear to the students and hence they get satisfied by the evaluation process. There is a home assessment for the first year of all the faculties.
- All the record of examination is maintained in the examination cell of the college.
- The students are encouraged and counseled for better performance in the future examinations.
- The university has started multiple choice questions in examination. The college also conducts multiple choice questions based examination for the students.

**2.5.4 Provide details on the formative and summative evaluation approaches adopted to measure student achievement. Cite a few examples which have positively impacted the system.**

- **Method of formative and summative evaluation:**

- The evaluation reforms of the university are followed by the college. For bringing out some improvement among students, the college adopts formative and summative methods of evaluation.
- In the formative evaluation, two internal examinations are conducted. After completion of both the internal examinations, marks are consolidated.
- Summative evaluation is carried out by university. For this the marks of university examination are considered. This evaluation is carried out by the examiners appointed by the university.
- **Impact of formative and summative evaluation:**
- In this pattern, students can solve multiple choice questions as well as descriptive questions.

**2.5.5 Enumerate on how the institution monitors and communicates the progress and performance of students through the duration of the course/programme? Provide an analysis of the students results/achievements ( programme/ course wise for the last four years ) and explain the differences if any and patterns of achievements across the programmes / courses offered.**

The internal examinations are conducted by the college. Time table of the internal examination is displayed in advance. The concerned teacher declares the result of the test and shows the answer books to students in class-room. Their doubts, if any, are cleared. After declaration of results by the university, marks memo are given to students and further information about the revaluation, rechecking, application of supplementary examination etc. is displayed on the notice board.

**Following table shows the results of the college during last four years.**

| Class      | 2009-10 |    |          | 2010-11 |    |           |
|------------|---------|----|----------|---------|----|-----------|
|            | A       | P  | Passing% | A       | P  | Passing % |
| B. Sc. III | 70      | 01 | 1.42     | 33      | 19 | 57.57     |
| B.A.III    | 45      | 25 | 55.55    | 32      | 28 | 87.50     |
| B.Com. III | 28      | 17 | 60.71    | 13      | 07 | 53.85     |
| M. A. II   | 07      | 06 | 85.71    | 16      | 15 | 93.75     |



| Class      | 2011-12 |    |          | 2012-13 |     |           |
|------------|---------|----|----------|---------|-----|-----------|
|            | A       | P  | Passing% | A       | P   | Passing % |
| B.Sc. III  | 96      | 50 | 52.08    | 118     | 107 | 90.68     |
| B.A. III   | 94      | 60 | 63.82    | 86      | 77  | 89.53     |
| B.Com. III | 39      | 20 | 51.28    | 40      | 35  | 87.50     |
| M. A. II   | 18      | 17 | 94.44    | 28      | 14  | 50.00     |

| Class      | 2013-14 |    |          | 2014-15 |    |           |
|------------|---------|----|----------|---------|----|-----------|
|            | A       | P  | Passing% | A       | P  | Passing % |
| B.Sc. III  | 83      | 70 | 84.34    | 101     | 82 | 81.19     |
| B.A. III   | 103     | 89 | 86.41    | 111     | 99 | 89.19     |
| B.Com. III | 27      | 21 | 77.78    | 41      | 36 | 87.80     |
| M. A. II   | 31      | 30 | 96.77    | 30      | 27 | 90.00     |

**2.5.6 Details on the significant improvements made in ensuring rigor and transparency in the internal assessment during the last four years and weightages assigned for the overall development of students (Weightage for behavioral aspects, independent learning, communication skill etc.)**

Complete transparency is maintained in the internal assessment. The internal assessment is done as per the guidelines of the university. After preparing the assessment report, it is submitted by the subject teacher to the examination cell of the college.

The behavioral aspects, independent learning and communication skills of the students are considered for evaluation during practical examinations.

**2.5.7 Does the institution and individual teachers use assessment/evaluation as an indicator for evaluating student performance, achievement of learning objectives and planning? If 'yes' provide details on the process and cite a few examples.**

Yes, the college and individual teachers use assessment/evaluation as an indicator for evaluating student performance, achievement of learning objectives and planning. During class teaching, there is face-to-face communication between teachers and students. In science faculty, there are practicals. During practicals, there is face to face communication, during which performance, behavior and overall subject knowledge of the students are observed by the teachers. These characteristics are considered for evaluation during

practical examinations. Students' contribution in NSS, sports, cultural activities etc. is given due importance.

#### **2.5.8 What are the mechanisms for redressal of grievances with reference to evaluation both at the college and university level?**

##### **Redressal of grievance at college level :**

As stated above, complete transparency is maintained in the evaluation process. The doubts of students about evaluation are cleared by the concerned teachers. So, generally there are no grievances of students with reference to evaluation at the college level.

##### **Redressal of grievance at University level:**

In case of grievance with reference to evaluation at University level, the student has to submit an application to the University along with the prescribed fees within the duration announced by the university. After revaluation, University communicates the result to the student. A student can also get a photocopy of his answer sheet and can ask for the revaluation of the answer sheet.

#### **2.6 Student performance and learning outcomes**

##### **2.6.1 Does the college have clearly stated learning outcomes? If 'yes' give**

###### **Details on how the students and staff are made aware of these?**

Yes. The college has clearly stated its vision, mission and objectives and is fully committed to them. The college aims at producing very confident learners with knowledge, skills, attitudes and values, which enhance their employability and progression opportunities. The learning outcomes are given in the prospectus and also discussed by the principal at the beginning of the academic year. The principal organizes a general meeting at the beginning of the academic year and informs the staff about the learning outcomes.

Every programme has its own learning outcomes set out by the university itself as preface to the syllabus. The staff members are therefore well-informed of these Outcomes before they commence teaching. The learning outcomes of each subject are also informed to the students by the teachers.

##### **2.6.2 How are the teaching, learning and assessment strategies of the institution structured to facilitate the achievement of the intended learning outcomes?**

The college aims to help the student to reach their potential through the provision of a supportive and vibrant environment. Innovative teaching methods, transparent assessment,

supportive learning activities as seminars, advanced coaching remedial coaching help to achieve the intended learning outcomes.

### **2.6.3 What are the measures/initiatives taken up by the institution to enhance the social and economic relevance (quality jobs, entrepreneurship, innovation and research aptitude) of the courses offered?**

The students are sensitized on the social responsibilities through the NSS and other programmes. They are encouraged to participate in social activities. Industrial visits and educational tours are also organized.

The college has Spardha Pariksha Mandal, which guides the students for the preparation of various competitive examinations like MPSC, UPSC etc.

The students are encouraged to participate in different events, which enhance their stage courage, knowledge & speaking skill i.e. overall personality. They are motivated to participate in science exhibition, wall papers etc. The college organizes national and state level conferences in different subjects. Zoology department of our college holds inter college zoology Icon examination and chemistry department conducts the quiz for college students.

### **2.6.4 How does the college collect the data on student learning outcomes and use it for planning and overcoming barriers of learning?**

#### **Collection and analysis of data:**

- The data on learning outcomes includes
- Results of internal examinations as well as University examination.
- Feedback from stakeholders.
- The data is collected and analyzed. The data on examination is analyzed by the individual departments and the data on feedback is analyzed by IQAC.
- **Steps to overcome barriers:**
- Providing question bank of different subjects to the students.
- Timely redressal of students' grievances.
- By showing answer sheets to students to make them identify their relative strengths and weaknesses.
- Counseling of students to minimize absentee.

### **2.6.5 How does the college monitor and ensure the achievement of learning outcomes?**

The attendance is compulsorily taken in every lecture and practical. The absentee and performance in examination are informed to their parents. Counseling is given to students, who are absent for long time. More attention is given on weaker students. The students are encouraged for participating in various curricular and co-curricular activities. Students' seminar are also organized.

### **2.6.6 What are the graduates attributes specified by the college/affiliating university? How does the college ensure the attainment of these by the students?**

Self-confidence, self-reliance, ethical values, communication skills, team work skills, problem solving skills and social responsibilities are some of the graduate attributes specified by the college.

For the attainment of the graduate attributes, all the possible attempts are taken by the college. The academic calendar is strictly followed. All the teachers make use of ICT to make the complex concepts simple and to create interest about the subject in the students. Student's seminars are also arranged. The teachers always try to improve the results and enhance the intellectual level of the students. The syllabus is completed in time and revision is taken. Besides the regular studies, the college organizes various activities through NSS, Students welfare department, Vidyarthini mandal, etc. which help in overall development of the students. College conducts the wallpaper activity four times in year. Spoken English classes, entrepreneurship awareness programs, carrier guidance and counseling, annual gathering and sport activities which are given importance. Study tours, industrial visits are also arranged. The students are encouraged to participate in the Youth festival organized by the university. All this helps to attain the graduate attributes among the students.

### **Any other relevant information regarding Teaching-Learning and Evaluation which the college like to include.**

Due to the effective teaching, learning and evaluation methods, the students of our college achieved top positions in university examinations in past few years. Many students get the admission in university department for post-graduation. Teachers have research oriented attitude due to which 7 teachers have gained Ph.D., 11 teachers have completed M. Phil & 05 teachers have guide ship. Presently there are 05 research projects towards teachers. Students have benefitted from this academic supportive atmosphere.

## **CRITERION III: RESEARCH, CONSULTANCY AND EXTENSION**

### **3.1 Promotion of Research**

#### **3.1.1 Does the institution have recognized research centre/s of the affiliating University or any other agency/organization?**

No, Proposal submitted to Gov. of Maharashtra State for Marathi research center.

#### **3.1.2 Does the Institution have a research committee to monitor and address the issues of research? If so, what is its composition? Mention a few recommendations made by the committee for implementation and their impact.**

**Yes College has Research committee. Its composition is as follows:-**

| <b>Sr.No.</b> | <b>Name of the Member</b>  | <b>Department</b> | <b>Dessignation</b> |
|---------------|----------------------------|-------------------|---------------------|
| 1.            | Principal Dr. K. L. Kamble | Marathi           | Chairman            |
| 2.            | Dr. S.B. Ingole            | Zoology,          | Member              |
| 3.            | Dr. M.P. Deshmukh          | Economics.        | Member              |
| 4.            | Dr. G.B.Honna              | Botany            | Member              |
| 5.            | Dr. T.B.Puri               | Pol.Science       | Member              |

Committee encourages teachers to undertake research projects. It guides the teachers for Research for M.Phil., Ph.D. and for writing of Research articles. Committee strongly recommended to undertake Minor/Major Research projects to teachers.

| <b>Sr.No.</b> | <b>Research committee recommendations</b>   | <b>Impact</b>  |
|---------------|---|--|
| 1.            | Submission of major or minor research projects to different funding agencies.       | applied for Minor research Projects & Sanctioned by U.G.C.   |
| 2.            | To organize conferences & seminar   | Two National Conference, Three National Seminar and ONE State level conferences were organized.  |
| 3.            | To publish research Papers and participate in conferences, seminars.                | 194 research papers published by faculty in reputed souvenir, National and International conferences / Seminars. 150 Seminar /Conferences attended by the faculty. |
| 4.            | To publish proceedings and abstracts of conferences/ seminars Organized in college. | College published abstracts/ proceedings of organized conferences / seminars in the subject Economics, Marathi, Hindi, Commerce, History and, Zoology.             |

#### **3.1.3 What are the measures taken by the institution to facilitate smooth progress and Implementation of research schemes/projects?**

- Autonomy To The Principal Investigator
- Timely Availability Or Release Of Resources

- Time-Off, Reduced Teaching Load, Special Leave Etc. To Teachers
- Support In Terms Of Technology And Information Needs
- Facilitate Timely Auditing And Submission Of Utilization Certificate To The funding authorities

### **3.1.4 What are the efforts made by the institution in developing scientific temper and research culture and aptitude among students?**

- The institution make efforts to develop scientific temper, research culture and aptitude by following ways.
- It celebrates Science Day, Ozone Day, Science Exhibitions, etc. to create scientific awareness.
- Lectures of experts are conducted.
- It arranges activities in this regard.
- Students are encouraged scientific approach in class and use computers and internet.
- Students Participate in State/National seminar/Exhibitions and present poster presentation.
- College Organize Educational Tours for different faculty aware for knowledge.

### **3.1.5 Give details of the faculty involvement in active research (Guiding student research, leading Research Projects, engaged in individual/collaborative research activity, etc.**

**Following faculty members have undertaken Minor Research Projects**

| <b>Sr.No.</b> | <b>Name of the Teacher</b> | <b>Department</b>     | <b>UGC grants Rs.</b> |
|---------------|----------------------------|-----------------------|-----------------------|
| <b>1.</b>     | Shri. G.P.Phasale          | History               | 1,40,000/-            |
| <b>2.</b>     | Dr.K.K.Malu                | History               | 1,35,000/-            |
| <b>3.</b>     | Shri. V.V.Borgaonkar       | Chemistry             | 2,70,000/-            |
| <b>4.</b>     | Shri. S.H.Patil            | Public Administration | 75,000/-              |
| <b>5.</b>     | Shri. J.S.Bagal            | Political Science     | 60,000/-              |

**Following faculty members are recognized research guides of the University.**

| <b>Sr.No.</b> | <b>Name of the Teacher</b> | <b>Department</b> | <b>Students Enrolled</b> | <b>Students Awarded</b> |
|---------------|----------------------------|-------------------|--------------------------|-------------------------|
| 1.            | Dr. K. L. Kamble           | Marathi           | 08                       | 12                      |
| 2.            | Dr. M.P. Deshmukh          | Economics.        | 07                       | 01                      |
| 3.            | Dr. S.B. Ingole            | Zoology,          | 00                       | 00                      |
| 4.            | Dr.D.K. Gavate             | Marathi           | 01                       | 00                      |
| 5.            | Dr.S.R. Mitkar             | Physics           | 00                       | 00                      |

**Following faculty members are doing Ph.D.**

| Sr.No. | Name of the Teacher                   | Department            |
|--------|---------------------------------------|-----------------------|
| 1.     | Shri. Shelke Vijay Dagduji            | Chemistry             |
| 2.     | Shri. Hoke Ashok Kashinath            | Commerce              |
| 3.     | Shri. Borgaonkar Vikas Vithalrao      | Chemistry             |
| 4.     | Shri. Ladda Kamalkishor Kalyandas     | English               |
| 5.     | Shri. Phasale Gorakhnath Pandurangrao | History               |
| 6.     | Shri. Patil Sunil Himmatrao           | Public Administration |
| 7.     | Shri. Shinde Narayan Bhartarinath     | Sociology             |
| 8.     | Shri. Pawar Sanjay Ramkrishn          | Chemistry             |
| 9.     | Shri. Sadegaonkar Umesh Ramchandra    | Physical Education    |
| 10.    | Shri. Bagal Jijaram Shrikrushna       | Political Science     |
| 11.    | Shri. Anewar Uttareshwar Gopalrao     | Office superintendent |

### **3.1.6 Give details of workshops/ training programmes/ sensitization programmes**

**Conducted / organized by the institution with focus on capacity building in terms of research and imbibing research culture among the staff and students.**

Research Committee of college takes efforts to promote research activities. Sanstha organizes “Tri-annual Shikshak Shibir” for teachers in which expert guide on research activity.

| Sr. No. | Type of activity | Dept.     | Funding agency | Amount Sanctioned | Level    | Duration (day) |
|---------|------------------|-----------|----------------|-------------------|----------|----------------|
| 1.      | Seminar          | Economics | UGC            | 40,000/-          | National | 02             |
| 2.      | Seminar          | Marathi   | UGC            | 40,000/-          | National | 02             |
| 3.      | Conference       | Hindi     | UGC            | 1,50,000/-        | National | 02             |
| 4.      | Seminar          | History   | UGC            | 80,000/-          | National | 01             |
| 5.      | Conference       | Commerce  | UGC            | 90,000/-          | State    | 02             |
| 6.      | Conference       | Zoology   | UGC            | 1,00,000/-        | National | 02             |

### **3.1.7 Provide details of prioritized research areas and the expertise available with the institution.**

| Sr.No. | Name of the Teacher         | Department                             |
|--------|-----------------------------|--|
| 1.     | Dr. K. L. Kamble- Principal | Marathi - Jatak Katha , Samiksha       |
| 2.     | Dr. R.V.Gatkal              | Marathi - Dalit Atmakathane            |
| 3.     | Dr. M.P. Deshmukh           | Economics – Banking and Agricultural   |
| 4.     | Dr. S.B. Ingole,            | Zoology- Fishery science               |
| 5.     | Dr. T.B. Puri,              | Political Science - Co-operation       |
| 6.     | Dr.D.K. Gavate              | Marathi - Loksahitya                   |
| 7.     | Dr. S.R. Naik               | Zoology - Avian study                  |
| 8.     | Dr. S.R. Mitkar             | Physics - Nuclear Physics, NLO Crystal |
| 9.     | Dr. G.B. Honna              | Botany- Plant Pathology                |
| 10.    | Dr. P.G. Ghadsing           | Botany- Plant Pathology                |

|     |                   |                             |
|-----|-------------------|-----------------------------|
| 11. | Dr. K.K.Malu      | History – Dr. B.R.Ambedkar  |
| 12. | Dr. V.P. Deshmukh | Physics - Quantum Chemistry |

### **3.1.8 Enumerate the efforts of the institution in attracting researchers of eminence to visit the campus and interact with teachers and students?**

Researchers of eminence are invited to deliver guest lecture to students. These lecturers are interactive and students interact with experts.

1. Prof. Dr. Nagnath Kottapalle, Vice Chancellor, Dr. B.A.M.U, Aurangabad.
2. Prof. Dr. R.K. Kale, Vice Chancellor, Central University, Ahmadabad, Gujrat.
3. Dr. K.M. Kulkarni, Ex. Director, Higher Education Govt. of M.S. Pune.
4. Dr. Sharadrao Hebalkar, President, Itihas Sankala Sammiti, New Delhi.
5. Prof. Dr. Y.K. Khillare, Head, Dept. of Zoology Dr. B.A.M.U, Aurangabad.
6. Prof. Dr. G.K. Kulkarni, Dept. of Zoology Dr. B.A.M.U, Aurangabad.
7. Prof. Dr. C.J. Hiware, Director, Maharashtra State Sericulture department, Nagpur.
8. Prof. Dr.G.A. Kadam, Principal, LBS College, Dharmabad. Nanded.
9. Dr. R.J. Chavan, Dept. of Zoology Dr. B. A. M. U, Aurangabad.
10. Prof. Dr. Ravi Reddy, Dept. of Zoology Dr. B.A.M.U, Aurangabad.
11. Dr. R.J. Chavan, Dept. of Zoology Dr. B.A.M.U, Aurangabad.
12. Prof. Dr. Pralhad Lulekar, Dept. of Marathi, Dr. B.A.M.U, Aurangabad.
13. Prof. Dr. Gangadhar Pantawne, Aurangabad.
14. Prof. Dr. Datta Bhagat, Nanded.
15. Dr. Bhise, Dept. of Economics, Dr. B.A.M.U, Aurangabad.
16. Prof. Suryanarayan Ransubhe, Sahityik, Latur.
17. Dr. Ashok Giri, Scientist, NCL, Pune
18. Dr. M.D. Sirsath, Head, Dept. of Physics, Dr. B.A.M.U, Aurangabad.
19. Dr. Vilas Khandare, Dean, Social Science, Dr. B.A.M.U, Aurangabad.
20. Dr. Vasant Sanap, Principal, Balbhim College, Beed.
21. Dr. Shivaji Madan, Dean, Commerce, Dr. B.A.M.U, Aurangabad.
22. Dr. Bharat Handibag, Dean, Languages, Dr. B.A.M.U, Aurangabad.
23. Dr. V.L. Dharurkar, Dept. of Journalism, Dr. B.A.M.U, Aurangabad.
24. Dr. Jahagirdar, Amrawati
25. Dr. Sudhakar Reddy, Hyderabad, Andhra Pradesh.
26. Dr. Rajesh Karpe, Programme Coordinator, NSS. Dr. B.A.M.U, Aurangabad.
27. Dr. Sushila Takbhore, Nagpur.



28. Dr. Muneshwar, Nanded.  
29. Shri. Anil Bokil, Arthkranti, Aurangabad.  
30. Bharti Gore, Aurangabad.

**3.1.9 What percentage of the faculty has utilized Sabbatical Leave for research activities? How has the provision contributed to improve the quality of research and imbibe research culture on the campus?**

Nobody has utilized sabbatical leave.

**3.1.10 Provide details of the initiatives taken up by the institution in creating Awareness / advocating/transfer of relative findings of research of the institution and elsewhere to students and community (lab to land)**

The College takes up various initiatives in creating awareness among the students and community. They are as follows

Lectures of experts are arranged for students and community to create awareness about research.

A Forum is formed in the college which organizes the programs of awareness of scientific research.

**3.2 Resource Mobilization for Research**

**3.2.1 What percentage of the total budget is earmarked for research? Give details of major heads of expenditure, financial allocation and actual utilization.**

There is no fixed budget allocated to research. But as and when demanded by teachers all possible help is given by institution.

**3.2.2 Is there a provision in the institution to provide seed money to the faculty for research? If so, specify the amount disbursed and the percentage of the faculty that has availed the facility in the last four years?**

No. There is no such provision.

**3.2.3 What are the financial provisions made available to support student research projects by students?**

- Financial provision is made available to the NSS Unit to conduct the survey of adopted village Manjrath.
- Dept. Commerce implement self-research study through student's survey of Multistate in Majalgaon City.

**3.2.4 How does the various departments/units/staff of the institute interact in undertaking inter-disciplinary research? Cite examples of successful endeavours and challenges faced in organizing interdisciplinary research.**

The College ongoing research project entitled “Farmers Suicides in Beed District”

*Swaroop, karane aani upay yojan.*

**3.2.5 How does the institution ensure optimal use of various equipment and research facilities of the institution by its staff and students?**

- The use of various equipment's and facilities is allowed on all working days
- All teachers and researchers are allowed to use, internet, Library, Reading room facilities.
- Reading Room facility is available for students and teachers separately.

**3.2.6 Has the institution received any special grants or finances from the industry or other beneficiary agency for developing research facility? If “yes” give details.**

The college received special grants from UGC for developing research facilities.

**Details are given below:**

Grants from UGC, DST and other beneficiary agency:

| Sr. No. | Funding Agency | Scheme                | Purpose                 | Amount Sanction | Received Amounts |
|---------|----------------|-----------------------|-------------------------|-----------------|------------------|
| 1.      | UGC            | Additional assistance | College development     | 35,00,000/-     | 12,00,000/-      |
|         |                | Seminar / Conferences | Organization of seminar | 4,50,000/-      | 4,50,000/-       |
|         |                | Research projects     | Minor Research project  | 6,80,000/-      |                  |
|         |                | IQAC                  | Special Grants          | 3,00,000/-      | 2,70,000/-       |

**3.2.7 Enumerate the support provided to the faculty in securing research funds from various funding agencies, industry and other organizations. Provide details of ongoing and completed projects and grants received during the last four years.**

Institute provide technical and administrative support to secure funds from various funding agencies. It encourages the faculty to prepare proposals for Minor and Major research projects.

Following are the details of Minor Research Projects undertaken by faculty-

| Sr.No. | Name of the Teacher   | Department          | Amount of Grant Sanctioned by UGC | Year |
|--------|-----------------------|---------------------|-----------------------------------|------|
| 1.     | Prof. G.P.Phasale     | History             | 1,40,000/-                        | 2015 |
| 2.     | Dr..K.K.Malu          | History             | 1,35,000/-                        | 2015 |
| 3.     | Prof. V.V. Borgaonkar | Chemistry           | 2,70,000/-                        | 2015 |
| 4.     | Prof. S.H.Patil       | Pub. Administration | 75,000/-                          | 2015 |
| 5.     | Prof. J.S.Bagal       | Pol. Science        | 60,000/-                          | 2015 |
|        |                       | Total               | <b>6,80,000/-</b>                 |      |

### **3.3 Research Facilities:-**

#### **3.3.1 What are the research facilities available to the students and research scholars within the campus?**

Following facilities are available to students and research scholars –

1. Well-furnished library, research Magazines/Journals, e-Books, e-Journals
2. Separate Reading Rooms.
3. Laboratory and Computers and Internet
4. Xeroxing, Printing facility

#### **3.3.2 What are the institutional strategies for planning, upgrading and creating infrastructural facilities to meet the needs of researchers especially in the new and emerging areas of research?**

There are plans for creating and upgrading library resources for researchers

- To apply for research grants to UGC for MRP
- As per the plan the college has recognized research guides in Marathi, Economics Zoology & Physics.

#### **3.3.3 Has the institution received any special grants or finances from the industry or other beneficiary agency for developing research facilities?? If yes, what are the instruments / facilities created during the last four years.**

No such grant is received from any agency.

#### **3.3.4 What are the research facilities made available to the students and research scholars outside the campus / other research laboratories?**

- Researchers are allowed to use Library and laboratories of other colleges run by our institution if necessary.

- Research scholars are allowed to use library and other resources of colleges in local city for which principal makes necessary administrative arrangements.
- The cooperation is extended to the Research scholars and students as per their requirements.

### **3.3.5 Provide details on the library/ information resource centre or any other facilities available specifically for the researchers?**

Following specific facilities are available to researchers

1. Reference Books
2. Specially provided books for subject
3. International/ National Research Journals
4. Annual reports and surveys on various subjects
5. Special study room.

Following chart shows the details

| Library holding          | Year -1<br>2009-10 |                      | Year – 2<br>2010-11 |                      | Year – 3<br>2011-12 |                      | Year – 4<br>2012-13 |                      | Year – 4<br>2013-14 |                      | Year – 4<br>2014-15 |                      |
|--------------------------|--------------------|----------------------|---------------------|----------------------|---------------------|----------------------|---------------------|----------------------|---------------------|----------------------|---------------------|----------------------|
|                          | Num<br>ber         | Total<br>Cost<br>Rs. | Num<br>ber          | Total<br>Cost<br>Rs. | Num<br>ber          | Total<br>Cost<br>Rs. | Num<br>ber          | Total<br>Cost<br>Rs. | Num<br>ber          | Total<br>Cost<br>Rs. | Num<br>ber          | Total<br>Cost<br>Rs. |
| Text books               | 601                | 84071/-              | 561                 | 90534/-              | 919                 | 66832/-              | 431                 | 35434/-              | 308                 | 40293/-              | 934                 | 98994/-              |
| Reference Books          | 556                | 95680/-              | 282                 | 53000/-              | 279                 | 40568/-              | 494                 | 32450/-              | 306                 | 70234/-              | 553                 | 55830/-              |
| Journals/<br>Periodicals | 26                 | 9545/-               | 26                  | 9545/-               | 28                  | 9580/-               | 29                  | 9884/-               | 30                  | 10527/-              | 30                  | 11436/-              |

### **3.3.6 What are the collaborative research facilities developed / created by the research institutes in the college. For ex. Laboratories, library, instruments, computers, new technology etc.**

Library and Laboratories facilities of other Research centres of the recognized and reputed institutes are availed by the researchers on request institute extend co-operation to the researchers as and when required.

## **3.4 Research Publications and Awards**

### **3.4.1 Highlight the major research achievements of the staff and students in terms of**

- Patents obtained and filed (process and product)-Nil
- Original research contributing to product improvement-Nil

- Research studies or surveys benefiting the community or improving the services
- Research inputs contributing to new initiatives and social development.
- College involved in the research project entitled “Farmers Suicides in Beed District”.

**3.4.2 Does the Institute publish or partner in publication of research journal(s)? If “yes”, indicate the composition of the editorial board, publication policies and whether such publication is listed in any international database?**

No, institute does not publish or partner in publications of Research

**3.4.3 Give details of publications by the faculty and students:**

- Publication per faculty
- Number of papers published by faculty and students in peer reviewed journals (National / international)
- Number of publications listed in International Database (for Eg: Web of Science, Scopus, Humanities International Complete, Dare Database - International Social Sciences Directory, EBSCO host, etc.)
- Monographs
- Chapter in Books
- Books Edited
- Books with ISBN/ISSN numbers with details of publishers
- Citation Index
- SNIP
- SJR
- Impact factor

**Following are the details of publication of the faculty -**

| Sr. No. | Name of the Teacher                        | Dept.   | Books Pub.(No.) Edited Conf. Proce. | Article Pub.(No.) in International journals | Article Pub.(No.) in National journals | Semin ar Papers Pub. (No) |
|---------|--|---------|-------------------------------------|---|--|---------------------------|
| 1.      | Dr. Kamble Kamlakar. Laxmanrao (Principal) | Marathi | 08                                  | Nil   | Nil                                    | 05                        |
| 2.      | Dr. Gatkhal Ramesh Vasantrao               | Marathi | 01                                  | Nil   | Nil                                    | Nil                       |
| 3.      | Dr. Gavte Dyaneshwar Kondiram              | Marathi | 03                                  | Nil   | 01                                     | 08                        |

|       |                                   |            |     |     |     |     |
|-------|-----------------------------------|------------|-----|-----|-----|-----|
| 4.    | Shri. Mulye Youraj Rajaram        | Hindi      | 01  | Nil | Nil | 10  |
| 5.    | Shri. Ushmwar Gangadhar Balanna   | Hindi      | 01  | Nil | Nil | 05  |
| 6.    | Shri. Ladda Kamalkishor Kalyandas | English    | Nil | Nil | Nil | 08  |
| 7.    | Dr. Deshmukh Mahesh Prabhakar     | Economics  | 01  | 02  | 08  | 10  |
| 8.    | Dr. Parkal Bhagwat Sukhdev        | Economics  | Nil | 03  | 05  | 10  |
| 9.    | Shri. Shinde Narayan Bhartarinath | Sociology  | 01  | 00  | 02  | 03  |
| 10.   | Shri Phasale Gorakhnath Pandurang | History    | 01  | 00  | 04  | 02  |
| 11.   | Dr. Malu Kedarnath Kashinath      | History    | 01  | 00  | 04  | 03  |
| 12.   | Shri. Patil Sunil Himatrao        | Pub. Adm.  | Nil | Nil | Nil | 02  |
| 13.   | Dr. Puri Tatya Balkishan          | Pol. Sci.  | Nil | 03  |     | 08  |
| 14.   | Shri. Bagal Jijaram Shrikrushna   | Pol. Sci.  | Nil | Nil | Nil | 03  |
| 15.   | Shri Borgeonkar Vikas Vithalrao   | Chemistry  | Nil | 04  | 00  | 01  |
| 16.   | Shri. Shelke Vijay Dagduji        | Chemistry  | Nil | 00  | 00  | 01  |
| 17.   | Shri. Pawar Sanjay Ramkrishn      | Chemistry  | Nil | Nil | Nil | 02  |
| 18.   | Dr. Mitkar Shivshankar Ramling    | Physics    | Nil | 08  |     | 03  |
| 19.   | Dr. Deshmukh Vinayak Pundlikrao   | Physics    | Nil | 09  | 02  | 06  |
| 20.   | Dr. Ghadsing Premnanda Govindrao  | Botany     | Nil | 02  | 03  | 03  |
| 21.   | Dr. Honna Gajanan Baburao         | Botany     | Nil | 01  | 03  | 03  |
| 22.   | Dr. Ingole Sitaram Bapurao        | Zoology    | 01  | 03  | 07  | 10  |
| 23.   | Dr. Naik Sudhir Ramkrushna        | Zoology    | 01  | 00  | 00  | 06  |
| 24.   | Shri. Kulkarni Mahesh Kishanrao   | Comp. Sci. | 03  | 00  | 01  | 00  |
| 25.   | Shri. Hoke Ashok Kashinath        | Commerce   | 01  | 00  | 00  | 06  |
| 26.   | Shri. Edake Sambhaji Lobhaji      | Commerce   | 01  | 00  | 00  | 00  |
| TOTAL |                                   |            | 22  | 36  | 40  | 118 |

### **3.4.4 Provide details (if any)- Research awards received by faculty**

1. **Dr. S.B. Ingole**, Awarded in research field for best research paper presentation and publication awards from National Journals 'Research Link, National conference at Hingoli, Ahmadpur, Sinnar, Baramati, Hyderabad, Indoor,
2. **Dr. S.R. Naik**, Awarded in research field for best research paper presentation National Conference at Hingoli, ,Baramati, Hyderabad, Indoor,
3. **Dr. T.B. Puri**, Awarded in research field for best research paper publication awards from International Journals 'Patron, Nanded.
4. **Dr. S.R. Mitkar**, Awarded in research field for best research paper presentation awards from National Conference at Nilanga,
5. **Shri. N.B. Shinde**, Awarded in research field for best research paper publication awards from National Journals 'Research Link.

### **Recognition received by faculty from reputed professional bodies, and agencies nationally, internationally**

#### **1.Dr. Kamble K.L.**

1. President, Marathwada Sahitya Parishad, Branch Majalgaon.
2. Member, Central Committee, Marathwada Sahitya Parishad, Aurangabad.

#### **2. Dr. Deshmukh M.P.**

1. Life member of National Economic Association,
2. Life member of Maharashtra Economic Association,
3. Life member of Marathwada Economic Association,

#### **3. Dr. Deshmukh V.P.**

- 1) Life member of "the Indian science congress association" Kolkata. India.

#### **4. Shri Shinde N.B.**

1. Life member of National Sociological Association,

#### **5. Dr. Ingole S.B.**

- 1) Life member of "the Indian science congress association" Kolkata. India.
- 2) Life member of 'association of zoologist, India' Maharashtra State, India.

#### **6. Dr. Puri T.B.**

- 1 Life member of Maharashtra Political Science & Pub.Adms. Association.

#### **7 Dr. Gavate D.K.**

- 1 Life Member, Marathwada Sahitya Parishad, Branch Aurangabad

**8. Shri. Patil S.H.**

1. Life member of Maharashtra Political Science & Pub. Adms. Association.
- 2 Life member Maharashtra Lokprashasan Parishad.

**9 Shri. Mulye U.R.**

- 1 Life member, Maharashtra Hindi Parishad.

**10. Malu K. K.**

- 1 Life member NAB

**11. Rathod P. M.**

1. Life member society of mathematics.

**3.5 Consultancy**

**3.5.1 Give details of the systems p and administrative support is given to faculty for research contribution and strategies for establishing institute-industry interface?**

Experts from various fields, industry & Trade, Insurance & Banking etc are invited to guide the students all faculty.

**3.5.2 What is the stated policy of the institution to promote consultancy? How is the available expertise advocated and publicized?**

- Till now consultancy services were not formally provided by faculty.
- Now the college is planning to identify the areas in which consultancy can be provided.
- In future consultancy services will be provided wherever possible time to time.

**3.5.3 How does the institution encourage the staff to utilize their expertise and available facilities for consultancy services?**

Consultancy services are not provided by institution.

**3.5.4 List the broad areas and major consultancy services provided by the institution and the revenue generated during the last four years.**

Till now no such services are provided

**3.5.5 What is the policy of the institution in sharing the income generated through consultancy (staff involved: Institution) and its use for institutional development?**

No income from consultancy is generated.

**3.6 Social Responsibility and Extension Activities (ISR)**

**3.6.1 How does the institution promote institution neighborhood community network and student engagement, contributing to good citizenship, service orientation and**



### **holistic development of students?**

- The institution promote institutional neighborhood community network. The community oriented activities organized by NSS units and adult continue education and extension work of the college.
- All the students in college and all NSS volunteers of NSS unit actively participate in community oriented activities.
- NSS special camps are conducted in the adopted village in the neighboring area's volunteers are required to participate in camp.
- Activities undertaken by NSS units and students council are – Blood Donation, Health and Aids awareness, Gram Swachhata Abhiyan, Environmental awareness, Tree plantation, Health Camps etc in rural areas.
- Student counselling and personality development camp is organized every year by adult continue education and extension work. (Education as a lifelong learning process)

### **3.6.2 What is the Institutional mechanism to track students' involvement in various social movements / activities which promote citizenship roles?**

- NSS, adult continue education and extension work. (Education as a lifelong learning process) and Student Council are the main mechanism to involve the students in social activities.
- Three NSS units of 100 students each are granted by the University to college and one unit of 40 students of adult continue education and extension work. (Education as a lifelong learning process)
- 300 students are involved in social activities regularly through NSS units and 40 students of adult continue education and extension work. (Education as a lifelong learning process)
- Under NSS, Blood Donation Camps, Health Camp, Special Camps are organized in the adopted villages. Awareness of environmental issues, Tree plantation, and other such activities are undertaken, Gender equality, Anti Ragging Campaign, Anti-corruption Movement, Literacy campaign, etc and adult continue education and extension work. (Education as a lifelong learning process), women's empowerment, complimentary agricultural business.
- The College takes care of that the other students also to be covered by the other forums e.g. students council, Science forum etc.

### **3.6.3 How does the institution solicit stakeholder perception on the overall performance and quality of the institution?**

Students, Teachers, Parents and office bearers of Sanstha actively participate in each activity. Through involvement and participation of all stake holders their perception on quality and performance is solicited.

### **3.6.4 How does the institution plan and organize its extension and outreach programmes? Providing the budgetary details for last four years, list the major extension and outreach programmes and their impact on the overall development of students.**

- Extension activities are planned in the beginning of the year. NSS committee and Students council prepare plan of activities to be performed during the year. All these committees are involved in planning and organizing the activities. The activities are planned and organized under the guidance of principal and Vice principal. Draft of the plan is submitted to principal. Activities are organized as per prefixed schedule.
- Budgetary provisions are not made formally, NSS unit has its own budget. NSS receive funds from University. They spend funds on programs as per the guide lines of the University. Funds for other activities are provided by college as and when required.
- The list of Major extension and outreach activities during last four years is as under:-
- **NSS Activities:-**
  - There are Three NSS units and three NSS programme officers approved by University. The total intake is 300 students.
  - **Special camping programme was conducted by NSS as,**
    1. 2009-2010 - Adopted Village Abegaon tq. Majalgaon Dist. Beed
    2. 2010-2011 - Adopted Village Abegaon tq. Majalgaon Dist. Beed
    3. 2011-2012 - Adopted Village Kitti Adgaon tq. Majalgaon Dist. Beed
    4. 2012-2013 - Adopted Village Punandgaon tq. Majalgaon Dist. Beed
    5. 2013-2014 - Adopted Village Manjarath tq. Majalgaon Dist. Beed
    6. 2014-2015 - Adopted Village Manjarath tq. Majalgaon Dist. Beed
    7. 2013-2014- District Orientation and Leadership camp at college campus.In this camp almost 150 students participated every year.

- **Adult continue education and extension work. (Education as a lifelong learning process) Activity Organized on college level and social base campaign.**
  - 1) Women's empowerment and save girl child mission.
  - 2) Street play (AIDS awareness, democracy education and polling awakening).
  - 3) Personality development and orientation.
  - 4) Elocution and essay writing.
  - 5) Organic farming, water management and rain water harvesting.
  - 6) Introduction to Indian constitution.
  - 7) Special camping programme.
    - a) Every year student counselling and personality development camps 2009 – 15.
    - b) Workshop on agricultural water management 2011.
    - c) Awakening of Indian constitution camp 2012.
- **Following activities are undertaken by NSS during last four years.**
  1. NSS day
  2. Blood Grouping and Blood Donation Camps of students
  3. Health awareness Camp.
  4. Tree plantation
  5. Gram Swachhata Abhiyan
  6. Water Literacy
  7. Red ribbon club activities.
  8. Raksha Bandhan activities.
  9. Gender equality awareness
  10. AIDS awareness and hygiene.
  11. Celebrations of Independence day , Republic Day, Youth day
  12. Environmental Awareness.
  13. Women's health camp at Kittiadgaon on date 27<sup>th</sup> Jan 2015
- **Impact of extension activities on overall development is positive. It is experienced that extension activities develop the students in following ways:-**
  1. Development in communication skills personality development.
  2. Development in Social awareness environmental awareness and cultural values.
  3. Development in understanding others.
  4. Understanding the facts and realities regarding the problems.

5. National integration.

**3.6.5 How does the institution promote the participation of students and faculty in extension activities including participation in NSS, NCC, YRC and other National / International agencies?**

**The institute promote the participation of students and faculty by following ways –**

- It encourages students to participate in NSS, and other agencies through membership campaign. In charge lecturers, advisory committee and principal discuss with students about the participation in extension activities.
- Three NSS units are sanctioned to college. 300 students are encouraged to participate in NSS activities.
- To encourage the students in Extension Activities, students are involved in various activities of following nature –
  1. Blood Donation camps
  2. AIDS awareness activities
  3. Special Camping programme, NSS Day
  4. Gram Swachhata Abhiyan.
  5. Participation of students in various camps.
  6. Survey of the adopted village.
  7. Other occasional activities.
- Participation certificates are given to NSS students.

**3.6.6 Give details on social surveys, research or extension work (if any) undertaken by the college to ensure social justice and empower students from under-privileged and Vulnerable sections of society?**

**The details of such activities are as follows –**

- Students of NSS undertake the surveys regarding the social and economic conditions
- of the citizens residing in villages. The work is done in NSS camps arranged every year. The NSS students complete the work under the guidance of NSS officer.
- Vibhagiya Samata Parishad organized by college in collaboration with department of social justice and social welfare ministry, Govt. of Maharashtra for rural women's.
- Career and placement guidance is given to students by a special cell called "Career guidance cell". This cell perform following activities –

- Practice for competitive exams.
- Practice for General awareness exams every Months.

**3.6.7 Reflecting on objectives and expected outcomes of the extension activities organized by the institution, comment on how they complement students' academic learning experience and specify the values and skills inculcated.**

- Social awareness of the students is increased. They freely discuss on various social issues and express their opinions.
- A sense of responsibility is developed in the students. This reflects in seriousness they shows in attending classes, completion of term work with gender equality.
- The impact of extension activities is in accordance with objectives and expected out Come.

**3.6.8 How does the institution ensure the involvement of the community in its reach out activities and contribute to the community development? Detail on the initiatives of the institution that encourage community participation in its activities?**

- The institution ensures the involvement of community in community development activities by arranging suitable activities for the said objective.
- Organised every year 'Golwalkar Guruji Vyakhyanmala'
- College arranges Yoga Shibir every year. Participation to all citizens is open and free. About 200 citizens take benefit every year. This Shibir is arranged under the collaboration & guidance Arya Yog Samittee Majalgaon Ambica yog cuti Nanded.
- In NSS special camp activities villagers are involved.
- Parents and Alumni are involved in several activities.

**3.6.9 Give details on the constructive relationships forged (if any) with other institutions of the locality for working on various outreach and extension activities.**

- NSS students participate in the activities arranged by the local Primary Health Centre Majalgaon, Tahasil Office, BEO office, Taluka Vidhi Sangha.
- Teacher as a para-legal volunteer in district legal services.

**3.6.10 Give details of awards received by the institution for extension activities and / contributions to the social / community development during the last four years.**

1. Award to the B.S.P. Sanstha –' Vivek Gram Abhiyan – B.S.P. Sanstha received award for "Gram Vikas Abhiyan".
2. Awarded 'SANMANPATRA' to College by Adopted Nirmal Gram Awarded Village Sindewadi Grampanchayat,

### **3.7 Collaborations**

**3.7.1 How does the institution collaborate and interact with research laboratories, institutes and industry for research activities. Cite examples and benefits accrued of the initiatives - collaborative research, staff exchange, sharing facilities and equipment, research scholarships etc.**

Experts from industry and other fields are called to give extension lectures to students. Students are benefited as they get guidance from these experts.

**3.7.2 Provide details on the MoUs/collaborative arrangements (if any) with institutions of national importance/other universities/ industries/Corporate (Corporate entities) etc. and how they have contributed to the development of the institution.**

Presently no such MOU's / Collaborative arrangements are in place.

**3.7.3 Give details (if any) on the industry-institution-community interactions that have contributed to the establishment / creation / up-gradation of academic facilities, student and staff support, infrastructure facilities of the institution viz. laboratories /library / new technology /placement services etc.**

- Some books of importance are donated by local citizens to college library.
- Donations of Water Coolers for the development of college are received from the MLA of Majalgaon and alumni student.
- Sixty chairs donated by Vaidyanath Urban bank Parli.
- Twenty dust beans donated by Tuljabhavani Urban Bank, Majalgaon.

**3.7.4 Highlighting the names of eminent scientists/participants who contributed to the events, provide details of national and international conferences organized by the college during the last four years.**

Dr. Sharad Hebalkar, Dr. K. M. Kulkarni, Dr. Jahagirdar, Dr. M. Huk, Dr. Prahlhad Lulekar, Dr. Takbhore, Dr. Shivaji Madan, Dr. C. J. Hiwre etc. had contributed as a scientists in events of National conferences conducted by college.

**3.7.5 How many of the linkages/collaborations have actually resulted in formal MoUs and agreements? List out the activities and beneficiaries and cite examples (If any) of the established linkages that enhanced and/or facilitated –**

Nil

**Informal Linkages have taken place**

1. Teachers actively participate in curriculum enrichment.
2. College arranges extension activities of collaborative nature.

3. Career guidance activities are collaborative type.
4. NSS students always participate in collaborative activities.

**3.7.6 Detail on the systematic efforts of the institution in planning, establishing and implementing the initiatives of the linkages/collaborations.**

Any other relevant information regarding Research, Consultancy and Extension which the college would like to include.

- Woman's Grievance Redressal Cell is established and functioning in the college.
- Girls counselling Committee works in the college.
- College participated in Vivek Gram Abhiyan undertaken by sanstha on the occasion of Vivekanand Sardh Shati Jayanti celebrations. (Adopted village taken for 12 years.)

## **Criterion IV : Infrastructure and Learning Resources**

### **Physical Facilities**

Shri Siddheshwar Mahavidhyalaya is built in ruler area of 1.3 acres. Sanstha has built up a well-furnished building spending crores of rupees. The college has adequate infrastructure facilities and resources to conduct the curricular, co-curricular and extra-curricular activities and the growth of the infrastructure keeps pace with the academic developments in the institution. The infrastructure is used to optimum extent and all the students have an easy access to the available learning resources.

#### **4.1.1 What is the policy of the Institution for creation and enhancement of Infrastructure that facilitate effective teaching and learning?**

The college has long term policy to create and enhance infrastructural facilities to facilitate effective teaching and learning. It has long term planning for expansion of facilities to meet future development. Infrastructure developed according to the strength of students in different streams. With the increase in strength, as per requirement, the institution approaches UGC and seeks various funds. The management actively offers help as and when any infrastructural change is required. The infrastructural enhancement is liberally funded on need base and on the availability of the funds.

#### **4.1.2 Detail the facilities available for**

**a) Curricular and co-curricular activities – classrooms, technology enabled learning spaces, seminar halls, tutorial spaces, laboratories, botanical garden, Animal house, specialized facilities and equipment for teaching, learning and research etc.**

##### **A) Facilities of curricular and co-curricular activities**

Sufficient and well-furnished classrooms, Spacious Laboratories, A/V room (conference Hall), Central Library, Botanical Garden, Zoology Museum, Canteen, Office, Credit Co-operative Society Office, CCTV, a pleasant campus to cite a few, fulfill our growth plans.

##### **Class Rooms**

| <b>Sr. No</b> | <b>No of Rooms</b> | <b>Carpet Area</b> |                |
|---------------|--------------------|--------------------|----------------|
|               |                    | <b>Dimension</b>   | <b>Sq. Ft.</b> |
| 1)            | Ground Floor       |                    |                |
|               | G-09               | 10x10              | 100            |
|               | G-17               | 22x18              | 396            |
|               | G-18               | 22x18              | 396            |
|               | G-19               | 22x18              | 396            |
|               | G-20               | 22x18              | 396            |
|               | G-21               | 22x18              | 396            |
|               | G-22               | 22x18              | 396            |



|    |  |   |   |
|----|--|---|---|
| 2) | First floor<br>F-13<br>F-15<br>F-16<br>F-17<br>F-18<br>F-19<br>F-20=07 | 40x18<br>22x18<br>22x18<br>22x18<br>22x18<br>30x18<br>30x18 | 720<br>396<br>396<br>396<br>396<br>540<br>540 |
| 3) | Second Floor<br>S-4<br>S-6<br>S-7<br>S-8<br>S-9=06                     | 40x18<br>22x18<br>22x18<br>22x18<br>22x18                   | 720<br>396<br>396<br>396<br>396               |
| 4) | S-10 A/V Class Room  | 50x18   | 900   |

The college has spacious and well ventilated classrooms. They have adequate natural light. There are 20 classrooms, and one A/V room, A/V room is used for teaching for all classes. The classrooms are having wooden and metal benches, eco-green boards, and light arrangements. CCTV cameras are installed at the entrance porch, in some of the classrooms, laboratories, office, Varanda and library to monitor the functioning of academic activities.

### Library

| Sr.No. | Particular                        | Available at present |
|--------|-----------------------------------|----------------------|
| 1      | No. of Titles of the Books        | 15070                |
| 2      | No. of Journals/periodicals       | 30                   |
| 3      | Furniture (Reading tables/chairs) | Table-04 Chair-25    |
| 4      | Computers with Internet           | 02                   |
| 5      | Seating Area                      | 60.10 sq. mit        |
| 6      | Staking Area                      | 16.06 sq.mit         |
| 7      | Xerox Machine                     | 01                   |
| 8      | Fire extinguishers                | 01                   |

### Administrative Block

| Sr.No. | Particular                               | Available at present | Sq.Ft.                    |
|--------|--|----------------------|---------------------------|
| 1      | Principal's Cabin<br>Principal's chamber | .Ground floor G-13   | 22x18 = 396<br>22x8 = 176 |
| 2      | Administrative Office                    | Ground floor G-12    | 44x18 = 792               |

### Vice- Principal's Cabin

| Sr.No | Particulars      | Sq.Ft.      |
|-------|------------------|-------------|
| 1)    | Ground Floor G-5 | 12x10 = 120 |

### Common Staff Room and Departments

| Sr.No | Particulars / Departments | Carpet Area Sqft. |
|-------|---------------------------|-------------------|
| 1)    | Common Staff Room G-16    | 22x18 = 396       |

|    |                       |      |            |
|----|-----------------------|------|------------|
| 2) | Department of Marathi | F-12 | 22x8 = 176 |
|----|-----------------------|------|------------|

### **.Technology enabled learning spaces**

Computer and internet facility is available in all the science departments. The College has fully equipped Computer Science Laboratory and IT lab for commerce with 57 highly upgraded computers with full UPS backup. Audiovisual aids like LCD projector (02) with screen in A/V room with full UPS back up, printers, scanners and digital camera are available in the department of Computer Science, The college Central Library has internet, SOUL 2.0 software, audio-visual aids (educational CDs), and full UPS backup.

### **Seminar Hall (A/V Room):**

There is one well equipped Seminar Hall / Conference Hall. It is used for organizing conferences, seminars, workshops and other different programmers of the college.

| <b>Sr. No</b> | <b>Particulars</b>                   | <b>Sq. Ft</b> |
|---------------|--------------------------------------|---------------|
| 1)            | Seminar Hall / Conference Hall. S-10 | 50x18= 900    |

### **Tutorial Spaces:**

The tutorials are conducted in respective classrooms and labs.

### **Laboratories:**

The college has well-equipped and spacious laboratories with facilities like Electricity, inverter connections, water connections, gas connections, fire extinguisher and all the types of lab apparatus and tools. The Chemistry Laboratory complex is having a separate room to carry out research activity of the faculty. The College is enriched with equipped Computer Laboratories with LAN and OFC internet facility on each terminal.

| <b>Sr.No.</b> | <b>Departments laboratories &amp;</b>  | <b>Location</b>           | <b>Sq.Ft.</b>  |
|---------------|--|---------------------------|--|
| 1.            | Chemistry<br>i) Lab-I<br>ii) Lab-II<br>iii) Lab-III<br>(Research Lab)<br>iv) Store Room<br>v) Staff room | First Floor F-1           | 42x21=882<br>29x22=638<br>12x31=372<br>12x07=84<br>12x21=252 |
| 2.            | Mathematics  | First Floor F-2           | 10x12= 120   |
| 3.            | Computer Science<br>i)B.Sc.-Lab<br>ii)Commerce-Lab   | First Floor F-3           | 14x36=504<br>14x36=504                                       |
| 4.            | Physics<br>Staff room &Dark Room   | First Floor<br>F-4<br>F-7 | 27x25=675<br>16x25=400                                       |
| 5.            |  | First Floor               |  |

|    |                 |                             |                        |
|----|-----------------|-----------------------------|------------------------|
|    | Botany Science  | F-8<br>F-9                  | 18x27=486<br>19x24=456 |
| 6. | Zoology Science | First Floor<br>F-10<br>F-11 | 24x18=432<br>24x18=432 |

#### **Botanical Garden:**

Department of Botany has cultivated, ornamental plants and medicinally important plants are grown in earthen pots. There are also some plants which are included in the curriculum

#### **Zoology Museum:**

Zoology Department has a museum in their department with required animal species which are preserved and maintained.

**b) Extra –curricular activities – sports, outdoor and indoor games, gymnasium, auditorium, NSS, NCC, cultural activities, Public speaking, communication skills development, yoga, health and hygiene etc.**

#### **Sports:**

| Sr. No | Department       | Sq.Ft.      |
|--------|------------------|-------------|
| 1)     | Ground Floor G-3 | 10x12 = 120 |

The Management has always taken interest in arranging all facilities for sports, indoor and outdoor games. The College has adequate sports material and infrastructure to enhance student's "sports skills". The College has playground for outdoor games. It has following facilities:

#### **Outdoor Facilities:**

1. Athletics facilities
2. Kho-Kho ground
3. Kabbadi ground
4. Volley ball ground

#### **In door games:**

A separate hall is provided for indoor games.

#### **Indoor Facilities:**

1. Table Tennis
2. Chess Facility

#### **Gymnasium:**

| Sr.No | Department | Sq.Ft.     |
|-------|------------|------------|
| 1)    | Gymnasium  | 12x18= 216 |

The college has a well-equipped gymnasium on the ground floor with the equipment such as weight lifting set 187kg Nelco, Parallel Bar, Lat Pull Down, Chest Press, Abdomen Crunch, Leg Extension and Leg Curl, Pec Dec, Shoulder Press, Bench Press Bench, etc. The gymnasium hall remains open in the morning and evening time.

**NSS:** Since 1996, NSS has been functioning in this college in a very successful manner. College has three units of 100 students each and three trained Programme Officers out of them one women programme officer. Special Camp facility is there for which we receive a financial support from the University every year. We have N.S.S. office room/ store room and all necessary equipment needed.

| Sr.No | Department       | Sq.Ft.      |
|-------|------------------|-------------|
| 1)    | Ground Floor G-2 | 10x12 = 120 |

#### **Cultural Activities, Public Speaking:**

Cultural activities are conducted on the open dais of the college at the time of Annual Social Gathering.

There is a Drama Hall on the Second floor which is used by the students for the practice of cultural activities like Youth Festival and Gathering.

We have the necessary musical instruments for conducting various cultural activities.

#### **Ladies Room:**

Ladies Room is situated at ground floor. It is furnished with separate toilet block near Ladies room.

| Sr.No | Department        | Sq.Ft.      |
|-------|-------------------|-------------|
| 1)    | Ground Floor G-10 | 10x15 = 150 |

#### **Toilet Blocks:**

Separate toilet blocks for Female, boys, and gents staff are available.

#### **Examination Section:**

The college has a separate **Examination Section** on Second floor.

| Sr.No | Department         | Sq.Ft.      |
|-------|--------------------|-------------|
| 1)    | Second Floor S-2,3 | 18x30 = 540 |

#### **Store Room Facility:**

| Sr.No | Department        | Sq.Ft.      |
|-------|-------------------|-------------|
| 1)    | Ground Floor G-11 | 10x17 = 170 |

**Credit Co-operative Society Office:**

The college has a Credit Co-operative Society Office to cater the needs of the employees. Which is one of the welfare activity of the college. The office is located in the nearby sanstha school building.

**WDC:** We have a very active Women Development Cell established in Oct. 2010. The cell seeks to create awareness about important issues related to women and provide a forum for discussion and deliberation on a range of issues. There is a discussion about patriarchy, women's position in society, fundamentalism, inequity, crime against women, and various other issues that affect our daily lives.

**4.1.3 How does the institution plan and ensure that the available infrastructure is in line with its academic growth and is optimally utilized? Give specific examples of the facilities developed/augmented and the amount spent during the last four years (Enclose the Master Plan of the Institution/ campus and indicate the existing physical infrastructure and the future planned expansions if any).**

Since its inception in 1996, the institute has been keeping pace with the changing needs and requirements to meet its academic growth. To keep the pace with the needs and requirements, additional infrastructure is being added from time to time.

The Institution always plans to ensure that its infrastructural development keeps pace with its academic growth and that the available infrastructure is optimally used. The IQAC places before the Principal's council suggestions regarding the required augmentation for infrastructural development. Some specific examples are Digital class rooms for ICT enabled teaching, Digital labs, Seminar halls. In the Local Management Committee meeting, the Principal presents the proposal for the new courses applied for, classrooms and others facilities needed for each course and the proposals for augmentation of infrastructure. After getting the approval from the Management new additions are made. During last four years, the college has introduced many new courses such as Sanskrit, Dramatics, Music, T.M.P.A in Arts faculty. To meet the needs of this academic growth, the institution has developed following infrastructure.

Newly constructed classrooms

Newly constructed Research labs.

A Spacious Reading Room

Thus the Institution has augmented the infrastructure to keep pace with academic growth. The college has prepared the master plan to utilize the available land (Master Plan of the Institution is enclosed herewith)

**Planning for ensuring that the available infrastructure is optimally utilized:**

The college schedule is 08.15 am to 05.30 pm. The timetable of theory and practical is drawn in such a way that the classrooms and laboratories are made available to all the classes for effective teaching learning process. The co-curricular and extra-curricular activities are conducted as per the schedule in the Drama Hall.

The schedule of Library and Reading Room is 10 am. To 05.30 pm. The students fully take the advantage of Night Reading Room which is kept open from 05 pm. to 08 pm. Even on holidays, the college and campus do not remain vacant. The stakeholders avail the physical infrastructure on holidays for the preparation of extra-curricular and sports activities. Drama hall is provided for conducting such activities. The infrastructure is made available for conducting various types of examinations like Banking, MKCL and other Competitive Exams during off-sessions. We partake in social activities by extending our auditorium facility whenever it is free for conducting different kinds of social programmers.

**4.1.4 How does the institution ensure that the infrastructure facilities meet the requirements of students with physical disabilities?**

The institute ensures that infrastructure facilities meet the requirement of the students with physical disabilities. For differently-abled students, it is ensured that they don't have any physical obstruction. The institution is committed to accommodate them on the ground floor, especially front-seating arrangement, comfortable furniture, attendant facility. They are provided classes with ramp facility. The library facility is provided to them in the multipurpose hall located at the ground floor. The needs of the physically challenged students are fulfilled by the supporting staff. The students are given extra attention during the college terminal examinations as well as the final examinations. They are helped by providing the seats on the ground floor. The library facility is provided to them at the ground floor. The students are given extra attention during the college terminal examinations as well as the final examinations. Extra 30 minutes are given them in final exam.

**4.1.5 Give details on the residential facility and various provisions available within them:**

Our institute does not provide residential facility.

#### **4.1.6 What are the provisions made available to students and staff in terms of health care on the campus and off the campus?**

The Institution has no health care center but in case of emergency patients is sent to Govt. Hospital and dispensaries nearby the college. College made available First aid facility in the college campus and we take the help of Govt. Hospital and some private practitioners nearby.

##### **Off the campus**

Hospitals are nearby areas. The institute is centrally located in Majalgaon with many reputed hospitals in the vicinity. The institute can seek the medical help from the nearby hospitals in emergencies at the shortest possible time.

#### **4.1.7 Give details of the common facilities available on the campus – spaces for special units like IQAC, Grievance Redressal unit, Women's Cell, Counseling and Career Guidance, Placement Unit, Health Centre, Canteen, recreational spaces for staff and students, safe drinking water facility, auditorium, etc.**

##### **IQAC CELL:**

| Sr.No | Department       | Sq.Ft.      |
|-------|------------------|-------------|
| 1     | Ground Floor G-4 | 10x12 = 120 |

The IQAC Cell is located at the ground floor. It is adequately furnished office with computer and internet facility, scanner, printer, and notice board etc. The regular meetings of the IQAC are conducted in the IQAC Cell.

##### **Grievance Redressal Unit:**

Grievance Redressal Unit is housed at the ground floor. It works under the chairmanship of the Principal. Grievance boxes are kept at the entrance of Principal's office. They are opened once in a month and the unit resolves the problems in the meetings.

##### **Women Cell:**

Women cell is located at the ground floor. It is a well-furnished cell established to resolve the problems of girl students and ladies staff.

##### **Placement Cell:**

The placement cell is located in Department of Chemistry

##### **Health Centre: Nil**

##### **Counseling and Career Guidance:**

The College has adequately furnished office for Counseling and Career Guidance with computing facilities, notice board and books on career examinations.

**Canteen:**

| Sr.No | Particulars      | Sq.Ft.      |
|-------|------------------|-------------|
| 1     | Ground Floor G-6 | 12x30 = 360 |

In the campus there is a sophisticated canteen having area of 360 Sq.Ft. which caters to the various requirements of the staff and students. The canteen is conveniently located and provides a range of food items at affordable rates.

**Recreational Spaces for Staff and Students:**

The college has developed following recreational spaces and facilities for the students and staff.

- 1) Gymnasium Hall
- 2) LCD TV facility

**Drinking Water:**

A high end water purification plant with capacity of 250 lit/hour is installed in the campus. Water coolers are located at strategic points on two floors.

| Sr.No | Particulars      | Sq.Ft.     |
|-------|------------------|------------|
| 1)    | Second Floor S-1 | 18x06 = 72 |

**Generator:**

| Sr.No | Particulars      | Sq.Ft.     |
|-------|------------------|------------|
| 1)    | Ground Floor G-8 | 10x08 = 80 |

25 KV capacity Generator is installed in the Campus.

**Vehicle Parking:**

Ample space for Vehicle parking.

**Wi-Fi enabled Campus:**

The entire campus is Wi-Fi enabled with OFC internet connection.

**4.2 LIBRARY AS A LEARNING RESORUCE:**

**4.2.1 Does the library have an Advisory Committee? Specify the composition of such a committee. What significant initiatives have been implemented by the committee to render the library, student/user friendly?**

Yes. The Library Advisory committee comprises **eight** members including the Principal, a librarian, **five** teachers from senior college, **one** teacher from junior college,



### Committee member

| Sr. No | Committee member              |           |
|--------|-------------------------------|-----------|
| 01     | Dr. K. L. Kamble (Principal)  | Chairman  |
| 02     | Shri. T. V. Munde (Librarian) | Secretary |
| 03     | Shri. S. H. Patil             | Member    |
| 04     | Shri S. B. Limbkar            | Member    |
| 05     | Shri. V. V. Borgaonkar        | Member    |
| 06     | Shri. K.K. Ladda              | Member    |
| 07     | Shri. M. K. Kulkarni          | Member    |
| 08     | Shri. A. K. Hoke              | Member    |

The committee arranges regular meetings. The major functions and Responsibilities of the committee are as follows: The Committee Called three to four Meeting in an academic year. On request and in emergence committee may call meeting.

- 1) To supervise the budget of library and the utilization of funds for purchase of books and journals.
- 2) To discuss the suggestions made by stake holders regarding the development of the library.
- 3) To monitor the performance of the library
- 4) To fix the penalty for the books lost.
- 5) Committee recommends the management for the desired decision
- 6) For the smooth functioning of the library
- 7) To discuss problems of library and students
- 8) To discuss the problems of the library and teachers
- 9) To take decisions regarding the development of infrastructure
- 10) To take decision regarding services and facilities to be given to the readers.
- 11) The College has constituted library purchase committee.
- 12) Open Book Exhibitions are organized to encourage reading habits among Students
- 13) Introduction of e-journal facilities & ICT learning resources
- 14) Open self-system that facilitates free access of books
- 15) Latest arrivals are displayed on the notice board as well as e communication.
- 16) Library books are avail to researchers and other readers.

#### **User-friendly initiatives:**

The librarian is supported by three library attendants who ensure the smooth functioning of the library. The cordial, co-operative and the informed staff of the library keep the library user-friendly by making the dealings easy and comfortable. The automated functioning of

the library makes the transactions easier. Open Access system, Electronic Book Search-Author-based, Subject-based, Title-based and Publisher based, are some of the user friendly initiatives

#### **4.2.2 Provide details of the following:**

**Total area of the library (in Sq. mts)**

**Total seating capacity -**

**Working hours (on working days, on holidays, before examination days,**

**During examination days, during vacation.**

**Layout of the library (individual reading carrels, lounge area for browsing and relaxed reading IT zone for accessing e- resources)**

**Total area of the library: –G-14**

| Sr. No | Particulars  | Dimensions   | Sq. mts      |
|--------|--------------|--------------|--------------|
| 1.     | Library      | 5.60 x 13.60 | 76.16 Sq.mt. |
| 2.     | Reading Room | 4.5 x 9.6    | 43.20 Sq.mt. |

In the library, Reference Section, Book Issue Counters and Staff Reading Room.

**Total seating capacity: -**

1. Students Reading Room - **100**
2. Staff Reading Room - **20**

**Working hours (on working days, on holidays, before examination days, during examination days, during vacation)**

1. On working days: - **10 am to 04:00 pm**
2. On holidays: - **closed**
3. Before examination days: - **08am to 05:40pm**
4. During examination days: - **08am to 05:40pm**
5. During vacations: - **10am to 05:40pm**

**Layout of the library (individual reading carrels, lounge area for Browsing and relaxed reading, IT zone for accessing e-resources)**

**4.2.3 How does the library ensure purchase and use of current titles, print and e journals and other reading materials? Specify the amount spent on procuring new books, journals and e-resources during the last four years.**

Every year a certain amount is earmarked for the purchase of library books and journals. First preference is given to reference books related to the syllabus. The Heads of all the Departments provide the list of current titles. The Library Committee collects the list of

books, journals etc., to be purchased. In certain cases, where the requirement is very specific, the faculty members visit book shops and exhibitions and select the titles.

The following table provides details of the amount spent on procuring library resources during the last four years

| Library holdings         | 2010-11    |               | 2011-12    |               | 2012-13    |               | 2013-14    |               | 2014-15    |               |
|--------------------------|------------|---------------|------------|---------------|------------|---------------|------------|---------------|------------|---------------|
|                          | Num<br>ber | Total<br>Cost | Num<br>ber | Total<br>Cost | Num<br>ber | Total<br>Cost | Numb<br>er | Total<br>Cost | Numb<br>er | Total<br>Cost |
| Text books               | 561        | 90534         | 919        | 66832         | 431        | 35434         | 308        | 40293         | 934        | 98994         |
| Reference Books          | 282        | 53000         | 279        | 40568         | 494        | 32450         | 306        | 70234         | 553        | 55830         |
| Journals/<br>Periodicals | 26         | 9545          | 28         | 9580          | 29         | 9884          | 30         | 10527         | 30         | 11436         |
| e-resources              | -          | -             | -          | -             | -          | -             | 20         | -             |            |               |
| Any other<br>(specify)   |            |               |            |               |            |               |            |               |            |               |
| Total                    |            | 153079        |            | 116980        |            | 77768         |            | 121054        |            | 166260        |

**E-resources:** Institution makes use of INFLIBNET online database. It includes bibliographical data base, 3000 e-journals (Full text), 75000 e-books are accessible through N-List Programme.

**CD-ROMs:** The library has a 04 CD-ROMs

#### **4.2.4 Provide details on the ICT and other tools deployed to provide Maximum access to the library collection?**

- OPAC - Yes
- Electronic Resource Management package for e-journals-**Yes**
- Federated searching tools to search articles in multiple Databases -No
- Library Website –Yes
- In-house/remote access to e-publications -**Yes**
- Library automation – **Yes**
- Total number of computers for public access-- **03**
- Total numbers of printers for public access----- **01**
- Internet band width/ speed:-**100mbps**
- Institutional Repository - **Yes**
- Content management system for e-learning-**Yes**
- Participation in Resource sharing networks/consortia (like Inflibnet) - Yes

#### **4.2.5 Provide details on the following items:**

- Average number of walk-ins:-100 with Reading Room / day

- Average no. of books issued/ returned: - **250** / day
- Ratio of library books to students enrolled: - **1:5**
- Average number of books added during last three years: - **1108**
- Average number of login to OPAC: - **10**
- Average number of login to e-resources:-**12**
- Average number of e-resources downloaded/printed: - **210** pages /month
- Number of information literacy trainings organized:-**Every year literacy programmer is organized for all first year students& Library periods are taken for every subject.**
- Details of “Weeding out” of books and other materials: **53 books**

Not a single book is weeded out so far but we invited quotation for waste newspapers to sell out and received amount is credited to the college account book. A list of weeding out of books is Prepared and put in Library Advisory Committee to take decisions in this regards

#### **4.2.6 Give details of the specialized services provided by the library:**

**Manuscripts: - 01**

**Reference: - 1431**

**Reprography: - Photocopying, Computer printouts**

**ILL (Inter Library Loan Service): Yes**

ILL facility is provided to departmental libraries

**Information deployment and notification:**

The library has notice boards used for displaying new arrivals of the books and journals, articles, advertisements, photographs, notices, college news cuttings and “VicharVedh” (College Magazine).

**Download:**

Download facility is made available to the users as per need.

**Printing:**

The library is having 01 printer with scanner.

**Reading list/ Bibliography compilation:**

Subject wise catalogues are compiled.

**In-house/remote access to e-resources:**

The internet facility is available in the library for easy access to e-resources.

**User Orientation and awareness:**

The newly arrived books, journals and other reading material are displayed in the showcase and their list is put on the library notice board.

**Assistance in searching Databases:**

The library is equipped with computer with broad band internet connection.

**INFLIBNET/IUC facilities:**

The College has recently received INFLIBNET-N-List facility. Individual ID is given to the faculty.

**Book Bank:**

The College has book bank facility. The book bank lends books to the meritorious students with poor financial background.

**4.2.7 Enumerate on the support provided by the Library staff to the students and teachers of the college.**

- The books recently added are enlisted on the notice board for the acquisition to the students and teachers.
- Up to date catalogues are available that give information regarding new arrival of the books.
- Subscribed journals, periodicals and magazines are displayed on the stand.
- Syllabus are provided to the students and teachers.
- The library staff provides help to download the reference material.
- Search and location assistance for printed as well as e-learning resources through N-List and other educational web-sites.
- The library staff gives open access service to PG students and research students.

**4.2.8 What are the special facilities offered by the library to the visually/physically challenged persons? Give details.**

The library and reading room are located at the ground floor. So it is easy for physically challenged persons to approach library. The library staff extends its cooperation in searching the books and making seating arrangements for them. Physically disabled students are given special preference in issuing books.

**4.2.9 Does the library get the feedback from its users? If yes, how is it analyzed and used for improving the library services. (What strategies are deployed by the Library**

**to collect feedback from users? How is the feedback analyzed and used for further improvement of the library services?)**

Informal

### **4.3. IT Infrastructure**

#### **4.3.1 Give Details on the computing facility available at the institution**

##### **Hardware / Software's.**

The college provided total 57 computers with internet connectivity to the staff, faculty, office & Library.

##### **Facility:-**

**1) Configuration:** - all computer and their configurations.

- i) Dell - Intel core I3 = 3240 cpu
  - Processor - 3.40 GHZ
  - Ram - 2 G.B.
  - HD - 500 G.B.
- ii) Compaq - Processer Pentium (R) Dual - core 3.20 GHZ
  - RAM - 1 GB
  - HD - 500 GB
- iii) Intex - Pentium dual core 2.70 GHZ
  - Ram - 2 GB
  - HD - 300 GB
- iv) Dyssey - Intel core Duel 2.40 GHZ
  - RAM - 1 G.B.
  - HD - 150 GB
- v) HCL - Intel 2.80 GHZ
  - RAM - 1 G.B.
  - HD - 500 GB

**2) Software's:** - List of Software's operating system.

- i) Windows - 7, 8
  - Windows Servers 2003 XP
  - Application Software
- 1) MS Office - 2010, 2013
- 2) Page Maker
- 3) 'C' Compller - Dev Cpp, Turboc
- 4) Visual Basic
- 5) Adobe Reader
- 6) Tally. - 7.2, 9 ERP
- 7) IBMAN
- 3) Lan Facility: - Yes
- 4) Computer Student Ratio:-1:12
- 5) Nodes with internet facility:-57
- 6) Printers : - 11
- 7) Scanner : - 01
- 8) Xerox : - 01

### **4.3.2 Detail on the computer and internet facility made available to the Faculty and student on the campus and off campus.**

#### **On the Campus:-**

- 1) Central computer facility for the staff & student.
- 2) A separate internet connectivity is made available in each department and computer laboratories.
- 3) Free internet and computer access is available to the staff & Student.
- 4) Library software use in library.
- 5) Wi-Fi Facility available in college campus.

#### **Off the campus:-**

Data card provided to the staff members who visit the University for Official Work. And student's provided Data card who are going participate competitions and study tour.

### **4.3.3 What are the institutional plans and strategies for deploying and upgrading the I.T infrastructure and Associated Facilities?**

#### **a) Plans for Deployment and Up-gradation:-**

- Digital attendance system
- Smart Digital Board Class rooms.
- Hosting web server.

#### **b) Strategy for deployment & up-gradation:-**

- 1) As per the new syllabus, new software is purchased.
- 2) According to the requirements of software computer capacity is upgraded.
- 3) Increase in the number of computer is according to the requirements given by the Heads, especially by the department of computer science and commerce Department.
- 4) ICT based equipment are purchased as per the requirements.
- 5) Increase in ICT Classrooms.

### **4.3.4 Provided details on the provision made in the annual budget for procurement, up gradating deployment and maintenance of the computers and their Accessories in the institutions. (Year wise for last four year)**

| Sr. No | Year    | Budget Expenditure (Rs) |
|--------|---------|-------------------------|
| 1.     | 2011-12 | 1,67,97,577.00          |
| 2.     | 2012-13 | 2,05,86,579.00          |
| 3      | 2013-14 | 2,44,60,681.00          |
| 4      | 2014-15 | 2,63,97,095.00          |

**4.3.5 How does the institution facilitate extensive use of ICT resources including development and use of computer aided teaching / learning materials by its staff & Student?**

- 1) The college has provided computers to all Departments with internet Connectivity. Internet facility is used by the staff & Student for referring study materials, online journals & publication through Central computer facility.
- 2) To explain difficult topics, faculty follows power point presentation.
- 3) Staff & Student downloading on line research Material.
- 4) Digital Camera.

**4.3.6 Elaborate giving suitable examples on how the learning activities and technologies deployed by the institution place the student at the Centre of Teaching - Learning Process and render the role of a facilitator for the teacher.**

- 1) The student are available one digital classrooms for the practice of paper presentations & Seminars.
- 2) Student give power point presentation in the seminar.
- 3) Student are motivated to enrich their seminars with help of materials downloaded from Educational web-sites.
- 4) Central Computer Facility motivates the Students to refer e-journals, e-books & other study Material.

**4.3.7 Does the Institution avail of the National Knowledge network connectivity directly or through the Affiliating University? If so, what are the services availed of?**

No

**4.4 Maintenance of Campus Facilities**

Whenever the minor maintenance is there College maintenance with their own funds. While major Repairs and Maintenance of assets are there Sanstha incorporates along with College and carryout the same.



## **CRITERION V: STUDENT SUPPORT AND PROGRESSION**

### **5.1 Student Mentoring and Support**

#### **5.1.1 Does the institution publish its updated prospectus/handbook annually? If “yes”, what is the information provided to students through these documents and how does the Institution ensure its commitment and accountability?**

Yes. The institution publishes updated prospects every year.

The information provided in prospectus consists of following:-

1. The mission vision and objectives of mother institute and college
2. Instructions about admission process & rules of admission
3. Courses offered by college
4. Fees structure.
5. Free ships , scholarships available in college
6. Different Faculties available in college
7. Mechanisms for student’s activities – NSS, student’s council, sports, cultural etc.

The institute ensures its commitment and accountability by maintaining Transparency in admission process.

Admissions are made strictly as per rules of Govt. and University.

#### **5.1.2 Specify the type, number and amount of institutional scholarships / free ships given to the Students during the last four years and whether the financial aid was available and disbursed On time?**

**Following types of scholarships and free ships are given to students.**

1. Govt. of India Scholarship (GOI) for backward class students.(SC,ST,NT,OBC,SBC)
2. EBC to Economically Backward class
3. Primary school Teachers ward’s free ship
4. Secondary School Teachers Ward’s free ship.
5. Freedom Fighter Scholarship.
6. Concession for defense service men’s or ex defense service men’s wards.
7. Open merit scholarship to students who have secured 75% and above marks in qualifying examination.
8. Scholarship to physically handicapped students.
9. Scholarships to minority community students.

10. National merit scholarship to students who secure 75 % and above marks in

H.S.C. Exams.

11. College extends free ship facility to the needy students as and when required

**Details of Scholarships & Free ships given to students for the last four years are as follows;**

**B.A. I**

| Sr.No |                     | 2009-10     |               | 2010-11     |               | 2011-12     |               | 2012-13     |               | 2013-14     |               |
|-------|---------------------|-------------|---------------|-------------|---------------|-------------|---------------|-------------|---------------|-------------|---------------|
|       |                     | Students No | AMOUNT Rs/- . | Students No | AMOUNT NT Rs. | Students No | AMOUNT NT Rs. | Students No | AMOUNT NT Rs. | Students No | AMOUNT NT Rs. |
| 1.    | GOI                 | 50          | 155250        | 50          | 178780        | 60          | 265262        | 52          | 202020        | 68          | 282880        |
| 2.    | EBC                 | 76          | 3420          | 48          | 2205          | 68          | 3060          | 48          | 2160          | 53          | 2385          |
| 3.    | P.T.C               |             |               |             |               |             |               |             |               |             |               |
| 4.    | S.T.C               |             |               | 1           |               | 1           |               |             |               |             |               |
| 5.    | PHYSICALLY HANDICAP |             |               |             |               |             |               |             |               |             |               |
| 6.    | MINORITY STUDENDS   | 2           | 7460          | 2           | 6000          | 5           | 27000         | 5           | 22825         | 1           | 3500          |

**B.A.II**

| Sr.No |                     | 2009-10     |            | 2010-11     |               | 2011-12     |               | 2012-13     |               | 2013-14     |               |
|-------|---------------------|-------------|------------|-------------|---------------|-------------|---------------|-------------|---------------|-------------|---------------|
|       |                     | Students No | AMOUNT Rs. | Students No | AMOUNT NT Rs. | Students No | AMOUNT NT Rs. | Students No | AMOUNT NT Rs. | Students No | AMOUNT NT Rs. |
| 1.    | GOI                 | 22          | 66765      | 40          | 141170        | 41          | 176620        | 56          | 235480        | 54          | 136440        |
| 2.    | EBC                 | 18          | 810        | 59          | 2655          | 51          | 2295          | 41          | 1845          | 43          | 1935          |
| 3.    | P.T.C               |             |            |             |               | 1           |               |             |               |             |               |
| 4.    | S.T.C               |             |            |             |               |             |               | 1           |               |             |               |
| 5.    | PHYSICALLY HANDICAP |             |            |             |               |             |               |             |               |             |               |
| 6.    | MINORITY STUDENDS   | --          | --         | --          | --            | 2           | 10800         | 2           | 11130         | 1           | 4100          |

**B.A.III**

| Sr.No |                        | 2009-10                |                | 2010-11                |                | 2011-12                |                | 2012-13            |                | 2013-14            |                |
|-------|------------------------|------------------------|----------------|------------------------|----------------|------------------------|----------------|--------------------|----------------|--------------------|----------------|
|       |                        | Stu<br>den<br>ts<br>No | AMOU<br>NT Rs. | Stu<br>den<br>ts<br>No | AMOU<br>NT Rs. | Stu<br>den<br>ts<br>No | AMOU<br>NT Rs. | Stud<br>ents<br>No | AMOU<br>NT Rs. | Stud<br>ents<br>No | AMOU<br>NT Rs. |
| 1.    | GOI                    | 10                     | 33910          | 17                     | 54945          | 35                     | 158500         | 30                 | 128400         | 47                 | 202670         |
| 2.    | EBC                    | 27                     | 1215           | 11                     | 495            | 59                     | 2655           | 44                 | 1980           | 47                 | 2115           |
| 3.    | P.T.C                  |                        |                |                        |                |                        |                |                    |                | 1                  |                |
| 4.    | S.T.C                  |                        |                |                        |                |                        |                |                    |                |                    |                |
| 5.    | PHYSICALLY<br>HANDICAP |                        |                |                        |                |                        |                |                    |                |                    |                |
| 6.    | MINORITY<br>STUDENDS   | --                     | --             | --                     | --             | 3                      | 16200          | 3                  | 16695          | --                 | --             |

**B.COM.I**

| Sr.No |                        | 2009-10                |                   | 2010-11                |                   | 2011-12            |                       | 2012-13                |                   | 2013-14                |               |
|-------|------------------------|------------------------|-------------------|------------------------|-------------------|--------------------|-----------------------|------------------------|-------------------|------------------------|---------------|
|       |                        | Stu<br>den<br>ts<br>No | AMOU<br>NT<br>Rs. | Stu<br>den<br>ts<br>No | AMOU<br>NT<br>Rs. | Stud<br>ents<br>No | AM<br>OU<br>NT<br>Rs. | Stu<br>den<br>ts<br>No | AMOU<br>NT<br>Rs. | Stu<br>den<br>ts<br>No | AMOUNT<br>Rs. |
| 1.    | GOI                    | 10                     | 29930             | 12                     | 40010             | 2                  | 8640                  | 3                      | 10080             | 12                     | 39720         |
| 2.    | EBC                    | 22                     | 990               | 20                     | 900               | 21                 | 945                   | 30                     | 1350              | 45                     | 2025          |
| 3.    | P.T.C                  |                        |                   |                        |                   |                    |                       |                        |                   |                        |               |
| 4.    | S.T.C                  |                        |                   |                        |                   |                    |                       |                        |                   |                        |               |
| 5.    | PHYSICALLY<br>HANDICAP |                        |                   |                        |                   |                    |                       |                        |                   |                        |               |
| 6.    | MINORITY<br>STUDENDS   | --                     | --                | --                     | --                | 2                  | 1030<br>0             | 2                      | 10600             | --                     | --            |

**B.COM.II**

| Sr.No |                        | 2009-10                |                   | 2010-11            |                | 2011-12            |                   | 2012-13                |                   | 2013-14                |                |
|-------|------------------------|------------------------|-------------------|--------------------|----------------|--------------------|-------------------|------------------------|-------------------|------------------------|----------------|
|       |                        | Stu<br>den<br>ts<br>No | AMOU<br>NT<br>Rs. | Stude<br>nts<br>No | AMOU<br>NT Rs. | Stud<br>ents<br>No | AMOU<br>NT<br>Rs. | Stu<br>den<br>ts<br>No | AMOU<br>NT<br>Rs. | Stu<br>den<br>ts<br>No | AMOU<br>NT Rs. |
| 1.    | GOI                    | 5                      | 15785             | 6                  | 20540          | 10                 | 45940             | 6                      | 24960             | 7                      | 25970          |
| 2.    | EBC                    | 12                     | 540               | 28                 | 1260           | 27                 | 1215              | 21                     | 94                | 29                     | 1305           |
| 3.    | PHYSICALLY<br>HANDICAP |                        |                   |                    |                |                    |                   |                        |                   |                        |                |
| 4.    | MINORITY<br>STUDENDS   | --                     | --                | --                 | --             | 1                  | 3090              | 1                      | 11130             | --                     | --             |

**B.COM.III**

| Sr.No |                        | 2009-10                |                | 2010-11                |                | 2011-12            |                | 2012-13            |                | 2013-14            |                |
|-------|------------------------|------------------------|----------------|------------------------|----------------|--------------------|----------------|--------------------|----------------|--------------------|----------------|
|       |                        | Stu<br>den<br>ts<br>No | AMOU<br>NT Rs. | Stu<br>den<br>ts<br>No | AMOU<br>NT Rs. | Stude<br>nts<br>No | AMOU<br>NT Rs. | Stud<br>ents<br>No | AMOU<br>NT Rs. | Stud<br>ents<br>No | AMOU<br>NT Rs. |
| 1.    | GOI                    | 3                      | 10875          | 3                      | 9615           | 8                  | 30660          | 12                 | 51720          | 5                  | 23450          |
| 2.    | EBC                    | 16                     | 720            | 9                      | 405            | 33                 | 1485           | 25                 | 1125           | 22                 | 990            |
| 3.    | P.T.C                  |                        |                |                        |                |                    |                |                    |                |                    |                |
| 4.    | S.T.C                  |                        |                |                        |                |                    |                |                    |                |                    |                |
| 5.    | PHYSICALLY<br>HANDICAP |                        |                |                        |                |                    |                |                    |                |                    |                |
| 6.    | MINORITY<br>STUDENDS   | --                     | --             | --                     | --             | 1                  | 3090           | 1                  | 11130          | 2                  | 9520           |

**B.Sc. I**

| Sr.No |                        | 2009-10                |                | 2010-11            |                | 2011-12            |                | 2012-13            |                | 2013-14                |                |
|-------|------------------------|------------------------|----------------|--------------------|----------------|--------------------|----------------|--------------------|----------------|------------------------|----------------|
|       |                        | Stu<br>den<br>ts<br>No | AMOU<br>NT Rs. | Stud<br>ents<br>No | AMOU<br>NT Rs. | Stud<br>ents<br>No | AMOU<br>NT Rs. | Stud<br>ents<br>No | AMOU<br>NT Rs. | Stu<br>den<br>ts<br>No | AMOU<br>NT Rs. |
| 1.    | GOI                    | 13                     | 48250          | 33                 | 118445         | 17                 | 70060          | 25                 | 116230         | 51                     | 213570         |
| 2.    | EBC                    | 53                     | 9010           | 54                 | 9350           | 50                 | 8500           | 41                 | 6970           | 44                     | 7480           |
| 3.    | P.T.C                  |                        |                | 1                  |                |                    |                |                    |                |                        |                |
| 4.    | S.T.C                  |                        |                |                    |                |                    |                |                    |                |                        |                |
| 5.    | PHYSICALLY<br>HANDICAP |                        |                |                    |                |                    |                |                    |                |                        |                |
| 6.    | MINORITY<br>STUDENDS   | --                     | --             | 2                  | 6000           | 3                  | 16800          | 5                  | 27725          | 10                     | 58680          |

**B.Sc. II**

| Sr.No |                        | 2009-10            |                | 2010-11            |                | 2011-12            |                | 2012-13            |                | 2013-14            |                |
|-------|------------------------|--------------------|----------------|--------------------|----------------|--------------------|----------------|--------------------|----------------|--------------------|----------------|
|       |                        | Stud<br>ents<br>No | AMOU<br>NT Rs. | Stud<br>ents<br>No | AMOU<br>NT Rs. | Stud<br>ents<br>No | AMOU<br>NT Rs. | Stud<br>ents<br>No | AMOU<br>NT Rs. | Stud<br>ents<br>No | AMOU<br>NT Rs. |
| 1.    | GOI                    | 13                 | 40340          | 17                 | 67915          | 36                 | 163542         | 19                 | 91440          | 29                 | 139520         |
| 2.    | EBC                    | 23                 | 3910           | 47                 | 8160           | 97                 | 16490          | 47                 | 7990           | 55                 | 9350           |
| 3.    | S.T.C                  | 1                  |                | 1                  |                |                    |                |                    |                |                    |                |
| 4.    | PHYSICALLY<br>HANDICAP |                    |                |                    |                |                    |                |                    |                |                    |                |
| 5.    | MINORITY<br>STUDENDS   | --                 | --             | 2                  | 6000           | 2                  | 11200          | 2                  | 17420          | 4                  | 20840          |

**B.Sc. III**

| Sr.No |                     | 2009-10     |            | 2010-11     |            | 2011-12     |            | 2012-13     |            | 2013-14     |            |
|-------|---------------------|-------------|------------|-------------|------------|-------------|------------|-------------|------------|-------------|------------|
|       |                     | Students No | AMOUNT Rs. | Students No | AMOUNT Rs. | Students No | AMOUNT Rs. | Students No | AMOUNT Rs. | Students No | AMOUNT Rs. |
| 1.    | GOI                 | 16          | 55740      | 5           | 17170      | 18          | 99040      | 29          | 136820     | 23          | 105096     |
| 2.    | EBC                 | 33          | 5610       | 4           | 680        | 65          | 11050      | 82          | 13940      | 48          | 8160       |
| 3.    | P.T.C               |             |            |             |            |             |            |             |            |             |            |
| 4.    | S.T.C               |             |            |             |            |             |            |             |            |             |            |
| 5.    | PHYSICALLY HANDICAP |             |            |             |            |             |            |             |            |             |            |
| 6.    | MINORITY STUDENDS   | --          | --         | --          | --         | 2           | 11200      | 2           | 13130      | 7           | 41460      |

**MA.I (Marathi)**

| Sr.No |                     | 2009-10     |            | 2010-11     |            | 2011-12     |            | 2012-13     |            | 2013-14     |            |
|-------|---------------------|-------------|------------|-------------|------------|-------------|------------|-------------|------------|-------------|------------|
|       |                     | Students No | AMOUNT Rs. | Students No | AMOUNT Rs. | Students No | AMOUNT Rs. | Students No | AMOUNT Rs. | Students No | AMOUNT Rs. |
| 1.    | GOI                 | 7           | 27755      | 6           | 25590      | 8           | 65730      | 10          | 78180      | 9           | 76440      |
| 2.    | EBC                 |             |            |             |            |             |            |             |            |             |            |
| 3.    | PHYSICALLY HANDICAP |             |            |             |            |             |            |             |            |             |            |
| 4.    | MINORITY STUDENDS   | --          | --         | --          | --         | 2           | 10200      | 2           | 11200      | 1           | 4206       |

**MA.II (Marathi)**

| Sr.No |                     | 2009-10     |            | 2010-11     |            | 2011-12     |            | 2012-13     |            | 2013-14     |            |
|-------|---------------------|-------------|------------|-------------|------------|-------------|------------|-------------|------------|-------------|------------|
|       |                     | Students No | AMOUNT Rs. | Students No | AMOUNT Rs. | Students No | AMOUNT Rs. | Students No | AMOUNT Rs. | Students No | AMOUNT Rs. |
| 1.    | GOI                 | 1           | 5555       | 4           | 17210      | 5           | 34550      | 13          | 107570     | 8           | 66240      |
| 2.    | EBC                 |             |            |             |            |             |            |             |            |             |            |
| 3.    | PHYSICALLY HANDICAP |             |            |             |            |             |            |             |            |             |            |
| 4.    | MINORITY STUDENDS   | --          | --         | --          | --         | 1           | 10200      | 1           | 5600       | --          | --         |

### 5.1.3 What percentage of students receive financial assistance from state government, Central government and other national agencies?

Major Students receive financial assistance from various agencies the details & percentages are as follows.

| Year    | Total No. of Students (UG+PG) | No. of Students received financial assistance (UG+PG) | Percentage of students received financial assistance |
|---------|-------------------------------|---|--|
| 2009-10 | 624                           | 150   | 24.03%   |
| 2010-11 | 666                           | 199   | 29.87%   |
| 2011-12 | 902                           | 240   | 26.60%   |
| 2012-13 | 796                           | 255   | 32.03%   |
| 2013-14 | 991                           | 313   | 31.58%   |
| 2014-15 | 1260                          | 307   | 24.36%   |

### 5.1.4 What are the specific support services/facilities available for;

1. Students from SC/ST, OBC and economically weaker sections  
GOI scholarship, Book bank facility.
2. Students with physical disabilities  
Fees concession, special space and necessary facilities.
3. Overseas students  
At present no overseas students are in college
4. Students to participate in various competitions/National and International  
Infrastructure and coaching for SC, ST under UGC scheme is available  
Prizes, Trophies, Certificates, sports kit and other incentives are given.
5. Medical assistance to students: health center, health insurance etc.  
First Aid center is available in campus.
6. Organizing coaching classes for competitive exams  
Career Guidance and Competitive Exam cell organizes competitive exam four times in the year
7. Skill development (spoken English, computer literacy, etc.)  
Computer literacy programs for 100 hours are arranged for students who do not have computer subject.
8. Support for “slow learners” -- NIL
9. Exposures of students to other institution of higher learning / Corporate/business house etc.  
Experts from higher institute are called for guest lectures.

## 10. Publication of student magazines

College magazine entitled “Vicharvedh” is published every year.

Wall papers are published four times in the year

### **5.1.5 Describe the efforts made by the institution to facilitate entrepreneurial skills, among the students and the impact of the efforts.**

**Efforts regarding development of entrepreneurial skills are as follows:-**

1. Extension lectures of entrepreneurs and experts are arranged
2. Visit to Bank/multistate units are arranged
3. Lectures on entrepreneurship development are arranged
4. As a result of these efforts number of students are motivated for self-Employment

### **5.1.6 Enumerate the policies and strategies of the institution which promote participation of students in extracurricular and co-curricular activities such as sports, games, Quiz competitions, debate and discussions, cultural activities etc.**

**\* Additional academic support, flexibility in examinations**

**\* Special dietary requirements, sports uniform and materials**

**\* Any other**

For promoting participation of students in co-curricular and extra-curricular activities following policies are adopted.

Various committees are established to promote the students participation such as:-

1. Sports Committee ( Balopasak Mandal)
2. Cultural Committee ( Kalopasak Mandal)
3. Debate & Elocution committee (Dnynopasak Mandal )
4. Student Council, NSS.
5. Wall paper Committee etc.
6. Science Forum (Vigyan Munch)
7. Career Guidance and Placement Cell gives oral information to the students.
8. College Magazine Committee.
9. Student counselling and personality developing camp.

All these committees promotes participation of students in co-curricular and extra-curricular activities.

### **5.1.7 Enumerating on the support and guidance provided to the students in preparing for the competitive exams, give details on the number of students appeared and qualified in various competitive exams such as UGC-CSIR- NET, UGC-NET, SLET,**

**ATE / CAT / GRE / TOFEL / GMAT / Central /State services, Defense, Civil Services, etc.**

- The College provide guidance and support to students preparing for competitive exams
- Competitive exam. Guidance center is established and working in the college following type of activities are conducted by this center.
- General knowledge exams are conducted.
- Every year about 37% students are benefited.
- There is no formal setup for NET/SET guidance but whenever students demand, teachers guide the students for such type of Exams.

**5.1.8 What type of counseling services are made available to the students (academic, personal, career, psycho-social etc.)**

**Following type of services made available to students**

- Academic guidance to slow learners and advanced learners by teachers is given informally.
- Personal guidance through teacher ward scheme. (*Shikshak Palak Yojana*).
- Career Guidance for the students through career guidance cell.

**5.1.9 Does the institution have a structured mechanism for career guidance and placement of its students? If “yes”, detail on the services provided to help students identify job opportunities and prepare themselves for interview and the percentage of students selected during campus interviews by different employers (list the employers and the programmes).**

- Yes. College has a structured mechanism for career guidance.
- Career guidance cell is established and is working in college.
- One senior teacher as a coordinator and some teachers work as members of the cell.
- The Career guidance cell provides services of following nature:-
  1. Practice of competitive exams is taken.
  2. The advertisements of competitive exams and employment are displayed on notice board
  3. Literature for competitive exams is provided.
  4. Preparation for written exam is taken.



**5.1.10 Does the institution have a student grievance redressal cell? If yes, list (if any) the grievances reported and redressed during the last four years.**

- Yes. The institution has students Grievance Redressal Cell.
- The cell works under the chairmanship of principal. Both the Vice principals are members.
- The grievance regarding office, Library, Travel concession and drinking water were reported and are completely redressed.
- “Suggestion Box” is provided to the students. Students have made constructive suggestions regarding the infrastructure, facilities to be provided in the office and library etc.

**5.1.11. What are the institutional provisions for resolving issues pertaining to sexual harassment?**

- There is a women’s Grievance Redressal Committee working in college.
- Principal is chairman and two woman teachers are members of the committee. One lady Advocate is the member of the committee for the legal advice
- The Committee looks towards the issues pertaining to gender biased events.

**5.1.12. Is there an anti-ragging committee? How many instances (if any) have been reported during the last four years and what action has been taken on these?**

- Yes. There is an anti-ragging committee in the college. Till date no serious case of ragging has been reported.
- Principal and vice principal always discusses with students about anti ragging guidelines
- Anti-ragging posters and warnings are displayed on notice board
- Students counseling to the Male & Female students is made about the evils and punishments of ragging and advice the students, not to involve in such activities.

**5.1.13 Enumerate the welfare schemes made available to students by the institution. Following are the welfare schemes available for students**

1. Concession to pay fees in installments
2. Medical health checkup & Blood Grouping
3. Concession in Bus fare given by MSRTC is recommended to them.
4. Financial help through various free ships & scholarships
5. Reading room facility

6. Important information sent through SMS alerts
7. Career guidance.
8. Equal opportunity center for socially backward students.
9. Personal guidance and personal counseling
10. Financial help to needy students ( In Cash)
11. Student welfare fund.

**5.1.14 Does the institution have a registered Alumni Association? If “yes”, what are its activities and major contributions for institutional, academic and infrastructure development?**

Yes. College has an Alumni Association but it is not registered. Its activities and major contributions are as follows:-

1. It conducts regular meetings and give suggestions for overall development of college.
2. It provides guidance and counseling to students.
3. Some alumni provide help in cultural activities by way of giving coaching to students.
4. The existing management of the institute consist students Alumni's as a secretary and other office bearers. They are putting the efforts to develop the institutional activities.

**5.2 Student Progression**

**5.2.1 Providing the percentage of students progressing to higher education or employment (For the last four batches) highlight the trends observed.**

| <b>Student progression</b>    | <b>%</b>   |
|-------------------------------|------------|
| UG to PG                      | <b>15%</b> |
| PG to M.Phil.                 | <b>8%</b>  |
| PG to Ph.D.                   | <b>5%</b>  |
| Employed                      | <b>20%</b> |
| Campus selection              | <b>0%</b>  |
| Other than campus recruitment | <b>25%</b> |

**5.2.2 Provide details of the programme wise pass percentage and completion rate for the last four years (cohort wise/batch wise as stipulated by the university)? Furnish programme wise details in comparison with that of the previous performance of the**

same institution and that of the Colleges of the affiliating university within the city/district.

Analysis of the student's results and achievements is given below.

**UG Courses:-**

**B.A. :- (T.Y.)**

| YEAR               | STUDENTS<br>APPEARD NO | STUDENTS<br>PASSED NO | PASSED IN<br>DISTINCTION | PASSING<br>% |
|--------------------|------------------------|-----------------------|--------------------------|--------------|
| 2009-10<br>Mar./10 | 45                     | 25                    | 8                        | 55.55%       |
| 2010-11<br>Mar./11 | 32                     | 28                    | 21                       | 87.5%        |
| 2011-12<br>Mar./12 | 94                     | 60                    | 48                       | 63.82%       |
| 2012-13<br>Mar./13 | 80                     | 74                    | 51                       | 92.50%       |
| 2013-14<br>Mar./14 | 103                    | 93                    | 71                       | 90.29%       |
| 2014-15<br>Mar./15 | 111                    | 99                    | 09                       | 89.19%       |

**B.Com. :- (T.Y.)**

| YEAR               | STUDENTS<br>APPEARD NO | STUDENTS<br>PASSED NO | PASSED IN<br>DISTINCTION | PASSING<br>% |
|--------------------|------------------------|-----------------------|--------------------------|--------------|
| 2009-10<br>Mar./10 | 28                     | 17                    | 11                       | 60.71%       |
| 2010-11<br>Mar./11 | 13                     | 9                     | 9                        | 69.23%       |
| 2011-12<br>Mar./12 | 39                     | 20                    | 14                       | 51.28%       |
| 2012-13<br>Mar./13 | 40                     | 35                    | 20                       | 87.50%       |
| 2013-14<br>Mar./14 | 27                     | 21                    | 15                       | 77.78%       |
| 2014-15<br>Mar./15 | 41                     | 36                    | 11                       | 87.80%       |

**B. Sc. T.Y.**

| YEAR               | STUDENTS<br>APPEARD NO | STUDENTS<br>PASSED NO | PASSED IN<br>DISTINCTION | PASSING<br>% |
|--------------------|------------------------|-----------------------|--------------------------|--------------|
| 2009-10<br>Mar./10 | 70                     | 1                     | 0                        | 1.42%        |
| 2010-11<br>Mar./11 | 33                     | 19                    | 5                        | 57.57%       |

|                    |     |     |    |        |
|--------------------|-----|-----|----|--------|
| 2011-12<br>Mar./12 | 96  | 50  | 21 | 52.08% |
| 2012-13<br>Mar./13 | 115 | 104 | 74 | 90.43% |
| 2013-14<br>Mar./14 | 83  | 70  | 45 | 84.34% |
| 2014-15<br>Mar./15 | 101 | 82  | 29 | 81.19% |

**PG Courses:- M.A. (Marathi):-**

| YEAR               | STUDENTS<br>APPEARED NO | STUDENTS<br>PASSED NO | PASSED IN<br>DISTINCTION | PASSING<br>% |
|--------------------|-------------------------|-----------------------|--------------------------|--------------|
| 2009-10<br>Mar./10 | 6                       | 5                     | 1                        | 83.33%       |
| 2010-11<br>Mar./11 | 16                      | 15                    | 14                       | 93.75%       |
| 2011-12<br>Mar./12 | 18                      | 16                    | 15                       | 88.88%       |
| 2012-13<br>Mar./13 | 28                      | 14                    | 14                       | 50.00%       |
| 2013-14<br>Mar./14 | 31                      | 26                    | 26                       | 83.87%       |
| 2014-15<br>Mar./15 | 30                      | 27                    | 02                       | 90.00%       |

**5.2.3 How does the institution facilitate student progression to higher level of education and/or towards employment?**

**The college facilitates the student's progression by following ways –**

1. Career guidance cell guide students for higher education and employment
2. Competitive examination coaching is given to students
3. Personal guidance and counseling is provided to higher studies
4. Advertisements of competitive exams and employment are displayed on notice board
5. Competitive examination literature is made available. Near about 80 books are present.

**5.2.4 Enumerate the special support provided to students who are at risk of failure and drop out?**

**Following are the details of special support provided to students who are at risk of failure and dropout.**

1. Personal counseling made for improvement in studies

2. Parents of such students are made aware as to get parents cooperation
3. Study material is provided

### **5.3 Student Participation and Activities**

#### **5.3.1 List the range of sports, games, cultural and other extracurricular activities available to students. Provide details of participation and program calendar.**

**Following range of activities are available to students**

##### **i. Sports & Games ac**

###### **a. Indoor games:-**

Table Tennis

Chess

Carom

Yoga

###### **b. Outdoor games:-**

Kabaddi

Kho-Kho

Volley-ball

Jumping Pit

Cricke

###### **c. Athletics:-**

Long Jump

High Jump

Running / Relay Race

###### **d. Gymnasium:-**

16 station Gym for Boys

16 station Gym for Girls

**For all these games necessary infrastructure and sports materials are available**

##### **ii. Cultural activities:-**

Drama, Acting and Music

Mono acting

Singing – solo

Singing –Group

Singing-Shastriya

Wadan –Tabla, Harmonium etc.

Art of sculpture

Rangoli

Dance- Group & Solo

Youth festival activities.

Street play

**iii. Debate and Elocution Activities**

**iv. Essay writing, Kavya vachan**

**v. Youth festival Activities**

**vi. Students Annual Gathering**

**vii. Publication of students Literature**

- Students Magazine “VICHAR VEDH” is published every year.

- Wall Paper Publication four times in year on 15 August, 17 Sept. 20 Dec. & 26 Jan.

**viii. Extension Activities:-**

NSS Activities

Student Council Activities

Sports Activities

Fitness & Health Activities

Cultural Activities

Debate, elocution and allied Activities

Yoga Activities.

Adult and continue education.

**Details of Participation and Programme calendar:-**

1. Programme Calendar is prepared by the concern committee at the beginning of the year.
2. University Provide calendar of sports and cultural activities of inter college level competitions
3. Calendar of youth festival is provided by university
4. Students are informed through notices, SMS etc and their participation is secured
5. Students participate in extracurricular activities.
6. Entries are forwarded by college for almost all inter college competitions.

**5.3.2 Furnish the details of major student achievements in co-curricular, extracurricular and cultural activities at different levels: University / State / Zonal /**

**National /International, etc. for the previous four years.**

**Following are the details of student's achievements in co-curricular, extra-curricular, cultural and other activities:-**

**Year 2009-10**

| <b>Sr. No.</b> | <b>Activities and level</b>                                     | <b>No. of Students Participated</b> | <b>Outcome /Achievements (Participation/ Prizes etc)</b>  |
|----------------|---|-------------------------------------|---|
| 1.             | Sports activities at inter college level competitions           | 3                                   | 1) Second Prize in 100m free style & 100m back stroke in swimming.<br>2) Two stu. Participated. |
| 2.             | Debate elocution and cultural activities at inter college level |                                     |   |
| 3.             | Youth festival University level                                 | 32                                  | 1) Participated.  |
| 4.             | . NSS   | 2                                   | 2 Participated.(umarga)   |

**2010-11**

| <b>Sr. No.</b> | <b>Activities and level</b>                                     | <b>No. of Students Participated</b> | <b>Outcome /Achievements (Participation/ Prizes etc)</b>   |
|----------------|---|-------------------------------------|--|
| 1.             | Sports activities at inter college level competitions           | 5                                   | 1) First prize in 200m free style & second in 100m back stroke swimming at University level Participated in inter university swimming at Kolkata.<br>2) Second prize in inter college wrestling.<br>3) Two stud. Participated. |
| 2.             | Debate elocution and cultural activities at inter college level |                                     |  |
| 3.             | Youth festival University level                                 | 28                                  | 1) Participated.   |
| 4.             | . NSS   | 5                                   | 1) Four stud. Participated in District level camp.(Ambajogai)<br>2) One stud. Participated in <i>Utkarsh Mohotsav</i> camp at Solapur University & honored with best student participant.                                      |

| <b>Sr. No.</b> | <b>Activities and level</b>                                     | <b>No. of Students Participated</b> | <b>Outcome /achievements (Participation/ Prizes etc)</b>  |
|----------------|---|-------------------------------------|---|
| <b>1.</b>      | Sports activities at inter college level competitions           | <b>10</b>                           | 1) Four stud. Participated in inter college athletics.<br>2) Two stud. Participated in inter college wrestling.<br>3) Four stud, participated in inter college swimming out of which one got second prize in 50m free style.  |
| <b>2.</b>      | Debate elocution and cultural activities at inter college level | <b>4</b>                            | 1) Taluka level debate competition, Ku. Yadav Bhagyashri – I & Chi. Gatkal Ganesh – II.<br>2) District level debate competition, Beed, Gatkal Ganesh – I.<br>3) University level Nana Palkar debate competition, Joshi Makrand – I & received rotational memento for the team.  |
| <b>3.</b>      | Youth festival University level                                 | <b>18</b>                           | 1) Participated.  |
| <b>4.</b>      | . NSS   | <b>17</b>                           | 1) One stud. Participated in Adventure Camp, Simla.<br>2) Three stud. Participated in <i>Avhan</i> , State level camp at Indapoor.<br>3) Four stud. Participated in <i>Utkarsh State level Cultural Mohotsav</i> .<br>4) One stud. Participated in <i>State level selection camp beed</i><br>5) One stud. Participated in <i>national level selection pared camp bamu</i><br>6) One stud. Participated in District level camp.(sirsalai)<br>7) Three stud Participated in <i>State</i> foundation day Abad<br>8) Yuva chatna shibher one stud participated<br>9) Two stud at state level workshop<br>Save girl child beed |



2012-13

| <b>Sr. No.</b> | <b>Activities and level</b>                                     | <b>No. of Students Participated</b> | <b>Outcome /achievements (Participation/ Prizes etc)</b>   |
|----------------|---|-------------------------------------|--|
| 1.             | Sports activities at inter college level competitions           | 5                                   | 1) Four stud. Participated in inter college swimming.<br>2) One stud. Participated in inter college wrestling. |
| 2.             | Debate elocution and cultural activities at inter college level |                                     |  |
| 3.             | Youth festival University level                                 | 30                                  | 1) Participated.   |
| 4.             | . NSS   | 5                                   |  |

2013-14

| <b>Sr. No.</b> | <b>Activities and level</b>                                     | <b>No. of Students Participated</b> | <b>Outcome /achievements (Participation/ Prizes etc)</b>  |
|----------------|---|-------------------------------------|---|
| 1.             | Sports activities at inter college level competitions           | 5                                   | 1) Four stud. Participated in inter college swimming.<br>2) One stud. Participated in inter college Volley ball |
| 2.             | Debate elocution and cultural activities at inter college level |                                     |   |
| 3.             | Youth festival University level                                 | Nil                                 |   |
| 4.             | . NSS   | 5                                   | 1) Five stud. Participated in District level camp at Majalgao   |

2014-15

| <b>Sr. No.</b> | <b>Activities and level</b>                           | <b>No. of Students Participated</b> | <b>Outcome /achievements (Participation/ Prizes etc)</b>   |
|----------------|---|-------------------------------------|--|
| 1.             | Sports activities at inter college level competitions | 24                                  | 1) Three stud. Participated in inter college swimming.<br>2) Four stud. Participated in inter college Chess<br>3) Ten stud. Participated in inter college Kabaddi. |

|    |   |    |   |
|----|---|----|---|
|    |   |    | 4) Seven stud. Participated in inter college athletics.   |
| 2. | Debate elocution and cultural activities at inter college level | 2  | 1) Swachata Mitra debate competition K. Camp, First prize by Bhagwat in senior Group & second prize by Ku. Kulkarni Kalyani in Junior Group.                      |
| 3. | Youth festival University level                                 | 30 | 1) Received third prize in Upshastriya Sangeet.   |
| 4. | . NSS   | 3  | 1) One stud. Participated in <i>Avhan</i> , State level camp at SNDT Univ. Mumbai.<br>2) Two stud. Participated in District level <i>Udbodhan</i> Camp at Patoda. |

### 5.3.3 How does the college seek and use data and feedback from its graduates and employers, to improve the performance and quality of the institutional provisions?

Feedback committee is established for the purpose

It collect data from students through feedback forms

Feedback committee analyses feedback forms, prepares report and submits it to principal

Principal take necessary action.

### 5.3.4 How does the college involve and encourage students to publish materials like catalogues, wall magazines, college magazine, and other material? List the publications / materials brought out by the students during the previous four academic sessions.

- There are two publications for students. That are College Magazine 'VICHARVEDH' and Wall Papers.
- College publishes college magazine and four wall papers regularly
- College Magazine committee and wall paper committee plan and monitor the activities.
- College Magazine is published at every year. Literature is invited and collected from
- students. Committee selects the quality material .College magazine is published in a publication ceremony arranged at Institution.
- Wall paper is published four times in a year on various occasions celebrations by all departments

- Material for wall papers is collected and made by students on various issues. It is sorted, wall papers are published in a publication ceremony.

### **5.3.5 Does the college have a Student Council or any similar body? Give details on its selection, constitution, activities and funding.**

Yes. The college establishes student's council every year as per the provisions of Maharashtra Universities Act. 1994

The students council comprises of principal as a chairman, one teacher each from sports, cultural, & NSS committees, and student's representatives from NSS, cultural & sports .who are selected on merit shown by them in preceding academic year. Two girl students are nominated by principal on merit basis. One students from amongst student's representatives is elected as secretary and his name is communicated to University.

**The major activation of the student council are ...**

- Planning and execution extra-curricular activities
- Planning and execution of youth festival activities
- To understand the problems faced by students and to try to solve them through principal
- To encourage students to participate in college activities.
- To conduct extension activities, Environmental activities etc.
- To plan and execute student's annual gathering celebration

### **5.3.6 Give details of various academic and administrative bodies that have student representatives on them.**

**Following are the bodies that have student representatives:-**

1. Students Council.
2. Cultural Committee
3. Sports Committee
4. Debate and Elocution Committee (Dnyanopasak Mandal)
5. NSS Committee

### **5.3.7 How does the institution network and collaborate with the Alumni and former faculty of the Institution.**

**The institution network and collaborate with Alumni and former faculty by following ways...**

- Alumni Association is formed in the college.
- Regular meetings of Alumni are conducted.

- College invites alumni for various functions, meetings and activities.
- College seek help of alumni whenever required.
- College invite former faculty members on various occasions.

**Any other relevant information regarding Student Support and Progression which the college would like to include.**

- College tries to support students in every possible way
- Personal guidance and counseling is made to students.
- Students are exposed to Indian culture and heritage
- Students are made aware about both career and character
- Students are made aware about to pay respect and honor to national symbols i.e. National flag. National Anthem and national language.

## **CRITERION VI: GOVERNANCE, LEADERSHIP AND MANAGEMENT**

### **6.1 Institutional Vision and Leadership**

#### **6.1.1 State the vision and mission of the Institution and enumerate on how the mission statement defines the institutions distinctive characteristics in terms of addressing the needs of the society, the students it seeks to serve, institutions traditions and value orientations, vision for the future, etc.?**

The college works with the vision and mission of our parent body i.e. Bhartiya Shikshan Prasarak Sanstha. Its vision is “To build a tradition of ideal citizens loyal to democracy, virtuous, scholarly, morally sound, and nationalist through Indian Education”

The mission and goals of Sanstha are stated as below:-

#### **The Mission**

1. Nation building through man making and character building.
2. To adopt requisite pedagogies for quality awareness of knowledge and skills among the students for fulfillment of national and International requirements.
3. To promote the competences of the students by imparting value added education to face challenges of rapid changing world.
4. To promote teachers and students to undertake academic activities and training programmes related with higher education.

#### **Goals:-**

- 1) To impart knowledge and skills to the students.
- 2) To inculcate moral values among the students.
- 3) To create awareness of the value of education in the society.
- 4) To help social transformation through education.
- 5) To contribute to national development.

The prime need of the society is an ideal citizens who are loyal to democracy. This need is underlined by our mission statement. The citizen's should be scholarly, morally sound and nationalist. This is mentioned in our vision admission. The words like “Morally sound” “Nationalist” “Indian education” express our distinctive characteristics. Our emphasis is on value education. Under the vision and mission of sanstha following are the objectives of the college.

### **Objectives of the Shri Siddheshwar Mahavidyalaya:**

- 1) To provide facilities of higher education in rural area.
- 2) To provide Graduate and post graduate education under various faculties in and around Majalgaon area.
- 3) To provide Adult and continuing education services.
- 4) To implement schemes and projects for all around development of students.
- 5) To create awareness among youth about development and self-reliance
- 6) To contribute in social awakening and social change through education

### **6.1.2 What is the role of top management, Principal and Faculty in design and implementation of its quality policy and plans?**

- Top Management, principal and faculty always play vital role in designing and Implementation of quality policy and plans of the college.
- Top Management, Principal and IQAC guide the faculty for quality enhancement by setting quality benchmarks. They suggest quality enhancement activities, and provide necessary support for implementation. “VidyaSabha” is a mechanism working at Sanstha level and college level to take care of quality. In addition, administrative committee at sanstha level, and College committee at college level always think about the quality in all activities.
- Faculty always give positive response to quality enhancement activities. Faculty design and implement the quality policy and plans under the guidance of VidyaSabha , and Principal.
- IQAC also works as it is expected by the NAAC. At the beginning of the every academic year IQAC prepare a Academic plan as well as take a review of infrastructure facilities available with the college and gives suggestions regarding the requirements of additional facilities for the quality enhancement. At the end of the every academic year it takes a review of policies implemented and prepare action plan for the next year.

### **6.1.3 What is the involvement of the leadership in ensuring?**

- The policy statements and action plans for fulfillment of the stated mission
- formulation of action plans for all operations and incorporation of the same into the institutional strategic plan
- Interaction with stakeholders

- Proper support for policy and planning through need analysis, research inputs and consultations with the stakeholders
- Reinforcing the culture of excellence
- Champion organizational change

**The following are the details -**

- The mission statement is prepared by founders of sanstha at the time of its establishment. Hence the office bearers were involved in it. They give full support for the fulfillments of the stated mission.
- The objectives of the college are set by principal and some senior teachers and finalized by the sanstha.
- Action plans of the college are prepared by the Principal, IQAC Vice principal and under the guidance of Sanstha leaders.
- There is a special mechanism at Management level entitled “VidyaSabha” which deals with all academic matters.
- Sanstha arranges Tri-annual Shikshak Shibir of Three days duration in which several academic matters are discussed in details including vision, mission, policy, plans etc.
- Interaction with parents, students, academic experts is made at meetings of parents and students.
- At the time of beginning and end of the academic year management calls the meeting of principal and staff members and takes the review of administrative, academic infrastructural performance and development. Thus contributes to provide the culture of excellence.

**6.1.4 What are the procedures adopted by the institution to monitor and evaluate policies and plans of the institution for effective implementation and improvement from time to time?**

- Principal, Vice Principal and senior teachers always take review of plans and policies.
- IQAC of the college is involved in policy making and monitoring.
- Feedback of teachers about the policies and plans is internally obtained by the principal in occasional discussion.
- On first working day and last working day meetings for such feedback is formally obtained.

- Considering the feedbacks and experiences, the Principal and Vice Principal take decisions about corrections in the plans and policies.

#### **6.1.5 Give details of the academic leadership provided to the faculty by the top management?**

As stated in 6.1.3 VidyaSabha ( Academic Council ) of the sanstha works as academic leader of the college, at sanstha level „Central Executive Council” and at college level “ Local Management Committee “ works for academic leadership. The meetings of Vidyasabha are frequently arranged on various academic issue.

#### **6.1.6 How does the college groom leadership at various levels?**

For planning and monitoring of curricular , co curricular and extension activities as per the objectives of the college, various committees are formed in the beginning of the academic year” All teachers are involved in committees as chairman or member. These committees plan and work under the guidance of principal throughout the year. This process facilitates the grooming of Leadership of teachers at various levels.

#### **6.1.7 How does the college delegate authority and provide operational autonomy to the departments / units of the institution and work towards decentralized governance system?**

- H.O.D. is designated and given authority for academic activities and administration of his department
- Every department is asked to prepare its work plan at its own.
- Necessary budget is provided to every department for Books, Academic activities etc.
- H.O.D. and teachers in the department are given autonomy to work.

#### **6.1.8 Does the college promote a culture of participative management? If “yes”, indicate the levels of participative management.**

- The College trusts upon the principle of participative Management.
- Every decision is taken by the Principal after consulting with vice principals and H.O.D.s.
- If necessary special meetings of teachers are held in which their opinions regarding various issues are understood and accordingly decision is taken.
- There is a continuous Report between teachers and the principal.
- Periodical meetings of teachers provide opportunity for participative management.



- Every teacher is free to give suggestions to the principal on any issue he feels important.
- There is a participation of teaching and non-teaching staff in the college management committee as per the Maharashtra University Act 1994.
- The Principal and senior teachers play a crucial role in the Academic Council of the institute named as “VidyaSabha” of the Institute.

## **6.2 Strategy Development and Deployment**

### **6.2.1 Does the Institution have a formally stated quality policy? How is it developed, driven, deployed and reviewed?**


- Yes. The college have stated quality policy. It is developed as per the guidelines of NAAC and IQAC.
- Vision, Mission and Objectives states the quality policy of college.
- It is made known to all stake holders in various meetings and reviewed time to time.
- Annual planning of curricular, co- curricular and extension activities is made in accordance with quality policy

### **6.2.2 Does the Institute have a perspective plan for development? If so, give the aspects considered for inclusion in the plan.**

Yes. The institute has a perspective plan for development. The following aspects are considered for inclusion in plan.

- \* Improvement in teaching learning through ICT
- \* Enrichment of library and Reading facilities
- \* Development of Infrastructure – Class Rooms, Laboratories, A/V Room, Parking facility, more sanitary facilities, Wi-Fi campus.
- \* Promotion and encouragement to Research Projects, Conference and seminars.
- \* Enhancement in the exam results
- \* Enhancement in student welfare activities and personality Development activities through NSS
- \* Seeking active participation of alumni
- \* Obtaining more funds from UGC

### **6.2.3 Describe the internal organizational structure and decision making processes. The institution works through the following organizational structure. Central Governing Council of parent body Local Management Committee Principal**



- Central Governing council is a parent authority under the guidance of which local management committee and Principal works.
- Principal is assisted by Vice Principals and IQAC.
- The entire activities of the college are performed through departments, committees, students associations and special cells.
- Special committees are formed occasionally to perform special and additional activities.
- At college level the principal is the supreme authority under whose guidance every constituent in the organization works.
- Decisions are taken in the given frame of authority, under sanstha level, LMC level and Principal level. Whosoever takes the decisions, all the decisions are taken by participative method. Principal takes all decisions as per the rules and after consulting with vice principals, HODs and teachers

#### **6.2.4 Give a broad description of the quality improvement strategies of the institution for each of the following**

- Teaching & Learning
- Research & Development
- Community engagement
- Human resource management
- Industry interaction
- Teaching learning:-

- Every teacher is required to prepare Annual Teaching Plan of every paper he has to teach.
- Annual teaching plans are submitted to principal at the beginning of the year.
- Monthly and Term wise teaching reports are collected from every teacher.
- Any discrepancies in teaching activity are corrected by putting extra efforts.
- Teachers are inspired to use modern teaching method and for use of ICT.
- Students feedback on teaching learning is collected
- Academic Diary is maintained by all teachers for effective teaching
- Through regularity in attendance
- Participation in academic activities
- Assessment of performance at regular at University and internal examination

➤ **Research & Development:-**

- Research Committee is functional which takes care of Research Activity
- Teachers are encouraged to undertake minor/ major research Projects.
- Library and other facilities are provided to Researchers

➤ **Community engagement:-**

- One village is adopted by NSS unit for community oriented activities.
- Various activities for community engagement are under taken in this village. These include health awareness, AIDS awareness, RTI Act., Environment protection, Blood Donation, Female feticide, gender imbalance, construction of check dams, plantation

➤ **Human Resource Management:-**

- Qualified and experienced teachers are recruited.
- All teachers are involved in curricular, co-curricular and extension activities.
- All teachers have to work on various committees, cells or Association of students.
- Training of teaching and non-teaching staff is completed as per Govt. rules

➤ **Industry Interaction:-**

- Experts from industry called for extension lectures
- Some departments maintain effective industry interaction through industrial visits.

**6.2.5 How does the Head of the institution ensure that adequate information (from feedback And personal contacts etc.) is available for the top management and the**

### **stake holders, to review the activities of the institution?**

The head of the institution ensures the adequacy of the information by following ways

- He collects the information through informal discussions with students and teachers.
- He discusses with parents and other stake holders to find out facts.
- He verifies the original source of information
- He refers internet, circulars of University, Govt., UGC, NAAC, and other similar bodies
- He uses various reports, periodicals and other sources to ensure the adequacy of Information

### **6.2.6 How does the management encourage and support involvement of the staff in improving the effectiveness and efficiency of the institutional processes?**

The management is always encouraging and supporting the involvement of the staff in improving the institutional processes. The management through the principal, involves the staff members, in various activities and decision making process related to the curricular, extracurricular and administrative development of the college. The staff members involves themselves through various committees such as admission committee, women cell counselling, discipline committee, anti-ragging committee, sports committee, etc. The representatives of each committee are free to give suggestions and opinions during the meetings with the management. These suggestions are taken in to considerations before making any decisions.

### **6.2.7 Enumerate the resolutions made by the Management Council in the last year and the status of implementation of such resolutions.**

#### **LMC DECISIONS.**

| <b>Sr. No.</b> | <b>Date</b> | <b>Resolutions</b>   | <b>Implementation</b>   |
|----------------|-------------|--|---|
| 1              | 07-08-2014  | To sanction Advance budget for newly appointed non-teaching staff                                    | The amount proposal is submitted for sanction towards Governing council   |
| 2              | 07-08-2014  | To increase the salary amount to non-granted courses teachers i.e Drama, MPA Vichar dhara            | The fund is sanctioned  |
| 3              | 07-08-2014  | To increase the salary amount of Phy. director and comp. sci teacher                                 | The fund is sanctioned  |
| 4              | 07-08-2014  | About Re-Accreditation process   | Completion of SSR in July or August and send LOI to NAAC office Bengaluru |
| 5              | 20-03-2015  | For Re-Accreditation process the coordinator of IQAC Dr. S. R. NAIK explains how the process goes on | To improve the process  |
| 6              | 20-03-2015  | For salary paid by watchman  | Fund is sanctioned from college   |

**6.2.8 Does the affiliating university make a provision for according the status of autonomy to an affiliated institution? If „yes“, what are the efforts made by the institution in obtaining autonomy?**

Yes, the affiliating University has a provision for according the status of autonomy to affiliated colleges but the college has not applied for autonomous status.

**6.2.9 How does the Institution ensure that grievances / complaints are promptly attended to and resolved effectively? Is there a mechanism to analyze the nature of grievances for promoting better stakeholder relationship?**

- The institution has a Grievance Redressal Committee for students which works under the chairmanship of the principal. It resolves the complaints promptly.
- To receive, and to resolve complaints of students, complaint box and suggestion box are provided to students. Complaints received through these boxes are resolved promptly. In addition principal frequently discusses with students to understand their complaints.
- Parents complaints are always attended by principal. In addition parents meetings are held to understand their complaints.
- Students Feedback forms are collected every year through which students complaints are understood and sorted.
- Formation of Grievance Redressal cell for employees is there. The principal is the chairman of the cell, vice principal and other senior teachers are the members of the cell. Every care is taken to avoid such grievances. If it happens to the cell promptly attend the complaints and issues are resolved effectively.

**6.2.10 During the last four years, had there been any instances of court cases filed by and against the institute ? Provide details on the issues and decisions of the courts on these?**

No instances of court cases filed against the college.

**6.2.11 Does the Institution have a mechanism for analyzing student feedback on institutional performance? If “yes”, what was the outcome and response of the institution to such an effort?**

- Yes. The institution have a mechanism for obtaining and analyzing student’s feedback.
- The institution collects feedback on Teacher performance, Library, Office, Infrastructure, Sports, Overall college performance.

- Students feedback committee is formed for this purpose.
- Committee collects and analyses feedback and submits report to principal.
- Institution give positive response to student's feedback and make necessary improvements.

### **6.3 Faculty Empowerment Strategies**

#### **6.3.1 What are the efforts made by the institution to enhance the professional development of its teaching and non-teaching staff?**

- The college arranges the ICT training programme by the department of computer science for teaching and on teaching staff to enhance their professional capabilities.
- The faculty are motivated to organize and participate the conferences, seminars and workshops.
- The professional development of teaching faculty to attain an orientation, refresher and short term courses for the enrichment of subject knowledge.
- Faculties are motivated to apply for major and minor research projects.
- Network center, Laboratory and library facilities are available to the research work for the desired teachers.

#### **6.3.2 What are the strategies adopted by the institution for faculty empowerment through training, retraining and motivating the employees for the roles and responsibility they perform?**

The strategies are ----

- Faculty members are allowed to participate all types of faculty Improvement programs, trainings and workshops.
- Faculty members are involved in decision making process.
- Faculty members are made Chairman/ In charge of committees working in the college so that they get training for bigger responsibilities.
- Departments are given freedom for activities.
- Departmental work and faculty work is appreciated to give inspiration.
- Best Teacher Award given to faculty member by our santha
- .The college allows the members of staff to represent on educational body such as BOS of University.
- The faculties are motivated improving through CAS, by doing M. Phil, Ph. D, research publications and projects, etc.

**6.3.3 Provide details on the performance appraisal system of the staff to evaluate and ensure that information on multiple activities is appropriately captured and considered for better appraisal.**

- Each faculty has to submit performance based appraisal forms to the IQAC at the end of academic year.
- The institution has a formal mechanism for teacher's appraisals as per the guidelines given by the UGC and University Teacher's appraisal forms are filled by every teacher and submitted to principal every year. Principal takes necessary action in this regard
- Students feedback are considered for teacher's appraisal.
- Feedback from HOD, other staff members and stakeholders are used for appraisal process.
- Examination results are considered as indicators of performance.
- Involvement of staff in extracurricular and extension activities is also considered for performance appraisal.

**6.3.4 What is the outcome of the review of the performance appraisal reports by the management and the major decisions taken? How are they communicated to the appropriate stakeholders?**

- The Principal and IQAC evaluate the self-appraisal reports of the faculty.
- Concern teachers are given instructions by principal if necessary to ensure improvement.
- The major decisions taken in this regard are ----
  - Use of ICT is made compulsory to all teachers.
  - Undertaking Research is made mandatory to teachers.
  - Publications are necessary to all teachers.
  - Participation in Conference and seminars is made compulsory.
  - Teachers are required to improve communication skills.
- These decisions are communicated in staff meetings.

**6.3.5 What are the welfare schemes available for teaching and non-teaching staff? What percentage of staff have availed the benefit of such schemes in the last four years?**

Following are the welfare schemes available ----

- Medical reimbursement to all staff.
- Medical leave facility to all staff.

- Loan facility from staff co-op credit society. Loan limit is Rs.5 lakhs. Society accepts deposits from members at attractive rate of interest.
- Promotions are given to all eligible employees.
- Due care is taken of woman, physically challenged and socially backward Employees
- Almost all staff members who were eligible have availed the benefit of such schemes.
- Teacher's Welfare Fund is established by management (about health).

#### **6.3.6 What are the measures taken by the Institution for attracting and retaining eminent faculty?**

- The eminent faculty is selected by institution. More responsibility is given to them.
- They are given freedom to work
- They are provided with all possible facilities.
- They are given job security as per the rules.
- Encourage them for pursuing their Doctoral studies, sponsoring the faculties to attend various programs, workshops, national, international, state level conferences, seminars, Refresher / Orientation courses etc.

### **6.4 Financial Management and Resource Mobilization**

#### **6.4.1 What is the institutional mechanism to monitor effective and efficient use of available financial resources?**

- Finance Committee and Local Management Committee (LMC) is the authority under whose guidance financial resources efficiently used.
- Financial planning is made for the use of resources on priority basis.
- UGC committee is functional and taps the sources from UGC and Govt.
- All purchase is monitored by purchase committee. Purchase committee works as per the rules of Govt.
- Books are purchased under the guidance of Library Committee.
- Building construction, repairs and maintenance is monitored by construction committee.
- All committees involved in financial matters work as per University, UGC and Govt. rules.
- Internal and External audit is conducted to ensure the proper utilization of resources.
- Governing council of sanstha verifies the financial matters time to time.



**6.4.2 What are the institutional mechanisms for internal and external audit? When was the last audit done and what are the major audit objections? Provide the details on compliance**

- Internal Audit is conducted by internal auditor appointed by Management
- External audit is conducted every year by chartered accountant appointed by sanstha.
- Assessment by the Joint Director of Higher Education Govt. of Maharashtra is conducted regularly.
- Audit, by Senior Auditor Dept. of Higher Education, Govt. of Maharashtra is conducted regularly.
- Audit, by A.G. Nagpur (Central Govt.) is conducted frequently.
- The last audit was made in April-2013 for the financial year ended on 31- 03-2013. This audit was conducted by C.A. There were no major audit objections.

**6.4.3 What are the major sources of institutional receipts/funding and how is the deficit managed? Provide audited income and expenditure statement of academic and administrative activities of the previous four years and the reserve fund / corpus available with Institutions, if any.**

- The major sources of funds are –
  - i. UGC Grants under various scheme.
  - ii. Salary Grants.
  - iii. Fees from students.
- The deficit is managed by taking financial assistance from parent body.

**6.4.4 Give details on the efforts made by the institution in securing additional funding and the utilization of the same (if any).**

- Efforts are made by UGC committee for securing more funds from UGC.
- Additional funds amounting to Rs. 48 Lakhs are sanctioned from UGC recently in the year 2013. The utilization of this amount is in progress.
- UGC committee always remains in the search of Funding schemes and works to obtain the funds.
- In the event of any deficit, necessary funds are obtained from our sanstha.

**6.5 Internal Quality Assurance System (IQAS)**

**6.5.1 Internal Quality Assurance Cell (IQAC)**

- a. Has the institution established an Internal Quality Assurance Cell (IQAC)? If “Yes”, what is the institutional policy with regard to quality assurance and how has it contributed in institutionalizing the quality assurance processes?
- b. How many decisions of the IQAC have been approved by the management/authorities for implementation and how many of them were actually implemented?
- c. Does the IQAC have external members on its committee? If so, mention any significant contribution made by them.
- d. How do students and alumni contribute to the effective functioning of the IQAC?
- e. How does the IQAC communicate and engage staff from different constituents of the institution?

a) Yes, the institution has established IQAC. It has framed quality policy as per the guidelines of NAAC. IQAC consists of some senior teacher, O.S., Librarian, director of sports and principal being chairman. The decisions regarding quality policy are participative and hence help in institutionalizing the Quality assurance process. The objectives of the institute states the quality policy.

b) All decisions taken by IQAC are approved by management. For example student’s feedback, Grievance Redressal cell, Institutional website, Use of ICT in teaching are the recent decisions that are approved by management

c) Yes, IQAC has external members on its committee. The external members act as linkage between college and society. They help to give feedback of society on quality issues.

IQAC Committee;

| Sr. No. | NAME                 | POSITION    |
|---------|----------------------|-------------|
| 1       | Dr. K. L. Kamble.    | Chairmen    |
| 2       | Dr. S. R. Naik       | Coordinator |
| 3       | Shri S. H. Patil.    | Member      |
| 4       | Dr. S. B. Ingole.    | Member      |
| 5       | Shri M. K. Kulkarni. | Member      |
| 6       | Dr. T. B. Puri.      | Member      |
| 7       | Dr. G. B. Honna.     | Member      |
| 8       | Shri A. K. Hoke.     | Member      |
| 9       | Dr.M.P.Deshmukh      | Member      |
| 10      | Shri.K.K.Ladda       | Member      |
| 11      | Dr.R.V.Gatkal        | Member      |
| 12      | Shri.Y.R.Muley       | Member      |

|    |                              |                            |
|----|------------------------------|----------------------------|
| 13 | Shri.V.V.Borgaonkar          | Member                     |
| 14 | Dr.P.G.Ghadsing              | Member                     |
| 15 | Shri.P.M.Rathod              | Member                     |
| 16 | Shri.G.P.Phasle              | Member                     |
| 17 | Shri.N.B.Shinde              | Member                     |
| 18 | Shri.U.R.Sadegaonkar         | Member                     |
| 19 | Shri.T.V.Mundhe              | Member                     |
| 20 | Dr. S. R. Mitkar             | Member                     |
| 21 | Shri U. G. Anewar.           | Member                     |
| 22 | Shri. A. P. Khurpe           | Member and External Expert |
| 23 | Shri Dr. P. R. Anandgaonkar. | Member and External Expert |

d) IQAC consults students & Alumni their opinions about the quality enhancement of the academic activities.

e) Since the IQAC consists of members from different constituents of the institute the decisions of IQAC automatically communicated to all. In addition decisions are communicated through notices and circulars. Thus all staff is engaged in activities.

**6.5.2 Does the institution have an integrated framework for Quality assurance of the academic and administrative activities? If “yes”, give details on its operationalization.**

- Yes. The institute have integrated framework of quality assurance of the academic and administrative activities.
- The plans of the academic and administrative activities are prepared by, Principal, vice Principal and IQAC members.
- As IQAC consists of representatives from all sections of the institute, the planning is integrated.
- Departments, committees, associations cells and other mechanisms in the institute work under the guidance of Principal, vice Principal and IQAC.
- This enables to work as an integrated frame work of Quality Assurance.

**6.5.3 Does the institution provide training to its staff for effective implementation of the Quality assurance procedures? If “yes”, give details enumerating its impact.**

Yes. Institution provide training to its staff for effective implementation of quality assurance procedures. This is done through following -

- IQAC conducts meetings of teaching and non-teaching staff for telling about quality assurance procedures.
- Principal as chairman and Vice Principal as member of IQAC have a continuous communication with staff for quality assurance procedures.
- Staff members are sent to participate in quality related seminars and conferences.

- ICT infrastructure is provided to staff.
- Work shop on academic calendar is organized by IQAC.

**6.5.4 Does the institution undertake Academic Audit or other external review of the academic provisions? If “yes”, how are the outcomes used to improve the institutional activities?**

Yes, the institute undertake academic audit and take reviews by following ways-

- Month wise, Term wise and year wise reports of Teaching, Learning, evaluation, Research, extension and extracurricular activities are collected from all departments and committees. These reports are reviewed by Principal, Vice Principal and Senior teachers. Necessary action is taken.
- In last working day meeting every department, committee or cell has to present a report of its activities performed throughout the year. The report is discussed and suggestions are made by Principal and Vice Principal.
- Our sanstha has appointed a Supervisor who visits college frequently and verifies the academic and extension activities. He submits visit report to principal. Principal takes necessary action upon it.
- The affiliating University conducts academic audit of the college every three year. One committee is appointed by University to conduct such audit. This is called as “Affiliation Committee”. Affiliation Committee verifies all academic, administrative and financial activities of the college and submits report to University. Every suggestion made by committee is implemented.
- Principal and Vice Principal take review of college activities by discussing continuously with students, parents, staff and other stakeholders.
- The college has completed its first NAAC Assessment. It has sent AQARs to NAAC every year promptly.

**6.5.5 How are the internal quality assurance mechanisms aligned with the requirements of the relevant external quality assurance agencies/regulatory authorities?**

- IQAC is the major quality assurance mechanism which works as per the guidelines of NAAC.
- While performing academic activities NAAC guidelines are considered and changes are made accordingly.

- The instructions of affiliating University are fully considered by internal quality assurance mechanisms.
- The guidelines issued by UGC time to time in relation with quality assurance are strictly followed.
- The orders and instructions of state govt. and central Govt. regarding quality are always followed.
- The guidelines of Director of Higher education, Govt. of Maharashtra and HRD ministry Govt. of India are promptly followed.

**6.5.6 What institutional mechanisms are in place to continuously review the teaching and learning process? Give details of its structure, methodologies of operations and outcome?**

Yes, there are necessary mechanisms in place for continuous review of teaching learning process. The details are as follows.

- Structure – Principal, Vice Principal, Heads of the Departments and IQAC are the Constituents who took continuous review of teaching learning process.
- Methodology – Academic calendar, Teaching plans and departmental plans are made every year under the guidance of Principal and IQAC. Month wise, Term wise and year wise reports of teaching learning activities are collected. Academic Diary is maintained by every teacher. Review is taken through reports and academic diaries.
- Outcome- Teaching learning process are promptly performed by teachers

The quality of teaching is improved and enhanced. Classes are regularly engaged. Present in the classes is improved. As a result the examination results are enhanced.

**6.5.7 How does the institution communicate its quality assurance policies, mechanisms and outcomes to the various internal and external stakeholders?**

Institute communicates policies, mechanisms and outcomes by following ways –

- Principal as a chairman and vice Principal as a member of IQAC, always communicate in staff meetings, departmental meetings and programs about the quality policy and its outcome.
- IQAC conducts meetings of staff for the purpose.
- Parents, alumni and other external stakeholders are informed in occasional meetings.
- Principal, vice principal and senior teachers always discuss with the students about the quality policy, quality mechanisms and outcome.

- Quality policy is reflected through notice board, circulars, wall posters, college magazines etc.

**Any other relevant information regarding Governance Leadership and Management which the college would like to include.**

- The relations of staff with the principal and parent body are healthy.
- Principal personally takes care of staff.
- Principal takes decisions by participative method.
- No discriminations are made
- Freedom is given to staff and all legal rights of staff are protected.
- Transparency is maintained in academic and administrative activities.

## **CRITERIA VII: INNOVATIONS AND BEST PRACTICES**

### **7.1 Environment Consciousness**

#### **7.1.1 Does the Institute conduct a Green Audit of its campus and facilities?**

Yes, our college has a green audit committee.

- 1 Regular tree plantation by NSS and other students along with active participation of Non-teaching staff members.
- 2 Beautification of campus with a large number of flowering plants, ornamental plants and medical plants
- 3 Maintenance of potted plants.

#### **7.1.2 What are the initiatives taken by the college to make the campus Eco-friendly?**

##### **• Energy conservation:-**

- 1 Use of energy saving CFL, LED bulbs and tubes wherever possible.
- 2 Minimum use of electric light and fans during day time due to wide glass Windows of class rooms and laboratories.
- 3 To avoid the use of Air conditioning facility for all campus but it is used for Principal cabin.
- 4 Economically use of LPG gas in Chemistry laboratory.

##### **• Use of renewable energy: - NA**

##### **• Water harvesting:-**

Water harvesting project of the college campus is designed. It will be implementing shortly.

##### **• Check dam construction:-**

No but, the rainwater runoff in the campus is prevented by digging furrows at proper Sites and the rainwater are made to percolate into the ground.

##### **• Efforts for Carbon neutrality:-**

- 1 Since its inception there have been consistent efforts for plantation of the trees in the college campus. This has resulted in reduction of carbon and increase in the level of oxygen
- 2 For carbon neutrality as well as to reduce overall pollution we try on our own level by implementing **NO VEICHLE DAY** on last Monday of every month.
- 3 Allotment of separate parking area on the inside of the institutional campus.

• **Plantation:-**

- 1 Plantation of various plants and saplings in the college campus with the help of NSS volunteers and active involvement of Non- Teaching staff.
- 2 On occasion of *Independence Day* and *Republic Day* plantations are undertaken by students and staff members of the college.

• **Hazardous waste management:-**

- 1 The work performed in a normal course. Wastage from laboratories is disposed off periodically

• **e-waste management:-**

- 1 The work performed in a normal course. No special arrangement is required.

**7.2 Innovations**

**7.2.1 Give details of innovations introduced during the last four years which have created a positive impact on the functioning of the college.**

In last four years college implemented following innovative practices.

1. Teacher Parents scheme (Shikshak Palak Yojna)
2. No vehicle day.
3. Educational /Industrial tour.
4. Wall paper Presentation.
5. Ideal teacher award.
6. Yoga Camps.
7. Library hours.
8. Daily Lesson notes.
9. Uniform for teachers & students.
10. Student welfare fund.
11. Adopt village scheme.
12. Abhyasettar (co-curricular) activities.
13. Automation of library department.
14. Use of SMS for students.

**7.3 Best Practices.**

**1 Adopt village:**

This scheme works for villager development from all aspects. This scheme implement with the help of the college students and staff. This scheme is help to solve various problems of adopted villages. This is a venture to identify the excellence in the



villagers and encourage it in the development of the nation. Kitti-Adgaon and Manjrath are the adopted village. This scheme was implemented from 2011 to 2015. This is a venture to identify the excellence in the villagers and encourage it in the development of the nation.

**Goals:**

- 1 To try to solve the various problems of adopted village.
- 2 To upgrade the living standard of common people of village.
- 3 To inform various Government schemes and make awareness among them to apply for it.
- 4 To develop intellectual awareness and value education in village school students.
- 5 To create the good relationship between college and adopted villagers.

**Context :**

On the occasion of the diamond jubilee year of our institution, the institute suggested each unit will adopt any one village in his circle called Dattak Gram Yojana (Adopt village Scheme) from 09 July 2011. At the institutional level the Adopt village committee was formed. Dr. Tatya Puri was selected as the head of this committee. The institution has good number of faculties and professional activities for the villagers. The institution has led teachers and students from rural areas to stimulate their ideas and put them in the practice on experimental base. This scheme is implemented very fairly all over the units of institute. The selection of the adopt village with the survey of the village and do communication with some senior citizens of village.

**Practice**

The college students worked in the various activities & programmes in adopted village Kitti Adgaon and Manjrath. The actual work done as

1. Village cleanliness: The college students, staff and the villagers clean the village at Manjrath we clean the bank of the Godawari river.
2. Tree plantation: with the help villagers college students plants the tree in the village.
3. Women empowerment: we arranged the rally for women empowerment and feticide.
4. Water harvesting and water management: college had repair small reservoir at adopted village.
5. Agro guidance camp: college has arranged a lecture on various government schemes.
6. Total sanitation: we were creating awareness of total sanitation among the villagers.
7. Refresher of the villagers: college faculty deliver speech for refresher of village.

8. Raksha bandhan bhau and bhau bij bhet: develop the close bond between college students and villagers celebrate the festival Raksha bandhan and Bhaubij bhet.
9. Village survey: college students done the survey of the adopted village.
10. Health checking camp: college had arranged health checking camp for villagers.
11. Eradication of superstition rally: college students arranged a rally and deliver the lecture for eradication of superstition among the people.
12. Animal awareness camp: college arranged animal awareness camp for domestic animals.
13. School student's development programs: college arranged lecturer on intellectual awareness and value education in village school students.

**Evidence of success:**

The impact of all above activity is remarkable during from implementation. This has created a steady interest in the all stakeholders to take efforts for development of the adopted village persons. The committee members are seen taking lead to develop the available sources in progressive way.

Above such type of various activities & programmes conducted in this village. The result we found that the development of people of this village upgrade their living, educational, social & economical level.

**Problems encountered and resources required**

- 1 Funds are unavailable in large scale.
- 2 Limitations of human resources
- 3 Attitudes of village people sometimes negative.
- 4 Village persons are not careful about various schemes.

**2 Extracurricular activities**

**Goal:**

Bharatiya Shikshan Prasarak Sanstha, our institution always tries to develop all round personality of every student of the college. All activities run under one think tank of our institution called Vidyasabha. The vidyasabha works under five wings. The extracurricular activities are the second wing in it for the development of students rather than curricular activities. At the beginning of college Vidyasabha provides the activities schedule to college coordinator. The work with the tightly scheduled academic calendar, the young students are prone to stress by weekend. To reorient them towards academic

schedule, to eliminate stress, to develop creativity and to identify the hidden talents, an initiative was taken by the Institution to introduce “Extra cultural activities.”

**Context:**

The main objective of the college is to strive for the cultural and patriotic development of the students. To fulfil this objective, these cultural, social and patriotic weekend programmes were introduced.

**Practice:**

Extracurricular programmes are conducted regularly in the College Audiovisual room as well as college campus. All college Students from various classes as well as groups participate in different competitions of Singing, Mono action, Elocution, debate, essay writing & skits etc. Gradually students develop their interests and involvement in such programs and he did participation in maximum activities.

**Evidence of success:**

- 1 The development of team spirit, value education, cultural awareness find in the students.
- 2 Basically the inhibitions of the students get eliminated.
- 3 The students’ stage fear is reduced.
- 4 Supportiveness and communication skills are developed.
- 5 The students had shown interest to participate more number, thereby brought laurels to our college.

**Problems encountered and resources required**

- 1 The students from rural area so he does show his participation in various competitions.
- 2 The students were unaware about to read the notice board.
- 3 The students were weaker in stage courage.
- 4 To keep the time bound program with the academic calendar.

## Part E – Inputs from Department

### Evaluative Report of the English Department

1. Name of the department: **English**
2. Year of Establishment: 1996
3. Names of Programmes / Courses offered (UG, PG, M. Phil., Ph.D. integrated Masters; Integrated Ph.D. etc.) : U.G.-B.A.
4. Names of Interdisciplinary courses and the departments/units involved: Nil
5. Annual/ semester/choice based credit system (programme wise)

| Year                        | Programme | Annual/<br>semester |
|-----------------------------|-----------|---------------------|
| 2009 - 2010                 | B.A. F.Y. | Semester            |
|                             | B.A. S.Y. | Annual              |
|                             | B.A. T.Y. | Annual              |
| 2010 - 2011                 | B.A. F.Y. | Semester            |
|                             | B.A. S.Y. | Semester            |
|                             | B.A. T.Y. | Annual              |
| 2011 – 2012<br>to Till date | B.A. F.Y. | Semester            |
|                             | B.A. S.Y. | Semester            |
|                             | B.A. T.Y. | Semester            |

6. Participation of the department in the courses offered by other departments :Nil
7. Courses in collaboration with other universities, industries, foreign institutions, etc.:Nil
8. Details of courses/programmes discontinued (if any) with reasons: Nil
9. Number of teaching posts

| Name of the<br>teaching post | Sanctioned | Filled |
|------------------------------|------------|--------|
| Professors                   | NIL        | --     |
| Associate<br>Professors      | NIL        | --     |
| Assistant<br>Professors      | 02         | 01     |
|                              | 02CHB      | 02 CHB |

10. Faculty profile with name, qualification, designation, specialization, (D.Sc./D.Litt./Ph.D. / M. Phil. etc.,)

| Name of<br>the faculty | Qualificati<br>on | Designat<br>ion        | Specialization       | No. of<br>Years of<br>experience | No. of Ph.D.<br>Students<br>guided for<br>the last 4<br>years |
|------------------------|-------------------|------------------------|----------------------|----------------------------------|---|
| Mr. Ladda<br>K.K.      | M.A.<br>M.Phil.   | Assistant<br>Professor | Indian<br>Literature | 17                               | Nil   |

11. List of senior visiting faculty: Nil

|                      |                 |                        |                      |    |     |
|----------------------|-----------------|------------------------|----------------------|----|-----|
| Mr.Phapal<br>G.A.    | M.A.<br>M.Phil. | Assistant<br>Professor | Indian<br>Literature | 05 | Nil |
| Mrs.Kumbh<br>ar S.S. | M.A.            | Assistant<br>Professor |                      | 02 | Nil |

12. Percentage of lectures delivered and practical classes handled (programme wise) by temporary faculty : 25%

13. Student -Teacher Ratio (programme wise)

| Year        | Total number of students class wise                      | Total No. of students Program wise | Student Teacher Ratio |
|-------------|--|------------------------------------|-----------------------|
| 2009 - 2010 | B.A. F.Y.- 148<br>B.A. S.Y.- 111                         | 259                                | 86:1                  |
|             | B.A. F.Y.Opt08<br>B.A. S.Y.- Opt 02<br>B.A. T.Y.-Opt06   | 16                                 | 5:1                   |
|             | B.Sc. F.Y.- 102<br>B.Sc. S.Y.- 145                       | 247                                | 83:1                  |
|             | B.Com. F.Y.- 50<br>B.Com. S.Y.- 44                       | 94                                 | 32:1                  |
| 2010 - 2011 | B.A. F.Y.- 158<br>B.A. S.Y.- 106                         | 264                                | 88:1                  |
|             | B.A. F.Y.Opt- 04<br>B.A. S.Y.- Opt 06<br>B.A. T.Y.-Opt02 | 12                                 | 4:1                   |
|             | B.Sc. F.Y.- 175<br>B.Sc. S.Y.- 070                       | 255                                | 85:1                  |
|             | B.Com. F.Y.- 47<br>B.Com. S.Y.- 37                       | 84                                 | 28:1                  |
| 2011 - 2012 | B.A. F.Y.- 171<br>B.A. S.Y.- 11                          | 282                                | 94:1                  |
|             | B.A. F.Y.Opt- 10<br>B.A. S.Y.- Opt 01<br>B.A. T.Y.-Opt06 | 17                                 | 6:1                   |
|             | B.Sc. F.Y.- 095<br>B.Sc. S.Y.- 145                       | 240                                | 80:1                  |
|             | B.Com. F.Y.- 36<br>B.Com. S.Y.- 44                       | 80                                 | 27:1                  |
| 2012 - 2013 | B.A. F.Y.- 130<br>B.A. S.Y.- 110                         | 240                                | 80:1                  |
|             | B.A. F.Y.Opt- 03<br>B.A. S.Y.- Opt 10<br>B.A. T.Y.-Opt02 | 15                                 | 5:1                   |
|             | B.Sc. F.Y.- 103<br>B.Sc. S.Y.- 071                       | 174                                | 58:1                  |
|             | B.Com. F.Y.- 45<br>B.Com. S.Y.- 27                       | 72                                 | 24:1                  |
| 2013 - 2014 | B.A. F.Y.- 216<br>B.A. S.Y.- 111                         | 327                                | 109:1                 |

|            |  |     |       |
|------------|--|-----|-------|
|            | B.A. F.Y.Opt- 11<br>B.A. S.Y.- Opt 02<br>B.A. T.Y.-Opt10 | 23  | 7:1   |
|            | B.Sc. F.Y.- 179<br>B.Sc. S.Y.- 094                       | 273 | 91:1  |
|            | B.Com. F.Y.- 64<br>B.Com. S.Y.- 41                       | 105 | 35:1  |
| 2014- 2015 | B.A. F.Y.- 231<br>B.A. S.Y.- 166                         | 397 | 133:1 |
|            | B.A. F.Y.Opt- 08<br>B.A. S.Y.- Opt 11<br>B.A. T.Y.-Opt02 | 20  | 7:1   |
|            | B.Sc. F.Y.- 203<br>B.Sc. S.Y.- 155                       | 358 | 120:1 |
|            | B.Com. F.Y.- 87<br>B.Com. S.Y.- 53                       | 140 | 47:1  |

14. Number of academic support staff (technical) and administrative staff; Sanctioned and filled–

Not applicable

15. Qualifications of teaching faculty with D.Sc/ D.Litt/ Ph.D/ M.Phil / PG.

| Sr.No. | Name of the faculty | Qualification |
|--------|---------------------|---------------|
| 1      | Mr. Ladda K.K.      | M.A.M.Phil.   |
| 2      | Mr. Phapal G.A.     | M.A. M.Phil.  |
| 3      | Mrs. Kumbhar S.S.   | M.A.          |

16. Number of faculty with on-going projects from a) National b) International Funding agencies and grants received: Nil

17. Departmental projects funded by DST - FIST; UGC, DBT, ICSSR, etc. and total grants received: Nil

18 Research Centre /facility recognized by the University: Nil

19. Publications:

1. Mr. Ladda Kamalkishor Kalyandas

| Sr. No. | Type of Publication   | Number of publications |
|---------|---|------------------------|
| 1       | In peer reviewed journals<br>i. National<br>ii. International | 01<br>Nil              |

2Mr.Phapal Ganesh Ashruba

| Sr. No. | Type of Publication   | Number of publications |
|---------|---|------------------------|
| 1       | In peer reviewed journals<br>i. National<br>ii. International | Nil                    |

2 Mrs.Kumbhar Swapanja Suresh

| Sr. No. | Type of Publication       | Number of publications |
|---------|---------------------------|------------------------|
| 1       | In peer reviewed journals | Nil                    |

|  |                   |  |
|--|-------------------|--|
|  | i. National       |  |
|  | ii. International |  |

20. Areas of consultancy and income generated:

Mr. Ladda Kamalkishor Kalyandas

| Sr. No. | Consultancy provided                                  |
|---------|---|
| 1       | Flying squad member for university examination        |
| 2       | Joint chief superintendent for university examination |
| 3       | Paper setting   |
| 4       | Member of affiliation committee                       |
| 5       | Examiner  |
| 6       | Subject experts                                       |

21. Faculty as members in:

a) National Committees: Nil

b) International Committees: Nil

c) Editorial Board: Nil

22. Student projects

a. Percentage of students who have done in-house projects including inter Departmental/programme: Nil

b. Percentage of students placed for projects in organizations outside the Institution i.e.in Research laboratories/Industry/ other agencies: Nil

23. Awards / Recognitions received by faculty and students-Nil

24. List of eminent academicians and scientists / visitors to the department:

| Sr. No. | Name of the eminent personality | Designation / Contribution                  |
|---------|---------------------------------|---|
| 1       | Dr.Vivek Mirgane                | Principal,<br>BankatswamiMahavidyalayaBeed. |

25 Seminars/ Conferences/Workshops organized & the source of funding

a) National: Nil

b) International: Nil

26. Student profile programme/course wise:

| Academic Year | Name of the Course/programme (refer question no. 4) | Applications received | Selected | M   | F  | Passing percentage |
|---------------|---|-----------------------|----------|-----|----|--------------------|
| 2009 - 2010   | B.A. F.Y.- 148                                      | 148                   | 148      | 92  | 56 | 81.08              |
|               | B.A. S.Y.- 111                                      | 111                   | 111      | 70  | 41 | 86.68              |
|               | B.A. F.Y opt.- 08                                   | 08                    | 08       | 04  | 04 | 37.52              |
|               | B.A. S.Y opt.-02                                    | 02                    | 02       | 01  | 01 | 100                |
|               | B.A. T.Y opt.-06                                    | 06                    | 06       | 03  | 03 | 66.67              |
|               | B.Sc. F.Y.- 102                                     | 102                   | 102      | 70  | 32 | 84.31              |
|               | B.Sc. S.Y.- 145                                     | 145                   | 145      | 107 | 38 | 97.93              |
|               | B.Com. F.Y.- 50                                     | 50                    | 50       | 37  | 13 | 86                 |
| 2010 - 2011   | B.Com. S.Y.- 44                                     | 54                    | 54       | 38  | 06 | 70.37              |
|               | B.A. F.Y.- 158                                      | 158                   | 158      | 110 | 48 | 87.97              |
|               | B.A. S.Y.- 106                                      | 106                   | 106      | 66  | 40 | 94.33              |

|                |                   |     |     |     |    |       |
|----------------|-------------------|-----|-----|-----|----|-------|
|                | B.A. F.Y opt.- 04 | 04  | 04  | 02  | 02 | 100   |
|                | B.A. S.Y opt.-06  | 06  | 06  | 04  | 02 | 66.67 |
|                | B.A. T.Y opt.-02  | 02  | 02  |     | 02 | 50    |
|                | B.Sc. F.Y.- 175   | 175 | 175 | 125 | 50 | 95.42 |
|                | B.Sc. S.Y.- 70    | 70  | 70  | 46  | 24 | 90    |
|                | B.Com. F.Y.- 47   | 47  | 47  | 40  | 07 | 89.36 |
| 2011 -<br>2012 | B.Com. S.Y.- 37   | 37  | 37  | 23  | 14 | 83.78 |
|                | B.A. F.Y.- 171    | 171 | 171 | 106 | 65 | 94.73 |
|                | B.A. S.Y.- 111    | 111 | 111 | 70  | 41 | 83.78 |
|                | B.A. F.Y opt.- 10 | 10  | 10  | 07  | 03 | 40    |
|                | B.A. S.Y opt.-01  | 01  | 01  | --  | 01 | 100   |
|                | B.A. T.Y opt.-06  | 06  | 06  | 03  | 03 | 66.67 |
| 2012 -<br>2013 | B.Sc. F.Y.- 95    | 95  | 95  | 54  | 41 | 82.10 |
|                | B.Sc. S.Y.- 145   | 145 | 145 | 107 | 38 | 82.75 |
|                | B.Com. F.Y.- 36   | 36  | 36  | 30  | 06 | 86.11 |
|                | B.Com. S.Y.- 44   | 44  | 44  | 38  | 06 | 90.90 |
|                | B.A. F.Y.- 130    | 130 | 130 | 84  | 46 | 75.38 |
|                | B.A. S.Y.- 110    | 110 | 110 | 61  | 49 | 78.18 |
| 2013 -<br>2014 | B.A. F.Y opt.- 03 | 03  | 03  | 02  | 01 | 100   |
|                | B.A. S.Y opt.-10  | 10  | 10  | 07  | 03 | 40    |
|                | B.A. T.Y opt.-02  | 02  | 02  | 01  | 01 | 50    |
|                | B.Sc. F.Y.- 103   | 103 | 103 | 71  | 32 | 90.29 |
|                | B.Sc. S.Y.- 71    | 71  | 71  | 39  | 32 | 83.08 |
|                | B.Com. F.Y.- 45   | 45  | 45  | 34  | 11 | 80    |
| 2014 -<br>2015 | B.Com. S.Y.- 27   | 27  | 27  | 24  | 03 | 77.78 |
|                | B.A. F.Y.- 216    | 216 | 216 | 130 | 86 | 83.89 |
|                | B.A. S.Y.- 111    | 111 | 111 | 73  | 38 | 80.56 |
|                | B.A. F.Y opt.- 11 | 11  | 11  | 05  | 06 | 54.54 |
|                | B.A. S.Y opt.-02  | 02  | 02  | 01  | 01 | 100   |
|                | B.A. T.Y opt.-10  | 10  | 10  | 06  | 04 | 70    |
| 2014-<br>2015  | B.Sc. F.Y.- 179   | 179 | 179 | 124 | 55 | 83.80 |
|                | B.Sc. S.Y.- 94    | 94  | 94  | 63  | 31 | 72.34 |
|                | B.Com. F.Y.- 64   | 64  | 64  | 50  | 14 | 73.40 |
|                | B.Com. S.Y.- 41   | 41  | 41  | 31  | 10 | 65.85 |
|                | B.A. F.Y.- 231    | 231 | 231 | 138 | 93 | 86.58 |
|                | B.A. S.Y.- 166    | 166 | 166 | 102 | 64 | 78.31 |
| 2014-<br>2015  | B.A. F.Y opt.- 08 | 08  | 08  | 05  | 03 | 100   |
|                | B.A. S.Y opt.-11  | 11  | 11  | 07  | 04 | 27.27 |
|                | B.A. T.Y opt.-02  | 02  | 02  | 01  | 01 | 50    |
|                | B.Sc. F.Y.- 203   | 203 | 203 | 155 | 48 | 88.67 |
|                | B.Sc. S.Y.- 155   | 155 | 155 | 106 | 45 | 77.41 |
|                | B.Com. F.Y.- 87   | 87  | 87  | 67  | 20 | 80.45 |
| 2014-<br>2015  | B.Com. S.Y.- 53   | 53  | 53  | 42  | 11 | 24.52 |

\*M = Male \*F = Female



## 27. Diversity of Students

| Academic Year | Name of the Course | % of students from the same state | % of students from other States | % of students from abroad |
|---------------|--------------------|-----------------------------------|---------------------------------|---------------------------|
| 2009 - 2010   | B.A.               | 100                               | Nil                             | Nil                       |
| 2010 - 2011   | B.A.               | 100                               | Nil                             | Nil                       |
| 2011 – 2012   | B.A.               | 100                               | Nil                             | Nil                       |
| 2012 – 2013   | B.A.               | 100                               | Nil                             | Nil                       |
| 2013 - 2014   | B.A.               | 100                               | Nil                             | Nil                       |
| 2014 - 2015   | B.A.               | 100                               | Nil                             | Nil                       |

28. How many students have cleared national and state competitive examinations such as NET, SLET, GATE, Civil services, Defence services, etc.?: Nil.

## 29. Student progression

| Student progression                                 |         | % against enrolled |
|---|---------|--------------------|
| UG to PG  | 2009-10 | 20                 |
|   | 2010-11 | 20                 |
|   | 2011-12 | 20                 |
|   | 2012-13 | 25                 |
|   | 2013-14 | 30                 |
|   | 2014-15 | 30                 |
| Employed  |         | 10                 |
| Campus selection                                    |         | Nil                |
| Other than campus recruitment (2009- 10 to 2014-15) |         | 25                 |
| Entrepreneurship/Self-employment                    |         | 55                 |

## 30. Details of Infrastructural facilities

- a) Library: Yes, Central Library
- b) Internet facilities for Staff & Students: Yes, Available in Library
- c) Class rooms: Yes
- d) Laboratory: Not applicable

31. Number of students receiving financial assistance from college, university, Government or other agencies:

| Year    | Class    | Total Students | EBC | GOI |
|---------|----------|----------------|-----|-----|
| 2009-10 | B.A.F.Y. | 148            | 77  | 71  |
|         | B.A.S.Y. | 111            | 50  | 61  |
|         | B.A.F.Y. | 08             | 05  | 03  |
|         | B.A.S.Y. | 01             | -   | 01  |
|         | B.A.T.Y. | 06             | 04  | 02  |

|         |             |     |     |     |
|---------|-------------|-----|-----|-----|
|         | B.Sc.F.Y.   | 102 | 68  | 34  |
|         | B.Sc.S.Y.   | 145 | 98  | 47  |
|         | B.Com.F.Y.  | 50  | 35  | 15  |
|         | B.Com.S.Y.  | 44  | 28  | 16  |
| 2010-11 | B.A.F.Y.    | 158 | 69  | 89  |
|         | B.A.S.Y     | 106 | 57  | 49  |
|         | B.A.F.Y.    | 04  | 02  | 02  |
|         | B.A.S.Y     | 06  | 04  | 02  |
|         | B.A.T.Y     | 02  | --  | 02  |
|         | B.Sc.F.Y.   | 175 | 106 | 69  |
|         | B.Sc.S.Y.   | 70  | 46  | 24  |
|         | B.Com. F.Y. | 47  | 29  | 18  |
|         | B.Com. S.Y. | 37  | 29  | 08  |
| 2011-12 | B.A.F.Y.    | 171 | 76  | 95  |
|         | B.A.S.Y     | 111 | 50  | 61  |
|         | B.A.F.Y.    | 10  | 03  | 07  |
|         | B.A.S.Y.    | 01  | -   | 01  |
|         | B.A.T.Y     | 06  | 04  | 02  |
|         | B.Sc.F.Y.   | 95  | 60  | 35  |
|         | B.Sc.S.Y.   | 145 | 98  | 47  |
|         | B.Com.F.Y.  | 36  | 25  | 11  |
|         | B.Com.S.Y.  | 44  | 28  | 16  |
| 2012-13 | B.A.F.Y.    | 130 | 57  | 73  |
|         | B.A.S.Y     | 110 | 44  | 66  |
|         | B.A.F.Y.    | 03  | 01  | 02  |
|         | B.A.S.Y.    | 10  | 02  | 08  |
|         | B.A.T.Y     | 02  | 01  | 01  |
|         | B.Sc.F.Y.   | 103 | 60  | 53  |
|         | B.Sc.S.Y.   | 71  | 47  | 24  |
|         | B.Com.F.Y.  | 45  | 33  | 12  |
|         | B.Com.S.Y.  | 27  | 22  | 05  |
| 2013-14 | B.A.F.Y.    | 216 | 114 | 102 |
|         | B.A.S.Y     | 111 | 44  | 77  |
|         | B.A.F.Y.    | 11  | 07  | 04  |
|         | B.A.S.Y.    | 02  | -   | 02  |
|         | B.A.T.Y     | 10  | 03  | 07  |
|         | B.Sc.F.Y.   | 179 | 98  | 81  |
|         | B.Sc.S.Y.   | 94  | 56  | 38  |
|         | B.Com.F.Y.  | 64  | 47  | 17  |
|         | B.Com.S.Y.  | 41  | 31  | 10  |
| 2014-15 | B.A.F.Y.    | 231 | 116 | 115 |
|         | B.A.S.Y     | 166 | 92  | 74  |
|         | B.A.F.Y.    | 08  | 05  | 03  |
|         | B.A.S.Y.    | 11  | 06  | 05  |
|         | B.A.T.Y     | 02  | --  | 02  |
|         | B.Sc.F.Y.   | 203 | 107 | 96  |
|         | B.Sc.S.Y.   | 155 | 84  | 71  |

|  |            |    |    |    |
|--|------------|----|----|----|
|  | B.Com.F.Y. | 87 | 61 | 26 |
|  | B.Com.S.Y. | 53 | 40 | 13 |

32. Details on student enrichment programmes (special lectures / workshops / Seminar) with external experts:

| Sr. No. | Name of the enrichment programme (special lecture / | Date of organization | Topic            | Name and designation of the external expert |
|---------|---|----------------------|------------------|---|
| 1       | Special lecture                                     | 12/01/2010           | Swami Vivekanand | Dr.MirganeVivek<br>Principal B.C.Beed       |

33. Teaching methods adopted to improve student learning's

- Lecture method
- Seminar method
- Power point presentation.
- Group discussion.
- Question-Answer method.

34. Participation in Institutional Social Responsibility (ISR) and Extension Activities: Nil

35. SWOC analysis of the department and Future plans

**Strengths**

- Faculty member doing best efforts to all students.
- Some students acquire better knowledge in English.

**Weaknesses**

- Only one faculty recruited.
- No Language laboratory developed.
- Less number of books in central library.

**Opportunities**

- To run the certificate courses of spoken English classes for the students.
- To motivate the students to take English as an optional subject.
- To provide extra knowledge about this subject and create interest in it.

**Challenges**

- The students from rural area they fear to take an optional subject so motivate the students.
- To create the English favourable atmosphere in faculty.

**Future plans:**

- To create the language laboratory with the help of UGC scheme.
- To arrange National Workshop for students and teachers.
- To submit the minor research project to UGC.
- To encourage students to participate in various seminars and Research activity.
- To run the certificate courses of communication and spoken English in department of English.

## Evaluative Report of the Marathi Department

1. Name of the department **: -MARATHI**
2. Year of Establishment **: -1996**
3. Names of Programmes / Courses offered (UG, PG, M.Phil., Ph.D., Integrated Masters; Integrated Ph.D., etc.) **: - UG, PG**
4. Names of Interdisciplinary courses and the departments/units involved: **-Nil**
5. Annual/ semester/choice based credit system (programme wise)

| Year                    | Programme | Annual/ semester |
|-------------------------|-----------|------------------|
| 2009-10                 | B.A. F.Y. | Semester         |
|                         | B.A. S.Y. | Annual           |
|                         | B.A. T.Y. | Annual           |
| 2010-11                 | B.A. F.Y. | Semester         |
|                         | B.A. S.Y. | Semester         |
|                         | B.A. T.Y. | Annual           |
| 2011-12 to Till<br>Date | B.A. F.Y. | Semester         |
|                         | B.A. S.Y. | Semester         |
|                         | B.A. T.Y. | Semester         |
| 2009-10 TO<br>2014-15   | M.A. I,II | Semester         |

6. Participation of the department in the courses offered by other departments: **- Nil**
7. Courses in collaboration with other universities, industries, foreign institutions etc: **- Nil**
8. Details of courses/programmes discontinued (if any) with reasons **: -Nil**
9. Number of teaching posts:-

| Year    | Post Sanctioned   | Post Filled |
|---------|-------------------|-------------|
| 2009-10 | 03(Inc.Principal) | 03          |
| 2010-11 | 03                | 03          |
| 2011-12 | 03                | 03          |
| 2012-13 | 03                | 03          |
| 2013-14 | 03                | 03          |
| 2014-15 | 03                | 03          |

10. Faculty profile with name, qualification, designation, specialization, (D.Sc./D.Litt./Ph.D. / M. Phil. etc.,)

| Name of the faculty | Qualification       | Designation         | Specialization | No. of Years of experience | No. of Ph.D. Students guided for the last 4 years |
|---------------------|---------------------|---------------------|----------------|----------------------------|---|
| Dr. K. L. Kamble    | M. A., M.Phil, Ph.D | Principal           |                | 13                         | 4   |
| Dr.R.V.Gatkal       | M. A., Ph.D         | Assistant Professor |                | 19                         | NA  |
| Dr.D.K.Gavate       | M. A., M.Phil, Ph.D | Assistant Professor |                | 18                         | 01  |

11. List of senior visiting faculty:- **Nil**

12. Percentage of lectures delivered and practical classes handled (programme wise)by temporary faculty :-**Nil**

13. Student -Teacher Ratio (programme wise)

| Year    | Total number of students class wise               | Total No. of students Program wise | Student Teacher Ratio |
|---------|---|------------------------------------|-----------------------|
| 2009-10 | B. A. F. Y. 57<br>B. A. S. Y. 50<br>B. A. T.Y 14  | 121                                | 40:1                  |
| 2010-11 | B. A. F. Y. 60<br>B. A. S. Y.42<br>B. A. T.Y.04   | 95                                 | 31:1                  |
| 2011-12 | B. A. F. Y.66<br>B. A. S. Y. 52<br>B. A. T.Y.00   | 137                                | 45:1                  |
| 2012-13 | B. A. F. Y. 61<br>B. A. S. Y.41<br>B. A. T.Y. 38  | 140                                | 46:1                  |
| 2013-14 | B. A. F. Y. 80<br>B. A. S. Y.48<br>B. A. T.Y. 41  | 169                                | 56:1                  |
| 2014-15 | B. A. F. Y. 61<br>B. A. S. Y. 62<br>B. A. T.Y. 48 | 171                                | 57:1                  |

14. Number of academic support staff (technical) and administrative staff;  
Sanctioned and filled:- **Nil**

15. Qualifications of teaching faculty with DSc/ D.Litt/ Ph.D/ MPhil / PG.

| Sr. No. | Name of the faculty      | Qualification        |
|---------|--------------------------|----------------------|
| 1.      | Principal Dr.K.L. Kamble | M. A., M.Phil. Ph.D. |

|    |                             |                      |
|----|-----------------------------|----------------------|
| 2. | Asst.Prof. Dr. R.V. Gatkhal | M. A. Ph.D.          |
| 3  | Asst.Prof. Dr. D.K. Gavate  | M. A., M.Phil. Ph.D. |

16. Number of faculty with ongoing projects from a) National b) International  
Funding agencies and grants received :**Nil**

17. Departmental projects funded by DST - FIST; DBT, ICSSR, etc. and  
total grants received:- **Nil**

18. Research Centre /facility recognized by the University:- **Nil**

19. Publications:

| Sr. No. | Type of Publication   | Number of publications |
|---------|---|------------------------|
| 1       | In peer reviewed journals<br>iii. National<br>iv. International | <b>20<br/>00</b>       |

20. Areas of consultancy and income generated:- **Nil**

21. Faculty as members in

a) National Committees:-**Nil**

b) International Committees:-**Nil**

c) Editorial Board:- **Nil**

22. Student projects

a. Percentage of students who have done in-house projects including inter  
departmental/programme:- **Nil**

b. Percentage of students placed for projects in organizations outside the  
institution i.e.in Research laboratories/Industry/ other agencies :- **Nil**

23. Awards / Recognitions received by faculty and students:- **Nil**

| Sr. No | Name of the Award   | Date       | Name of Organazar                                     | Name of Sponser             |
|--------|---|------------|---|-----------------------------|
| 1.     | Ideal Teacher Award   |            | Loins club, Majalgaon                                 | LoinsClub                   |
| 2.     | Late. Pundlik Venketrao<br>Deshmukh Smurti<br>Shikshak Gavrav Purskar | 05-09-2012 | Shri Siddheshwar<br>College Majalgaon, dist-<br>Beed. | Dr. Vinayak<br>Deshmukh     |
| 3      | Dalit Sahitya Puraskar  |            |   | SahitayAkadami<br>New Dilli |
| 4      | Tugaon Bhushan Puraskar   |            |   | Tugaon                      |
| 5      | Adarsh Principal Puraskar   |            |   |                             |

24. List of eminent academicians and scientists / visitors to the department:-

| Sr. No | Name of the Person  | College                                 | Year | Place/University       |
|--------|---------------------|---|------|------------------------|
| 1.     | Dr. M. B. Dhondage  | P. G. P. College<br>Sirsala Dist. Beed  | 2009 | Dr.B.A.M.U. Aurangabad |
| 2.     | Dr. SadashivSarkate | Jay Bhavani College<br>Gadhi Dist. Beed | 2010 | Dr.B.A.M.U. Aurangabad |
| 3.     | BhaskarChandanshiv  | Writer                                  | 2011 | Kaij                   |
| 4.     | Prof.DattaBhagat    | Writer                                  | 2012 | Dr.B.A.M.U. Aurangabad |

|    |                |                                |      |                       |
|----|----------------|--------------------------------|------|-----------------------|
| 5. | Dr. B.D.Rathod | Majalgaon College<br>Majalgaon | 2013 | Dr.B.A.M.U.Aurangabad |
|----|----------------|--------------------------------|------|-----------------------|

25.Seminars/ Conferences/Workshops organized & the source of funding:- Nil

| Sr. No. | Name of Organazar                  | Name of Sponser            | Date                           | Subject                            | Total Grant |
|---------|------------------------------------|----------------------------|--------------------------------|------------------------------------|-------------|
| 1.      | ShriSiddheshwar College, Majalgaon | University Grant Commision | 30 September & 01 October 2013 | “MARATHI SAHITAYTIL NAVE PRAVHAVA” | 1.50 Laks   |

26. Student profile programme/course wise:

| Academic Year | Name of the Course/programme (refer question no. 4) | Applications received | Selected | M  | F  | Result Pass (%) |
|---------------|---|-----------------------|----------|----|----|-----------------|
| 2010-11       | B. A. F. Y.   | 60                    | 60       | 41 | 19 | 100%            |
|               | B. A. S. Y.   | 42                    | 42       | 26 | 16 | 87.17 %         |
|               | B. A. T.Y.  | 04                    | 04       | 04 | 00 | 100%            |
| 2011-12       | B. A. F. Y.   | 66                    | 66       | 37 | 29 | 98%             |
|               | B. A. S. Y.   | 52                    | 52       | 35 | 17 | 86.04 %         |
|               | B. A. T.Y   | 23                    | 23       | 12 | 11 | 91.30%          |
| 2012-13       | B. A. F. Y.   | 61                    | 51       | 30 | 21 | 98.03%          |
|               | B. A. S. Y.   | 41                    | 39       | 19 | 20 | 97.43%          |
|               | B. A. T.Y.  | 38                    | 35       | 24 | 11 | 91.42%          |
| 2013-14       | B. A. F. Y.   | 80                    | 70       | 24 | 46 | 92.85%          |
|               | B. A. S. Y.   | 48                    | 43       | 25 | 18 | 86.04%          |
|               | B. A. T.Y.  | 41                    | 41       | 16 | 25 | 92.68%          |
| 2014-15       | B. A. F. Y.   | 61                    | 46       | 27 | 19 | 95.65%          |
|               | B. A. S. Y.   | 62                    | 58       | 24 | 34 | 93.10%          |
|               | B. A. T.Y.  | 48                    | 48       | 30 | 18 | 89.19%          |
| 2009-10       | M.A.I   | 29                    | 29       | 16 | 13 | 85.71%          |
| 2009-10       | M.A.II  | 07                    | 07       | 03 | 04 | 85.71%          |
| 2010-11       | M.A.I   | 18                    | 18       | 07 | 11 | 90.%            |
| 2010-11       | M.A.II  | 18                    | 18       | 07 | 11 | 93.75%          |
| 2011-12       | M.A.I   | 31                    | 31       | 17 | 14 | 89.66%          |
| 2011-12       | M.A.II  | 17                    | 17       | 07 | 10 | 94.44%          |
| 2012-2013     | M.A.I   | 34                    | 34       | 20 | 14 | 85.71%          |
| 2012-2013     | M.A.II  | 29                    | 29       | 16 | 13 | 50.%            |
| 2013-14       | M.A.I   | 36                    | 36       | 17 | 19 | 96.97%          |
| 2013-14       | M.A.II  | 30                    | 30       | 17 | 13 | 96.97%          |
| 2014-15       | M.A.I   | 65                    | 65       | 35 | 30 | 96.97%          |
| 2014-15       | M.A. II   | 30                    | 30       | 14 | 16 | 90.%            |

\*M = Male \*F = Female

## 27. Diversity of Students

| Academic Year | Name of the Course | % of students from the same state | % of students from other States | % of students from abroad |
|---------------|--------------------|-----------------------------------|---------------------------------|---------------------------|
| 2009-10       | B. A. F. Y.        | 100%                              | Nil                             | Nil                       |
|               | B. A. S. Y.        | 100%                              | Nil                             | Nil                       |
|               | B. A. T. Y.        | 100%                              | Nil                             | Nil                       |
| 2010-11       | B. A. F. Y.        | 100%                              | Nil                             | Nil                       |
|               | B. A. S. Y.        | 100%                              | Nil                             | Nil                       |
|               | B. A. T. Y.        | 100%                              | Nil                             | Nil                       |
| 2011-12       | B. A. F. Y.        | 100%                              | Nil                             | Nil                       |
|               | B. A. S. Y.        | 100%                              | Nil                             | Nil                       |
|               | B. A. T. Y..       | 100%                              | Nil                             | Nil                       |
| 2012-13       | B. A. F. Y.        | 100%                              | Nil                             | Nil                       |
|               | B. A. S. Y.        | 100%                              | Nil                             | Nil                       |
|               | B. A. T. Y..       | 100%                              | Nil                             | Nil                       |
| 2013-14       | B. A. F. Y.        | 100%                              | Nil                             | Nil                       |
|               | B. A. S. Y.        | 100%                              | Nil                             | Nil                       |
|               | B. A. T. Y.        | 100%                              | Nil                             | Nil                       |
| 2014-15       | B. A. F. Y.        | 100%                              | Nil                             | Nil                       |
|               | B. A. S. Y.        | 100%                              | Nil                             | Nil                       |
|               | B. A. T. Y.        | 100%                              | Nil                             | Nil                       |

28. How many students have cleared national and state competitive examinations such as NET, SLET, GATE, Civil services, Defense services, etc.?:- **NIL**

| Sr.no. | Name of the student     | Exam       | Place                |
|--------|-------------------------|------------|----------------------|
| 1.     | DangatRupaliRameshrao   | MPSC (PSI) | Shahuwadi (Kolhapur) |
| 2.     | PranitaLaxhmanMaske     | Teacher    | Majalgaon            |
| 3.     | DalviIndrajeet          | Cleark     | Majalgaon            |
| 4.     | ChuncheMahadevChaitram  | Prof.      | Jalgaon              |
| 5.     | Pradhan Sachin Uttamrao | Teacher    | Majalgaon            |

## 29. Student progression:-

| Sr. No. | Year    | Toatal No. Of students At B.A. T.Y. | UG to PG No. Of students | %       |
|---------|---------|-------------------------------------|--------------------------|---------|
| 1       | 2009-10 | 14                                  | 05                       | 35.71 % |
| 2       | 2010-11 | 4                                   | 02                       | 50 %    |
| 3       | 2011-12 | 48                                  | 12                       | 25. %   |
| 4       | 2012-13 | 38                                  | 09                       | 23.68 % |
| 5       | 2013-14 | 41                                  | 11                       | 26.82%  |
| 6       | 2014-15 | 48                                  | 10                       | 20.83 % |



30. Details of Infrastructural facilities

a) Library :- **Central Library**

b) Internet facilities for Staff & Students:- **Available in Department**

c) Class rooms:- **Yes**

d) Laboratory:- **No**

31. Number of students receiving financial assistance from college, university, government or other agencies:

**-provided by student welfare department of college.& our MARATHI department take a financial help for the Student.**

32. Details on student enrichment programmes (special lectures / workshops / seminar) with external experts:- **Nil**

33. Teaching methods adopted to improve student learning:

**1) Use of ICT**

**2) Lecturer Method**

34. Participation in Institutional Social Responsibility (ISR) and Extension Activities:- **Nil**

35. SWOC analysis of the department and Future plans

**Strengths:-**

1) Good strength of students.

2) Good infrastructural facility.

**Weaknesses:-**

1) Admitted students with very weak basic knowledge of subject.

2) Less presenty of students for lectures compaired to admitted strength.

**Opportunities**

➤ To bring the rural students in main stream of higher education.

➤ To implement various departmental activities for development of students.

➤ Try to make social awakening through education.

**Challenges**

1) To increase the presenty of students for lectures.

2) To prepare more students for higher education.

**Future Plan:-**

➤ To take more efforts to send the students for M.A. MARATHI in various universities.

➤ To arrange popular Author lectures of eminent personalities.

➤ To arrange national level conference/ seminar/workshop.

➤ Try to start Research Center in Marathi.

➤ To increase the research activities.

➤ To arrange programs of departmental social responsibility.

## Evaluative Report of the Hindi Department

1. Name of the department :- **Hindi**
2. Year of Establishment :- **1996**
3. Names of Programmes / Courses offered (UG, PG, M.Phil., Ph.D., Integrated Masters; Integrated Ph.D., etc.) :- **UG**
4. Names of Interdisciplinary courses and the departments/units involved :- **Nil**
5. Annual/ semester/choice based credit system (programme wise)

| Sr.no. | Class | 2009-10  | 2010-11  | 2011-12  | 2012-13  | 2013-14  | 2014-15  |
|--------|-------|----------|----------|----------|----------|----------|----------|
| 1.     | F.Y.  | Semester | Semester | Semester | Semester | Semester | Semester |
| 2.     | S.Y.  | Annual   | Semester | Semester | Semester | Semester | Semester |
| 3.     | T.Y.  | Annual   | Annual   | Semester | Semester | Semester | Semester |

6. Participation of the department in the courses offered by other departments: **Nil**
7. Courses in collaboration with other universities, industries, foreign institutions etc :- **Nil**
8. Details of courses/programmes discontinued (if any) with reasons :- **Nil**
9. Number of teaching posts:-

| Year                 | Post Sanctioned | Post Filled              |
|----------------------|-----------------|--------------------------|
| 2009-10              | 02              | 01 Full time & 01 C.H.B. |
| 2010-11 to till Date | 02              | 02                       |

10. Faculty profile with name, qualification, designation, specialization (D.Sc./D.Litt./Ph.D. / M. Phil. etc.,)

| Name of the faculty | Qualification    | Designation         | Specialization | No. Of Years of experience | No. of Ph.D. Students guided for the last 4 years |
|---------------------|------------------|---------------------|----------------|----------------------------|---|
| Mulye Y.R.          | M. A., B.Ed, NET | Assistant Professor |                | 08                         | NA  |
| Ushamwar G. B.      | M. A., B.Ed, NET | Assistant Professor |                | 05                         | NA  |

11. List of senior visiting faculty :- **Nil**
12. Percentage of lectures delivered and practical classes handled (programme wise) by temporary faculty :- **Nil**
13. Student -Teacher Ratio (programme wise)

| Year    | Total number of students class wise  | Total No. of students Program wise | Student Teacher Ratio |
|---------|--|------------------------------------|-----------------------|
| 2009-10 | B.A/B.Sc/B.Com F.Y(S.L) = 112<br>B. A. F. Y. (opt)= 46<br>B.A/B.Sc S.Y(S.L) = 33<br>B. A. S. Y. (opt) = 13<br>B. A. T.Y(opt)= 05 | 209                                | 104:1                 |
| 2010-11 | B.A/B.Sc/B.Com F.Y(S.L)134<br>B. A. F. Y(opt). 54<br>B.A/B.Sc/B.Com S.Y(S.L)80<br>B. A. S. Y(opt). 31                            | 308                                | 154:1                 |

|         |   |     |       |
|---------|---|-----|-------|
|         | B. A. T.Y(opt). 09  |     |       |
| 2011-12 | B.A/B.Sc/B.Com F.Y(S.L) 135<br>B. A. F. Y. (opt) 64<br>B.A/B.Sc/B.Com S.Y(S.L) 96<br>B. A. S. Y(opt). 40<br>B. A. T.Y. (opt) 33   | 368 | 184:1 |
| 2012-13 | B.A/B.Sc/B.Com F.Y(S.L) 110<br>B. A. F. Y. (opt) 56<br>B.A/B.Sc/B.Com S.Y(S.L) 91<br>B. A. S. Y(opt).36<br>B. A. T.Y. (opt) 29    | 322 | 161:1 |
| 2013-14 | B.A/B.Sc/B.Com F.Y(S.L) 200<br>B. A. F. Y. (opt) 80<br>B.A/B.Sc/B.Com S.Y(S.L) 98<br>B. A. S. Y. (opt) 52<br>B. A. T.Y. (opt) 29  | 459 | 229:1 |
| 2014-15 | B.A/B.Sc/B.Com F.Y(S.L) 269<br>B. A. F. Y. (opt) 87<br>B.A/B.Sc/B.Com S.Y(S.L) 160<br>B. A. S. Y. (opt) 63<br>B. A. T.Y. (opt) 53 | 632 | 316:1 |

14. Number of academic support staff (technical) and administrative staff;  
Sanctioned and filled: - **Nil**

15. Qualifications of teaching faculty with D. Sc/ D..Litt/ Ph.D/ MPhil / PG.

| Sr. No. | Name of the faculty      | Qualification    |
|---------|--------------------------|------------------|
| 1.      | Asst.Prof. Mulye Y.R.    | M. A., B.Ed, NET |
| 2.      | Asst.Prof. Ushamwar G.B. | M. A., B.Ed, NET |

16. Number of faculty with ongoing projects from a) National b) International  
Funding agencies and grants received : **Nil**

17. Departmental projects funded by DST - FIST; DBT, ICSSR, etc. and  
total grants received :- **Nil**

18. Research Centre /facility recognized by the University : - **Nil**

19. Publications:

| Sr. No. | Type of Publication   | Number of publications |
|---------|---|------------------------|
| 1       | In peer reviewed journals<br>v. National<br>vi. International | <b>15</b><br><b>00</b> |

20. Areas of consultancy and income generated :- **Nil**

21. Faculty as members in

a) National Committees :- **Nil**

b) International Committees :- **Nil**

c) Editorial Board :- **Nil**

22. Student projects

a. Percentage of students who have done in-house projects including inter  
departmental/programme :- **Nil**

b. Percentage of students placed for projects in organizations outside the institution  
i.e.in Research laboratories/Industry/ other agencies: - **Nil**

23. Awards / Recognitions received by faculty:-

| Sr. No | Name of the Award   | Date       | Name of Organizer      | Name of Sponsor |
|--------|---------------------|------------|------------------------|-----------------|
| 1.     | Ideal Teacher Award | 05-09-2010 | Rotary club, Majalgaon | Rotary Club     |

|    |   |            |  |                         |
|----|---|------------|--|-------------------------|
| 2. | Late. Pundlik Venketrao<br>Deshmukh Smurti<br>Shikshak Gavrav Purskar | 05-09-2012 | Shri Siddheshwar college<br>Majalgaon, Dist- Beed. | Dr. Vinayak<br>Deshmukh |
|----|---|------------|--|-------------------------|

24. List of eminent academicians and scientists / visitors to the department

| Sr. No | Name of the Person       | College                          | Year | Place/University                |
|--------|--------------------------|----------------------------------|------|---------------------------------|
| 1.     | Dr. Kakasaheb Gangane    | Majalgaon college                | 2009 | Dr.B.A.M.U. Aurangabad          |
| 2.     | Dr. Ganpat Rathod        | S.R.T.college, ambejogao         | 2010 | Dr.B.A.M.U. Aurangabad          |
| 3.     | Vasant Bivre             | Retier Person                    | 2011 | Majalgaon                       |
| 4.     | Dr. Dhanjay kutte        | Shahu college, lasur             | 2012 | Dr.B.A.M.U. Aurangabad          |
| 5.     | Dr. Rajendra Sonwane     | Sawarkar College Beed            | 2013 | Dr.B.A.M.U.Aurangabad           |
| 6.     | Dr. Bhausaheb nale       | Majalgaon college                | 2013 | Dr.B.A.M.U. Aurangabad          |
| 7.     | Susila Takbhore          |                                  | 2013 | Nagpur                          |
| 8.     | Dr. Arjun Chavan         | Shivaji University               | 2013 | Shivaji University,<br>Kolhapur |
| 9.     | Dr. Sanjay Muneshwar     | Peoples College Nanded           | 2013 | S.R.T.M. University,<br>Nanded  |
| 10.    | Dr. Sudhakar Shendge     | Dr.B.A.M.U.Aurangabad            | 2013 | Dr.B.A.M.U.Aurangabad           |
| 11.    | Dr. Bharati Gore         | Dr.B.A.M.U.Aurangabad            | 2013 | Dr.B.A.M.U.Aurangabad           |
| 12.    | Dr. Sukumar Bhandare     | Muktanand College Gangapur       | 2013 | Dr.B.A.M.U.Aurangabad           |
| 13.    | Dr. Vishala Sharma       | Chetna College Aurangabad        | 2013 | Dr.B.A.M.U.Aurangabad           |
| 14.    | Dr. Suryanarayan Ransube | Femous Author                    | 2013 | S.R.T.M. University,<br>Nanded  |
| 15.    | Dr. Satapa Chavan        | Ahmednagar College<br>Ahmednagar | 2013 | Pune University, Pune           |
| 16.    | Dr. Babasaheb Kokate     | Balbhim college, Beed            | 2014 | Dr.B.A.M.U.Aurangabad           |

25. Seminars/ Conferences/Workshops organized & the source of funding:-

| Sr.No. | Name of Organazar                   | Name of Sponser             | Date                           | Subject                               | Total Grant |
|--------|-------------------------------------|-----------------------------|--------------------------------|---------------------------------------|-------------|
| 1.     | Shri Siddheshwar College, Majalgaon | University Grant Commission | 30 September & 01 October 2013 | “Stree lekhan srujan ke vividh aayam” | 1.50 Laks   |

26. Student profile programme/course wise:

| Academic Year | Name of the Course/programme (refer question no. 4) | Applications received | Selected | M  | F  | Result Pass (%) |
|---------------|---|-----------------------|----------|----|----|-----------------|
| 2009-10       | B. A. F. Y.(S.L.)                                   | 72                    | 72       | 47 | 25 | 87.75%          |
|               | B. A. F. Y.(opt)                                    | 46                    | 46       | 31 | 15 | 96.87%          |
|               | B. A. S. Y. .(S.L.)                                 | 26                    | 26       | 18 | 08 | 61.11%          |
|               | B. A. S. Y. .(opt)                                  | 13                    | 13       | 08 | 05 | 100 %           |
|               | B. A. T.Y. .(opt)                                   | 05                    | 05       | 04 | 01 | 75 %            |
|               | B. A. T.Y.(main)                                    | 02                    | 02       | 01 | 01 | 100 %           |
|               | B.Sc. F.Y.(S.L.)                                    | 26                    | 26       | 21 | 05 | 66.66%          |
|               | B.Sc. S.Y.(S.L.)                                    | 07                    | 07       | 04 | 03 | 66.66%          |
| 2010-11       | B.Com F.Y.(S.L.)                                    | 14                    | 14       | 11 | 03 | 83.33%          |
|               | B. A. F. Y.(S.L.)                                   | 67                    | 67       | 50 | 17 | 96.15%          |
|               | B. A. F. Y.(opt)                                    | 54                    | 54       | 43 | 11 | 96 %            |
|               | B. A. S. Y. .(S.L.)                                 | 52                    | 52       | 33 | 19 | 89.36%          |
|               | B. A. S. Y. .(opt)                                  | 31                    | 31       | 20 | 11 | 93 %            |
|               | B. A. T.Y. .(opt)                                   | 09                    | 09       | 04 | 05 | 100 %           |
|               | B. A. T.Y.(main)                                    | 01                    | 01       | 00 | 01 | 100 %           |
|               | B.Sc. F.Y.(S.L.)                                    | 49                    | 49       | 37 | 12 | 84.61%          |

|         |                     |     |     |    |    |        |
|---------|---------------------|-----|-----|----|----|--------|
|         | B.Sc.S.Y.(S.L.)     | 13  | 13  | 11 | 02 | 90.90% |
|         | B.Com F.Y.(S.L.)    | 18  | 18  | 14 | 04 | 100%   |
|         | B.Com S.Y.(S.L.)    | 15  | 15  | 12 | 03 | 93.33% |
| 2011-12 | B. A. F. Y.(S.L.)   | 79  | 79  | 55 | 24 | 96.29% |
|         | B. A. F. Y.(opt)    | 64  | 64  | 44 | 20 | 97.72% |
|         | B. A. S. Y. .(S.L.) | 42  | 42  | 30 | 12 | 95.72% |
|         | B. A. S. Y. .(opt)  | 40  | 40  | 28 | 12 | 94.84% |
|         | B. A. T.Y. .(opt)   | 33  | 33  | 22 | 11 | 93.5 % |
|         | B. A. T.Y.(main)    | 16  | 16  | 11 | 05 | 100 %  |
|         | B.Sc.F.Y.(S.L.)     | 33  | 33  | 20 | 13 | 100%   |
|         | B.Sc.S.Y.(S.L.)     | 35  | 35  | 30 | 05 | 94.11% |
|         | B.Com F.Y.(S.L.)    | 23  | 23  | 18 | 05 | 100%   |
|         | B.Com S.Y.(S.L.)    | 19  | 19  | 15 | 04 | 89.47% |
| 2012-13 | B. A. F. Y.(S.L.)   | 49  | 49  | 30 | 19 | 100%   |
|         | B. A. F. Y.(opt)    | 56  | 56  | 39 | 17 | 90.38% |
|         | B. A. S. Y. .(S.L.) | 51  | 51  | 32 | 19 | 95.65% |
|         | B. A. S. Y. .(opt)  | 36  | 36  | 21 | 15 | 100 %  |
|         | B. A. T.Y. .(opt)   | 29  | 29  | 21 | 08 | 100 %  |
|         | B. A. T.Y.(main)    | 09  | 09  | 07 | 02 | 100 %  |
|         | B.Sc. F.Y.(S.L.)    | 41  | 41  | 31 | 10 | 94.73% |
|         | B.Sc. S.Y.(S.L.)    | 25  | 25  | 13 | 12 | 96%    |
|         | B.Com F.Y.(S.L.)    | 20  | 20  | 18 | 02 | 100%   |
|         | B.Com S.Y.(S.L.)    | 15  | 15  | 14 | 01 | 88.88% |
| 2013-14 | B. A. F. Y.(S.L.)   | 74  | 74  | 56 | 18 | 100%   |
|         | B. A. F. Y.(opt)    | 80  | 80  | 53 | 27 | 100%   |
|         | B. A. S. Y. .(S.L.) | 44  | 44  | 29 | 15 | 97.67% |
|         | B. A. S. Y. .(opt)  | 52  | 52  | 37 | 15 | 98%    |
|         | B. A. T.Y. .(opt)   | 29  | 29  | 15 | 14 | 96.42% |
|         | B. A. T.Y.(main)    | 14  | 14  | 06 | 08 | 92.30% |
|         | B.Sc. F.Y.(S.L.)    | 94  | 94  | 74 | 20 | 100%   |
|         | B.Sc. S.Y.(S.L.)    | 38  | 38  | 28 | 10 | 97.36% |
|         | B.Com F.Y.(S.L.)    | 32  | 32  | 25 | 07 | 100%   |
|         | B.Com S.Y.(S.L.)    | 16  | 16  | 14 | 02 | 93.33% |
| 2014-15 | B. A. F. Y.(S.L.)   | 115 | 115 | 73 | 42 | 100%   |
|         | B. A. F. Y.(opt)    | 87  | 87  | 51 | 36 | 94.04% |
|         | B. A. S. Y. .(S.L.) | 63  | 63  | 46 | 17 | 93.75% |
|         | B. A. S. Y. .(opt)  | 63  | 63  | 44 | 19 | 96.49% |
|         | B. A. T.Y. .(opt)   | 53  | 53  | 39 | 14 | 96 %   |
|         | B. A. T.Y.(main)    | 19  | 19  | 07 | 12 | 94.11% |
|         | B.Sc. F.Y.(S.L.)    | 109 | 109 | 84 | 25 | 96.15% |
|         | B.Sc. S.Y.(S.L.)    | 75  | 75  | 61 | 14 | 100%   |
|         | B.Com F.Y.(S.L.)    | 45  | 45  | 39 | 06 | 95. %  |
|         | B.Com S.Y.(S.L.)    | 22  | 22  | 17 | 05 | 100%   |

\*M = Male \*F = Female

## 27. Diversity of Students

| Academic Year      | Name of the Course | % of students from the same state | % of students from other States | % of students from abroad |
|--------------------|--------------------|-----------------------------------|---------------------------------|---------------------------|
| 2009-10 to 2014-15 | B. A. F. Y.        | 100%                              | Nil                             | Nil                       |
|                    | B. A. S. Y.        | 100%                              | Nil                             | Nil                       |
|                    | B. A. T. Y.        | 100%                              | Nil                             | Nil                       |

28. How many students have cleared national and state competitive examinations such as NET, SLET, GATE, Civil services, Defence services, etc.? :- **NIL**

| Sr.no. | Name of the student | Exam | Place |
|--------|---------------------|------|-------|
|--------|---------------------|------|-------|

|    |                            |           |                      |
|----|----------------------------|-----------|----------------------|
| 1. | Thorat Surendra Dadarao    | Teacher   | Patoda               |
| 2. | Balu Chagan Jadhav         | Gramsevak | Shahuwadi (Kolhapur) |
| 3. | Reshma Shafhiyoddin Sayyed | Teacher   | Dindrud              |
| 4. | Dnyaneshwar Mittu Bhujbal  | Kotwal    | Majalgaon            |

29. Student progression:-

| Sr. No. | Year    | Total No. Of students<br>At B.A. T.Y. | UG to PG<br>No. Of students | %       |
|---------|---------|---------------------------------------|-----------------------------|---------|
| 1       | 2009-10 | 05                                    | 01                          | 20 %    |
| 2       | 2010-11 | 09                                    | 02                          | 22.22 % |
| 3       | 2011-12 | 33                                    | 09                          | 27.27 % |
| 4       | 2012-13 | 29                                    | 03                          | 10.34 % |
| 5       | 2013-14 | 29                                    | 04                          | 13.79 % |
| 6       | 2014-15 | 53                                    | 10                          | 18.86 % |

30. Details of Infrastructural facilities

- a) Library :- **Central Library**  
b) Internet facilities for Staff & Students :- **Available in Department**  
c) Class rooms :- **Yes**  
d) Laboratory :- **No**

31. Number of students receiving financial assistance from college, university,  
Government or other agencies: -

| Year    | Class                         | Total Student | FP / EBC | GOI |
|---------|-------------------------------|---------------|----------|-----|
| 2009-10 | B.A/B.Sc/B.Com F.Y(S.L) =112  | 112           | 61       | 51  |
|         | B. A. F. Y. (opt) =46         | 46            | 19       | 27  |
|         | B.A/B.Sc S.Y(S.L) = 33        | 33            | 14       | 19  |
|         | B. A. S. Y. (opt)= 13         | 13            | 05       | 08  |
|         | B. A. T.Y(opt). =05           | 05            | 04       | 01  |
| 2010-11 | B.A/B.Sc/B.Com F.Y(S.L)134    | 134           | 64       | 70  |
|         | B. A. F. Y(opt). = 55         | 55            | 22       | 33  |
|         | B.A/B.Sc/B.Com S.Y(S.L) =80   | 80            | 45       | 35  |
|         | B. A. S. Y(opt). = 31         | 31            | 13       | 18  |
|         | B. A. T.Y(opt). = 09          | 09            | 03       | 06  |
| 2011-12 | B.A/B.Sc/B.Com F.Y(S.L) = 135 | 135           | 69       | 66  |
|         | B. A. F. Y. (opt) = 64        | 64            | 29       | 35  |
|         | B.A/B.Sc/B.Com S.Y(S.L) = 96  | 96            | 48       | 48  |
|         | B. A. S. Y(opt). =40          | 40            | 17       | 23  |
|         | B. A. T.Y. (opt) =33          | 33            | 16       | 17  |
| 2012-13 | B.A/B.Sc/B.Com F.Y(S.L) =110  | 110           | 57       | 53  |
|         | B. A. F. Y. (opt) =56         | 56            | 26       | 30  |
|         | B.A/B.Sc/B.Com S.Y(S.L) 91    | 91            | 47       | 44  |
|         | B. A. S. Y(opt).36            | 36            | 16       | 20  |
|         | B. A. T.Y. (opt) 29           | 29            | 15       | 14  |
| 2013-14 | B.A/B.Sc/B.Com F.Y(S.L) 200   | 200           | 115      | 85  |
|         | B. A. F. Y. (opt) 80          | 80            | 43       | 37  |

|         |                             |     |     |     |
|---------|-----------------------------|-----|-----|-----|
|         | B.A/B.Sc/B.Com S.Y(S.L) 98  | 98  | 46  | 52  |
|         | B. A. S. Y. (opt) 52        | 52  | 23  | 29  |
|         | B. A. T.Y. (opt) 29         | 29  | 14  | 15  |
| 2014-15 | B.A/B.Sc/B.Com F.Y(S.L) 269 | 269 | 133 | 136 |
|         | B. A. F. Y. (opt) 87        | 87  | 44  | 43  |
|         | B.A/B.Sc/B.Com S.Y(S.L) 160 | 160 | 89  | 71  |
|         | B. A. S. Y. (opt) 63        | 63  | 34  | 29  |
|         | B. A. T.Y. (opt) 53         | 53  | 22  | 31  |

32. Details on student enrichment programmes (special lectures / workshops / Seminar) with external experts:-

| Sr.no. | Work                        | Date                       | Place                  |
|--------|-----------------------------|----------------------------|------------------------|
| 1.     | Exam (U.S.)                 | Oct/Nov 2012 Mar /Apr 2013 | College                |
| 2.     | Exam (U.S.)                 | Oct/Nov 2013 Mar /Apr 2014 | College                |
| 3.     | Exam (U.S.)                 | Oct/Nov 2014 Mar /Apr 2015 | College                |
| 4.     | Paper setting               | 26-08-2014 to 28-08-2014   | Dr.B.A.M.U. Aurangabad |
| 5.     | Paper setting               | 04-02-2015 to 05-02-2015   | Dr.B.A.M.U. Aurangabad |
| 6.     | Evaluation of answer script | All Exam of home center    | College                |

33. Teaching methods adopted to improve student learning:

1) Use of ICT

2) Lecture Method

34. Participation in Institutional Social Responsibility (ISR) and Extension Activities :- Nil

35. SWOC analysis of the department and Future plans

\* **Strengths:** -

- 1) Good strength of students.
- 2) Good infrastructural facility.

\***Weaknesses:-**

- 1) Admitted students with very weak basic knowledge of subject.
- 2) Less present of students for lectures compared to admitted strength.

\***Opportunities:-**

- To bring the rural students in main stream of higher education.
- To implement various departmental activities for development of students.
- 3) Try to make social awakening through education.

\***Challenges:-**

- 3) To increase the present of students for lectures.
- 2) To prepare more students for higher education.

**Future plans:**

- To take more efforts to send the students for M.A. Hindi in various universities.
- To arrange popular Author lectures of eminent personalities.
- To arrange national level conference/ seminar/workshop.
- Try to start post-graduation course in Hindi.
- To increase the research activities.
- To arrange programs of departmental social responsibility.

## Evaluative Report of the Sanskrit Department

1. Name of the department :- **Sanskrit**
2. Year of Establishment :- **1996**
3. Names of Programmes / Courses offered (UG, PG, M.Phil., Ph.D., Integrated Masters; Integrated Ph.D., etc.) :- **UG**
4. Names of Interdisciplinary courses and the departments/units involved :- **Nil**
5. Annual/ semester/choice based credit system (programme wise)

| Sr.no. | Class | 2009-10  | 2010-11  | 2011-12  | 2012-13  | 2013-14  | 2014-15  |
|--------|-------|----------|----------|----------|----------|----------|----------|
| 1.     | F.Y.  | Semester | Semester | Semester | Semester | Semester | Semester |
| 2.     | S.Y.  | Annual   | Semester | Semester | Semester | Semester | Semester |
| 3.     | T.Y.  | Annual   | Annual   | Semester | Semester | Semester | Semester |

6. Participation of the department in the courses offered by other departments: **Nil**
7. Courses in collaboration with other universities, industries, foreign institutions etc :- **Nil**
8. Details of courses/programmes discontinued (if any) with reasons :- **Nil**
9. Number of teaching posts:-

| Year                 | Post Sanctioned | Post Filled |
|----------------------|-----------------|-------------|
| 2009-10              | 01              | 01 (C.H.B.) |
| 2010-11 to till Date | 01              | 01(C.H.B.)  |

10. Faculty profile with name, qualification, designation, specialization, (D.Sc./D.Litt./Ph.D. / M. Phil. etc.,)

| Name of the faculty | Qualification | Designation         | Speciali zation | No. Of Years of experience | No. of Ph.D.Students guided forthe last 4 years |
|---------------------|---------------|---------------------|-----------------|----------------------------|---|
| Shri.Age N.R..      | M. A., B.Ed,  | Assistant Professor |                 | 03MONTHS                   | NA  |

11. List of senior visiting faculty :- **Nil**
12. Percentage of lectures delivered and practical classes handled (programme wise)by temporary faculty :- **100 %**
13. Student -Teacher Ratio (programme wise)

| Year    | Total number of students class wise  | Total No. of students Program wise | Student Teacher Ratio |
|---------|--|------------------------------------|-----------------------|
| 2009-10 | B.A/B.Sc/B.Com F.Y(S.L) 111<br>B.A/B.Sc S.Y(S.L) 113<br>B. A. F. Y. (opt) 09<br>B. A. S. Y. (opt) 03<br>B. A. T.Y(opt). 07   | 243:1                              | 243 :1                |
| 2010-11 | B.A/B.Sc/B.Com F.Y(S.L)128<br>B.A/B.Sc/B.Com S.Y(S.L) 84<br>B. A. F. Y(opt). 04<br>B. A. S. Y(opt). 07<br>B. A. T.Y(opt). 01 | 224 :1                             | 224 :1                |



|         |   |        |       |
|---------|---|--------|-------|
| 2011-12 | B.A/B.Sc/B.Com F.Y(S.L) 70<br>B.A/B.Sc/B.Com S.Y(S.L) 113<br>B. A. F. Y. (opt) 04<br>B. A. S. Y(opt). 03<br>B. A. T.Y. (opt) 07 | 197:1  | 197:1 |
| 2012-13 | B.A/B.Sc/B.Com F.Y(S.L) 48<br>B.A/B.Sc/B.Com S.Y(S.L) 56<br>B. A. F. Y. (opt) -<br>B. A. S. Y(opt).2<br>B. A. T.Y. (opt) 2      | 108 :1 | 108:1 |
| 2013-14 | B.A/B.Sc/B.Com F.Y(S.L) 52<br>B.A/B.Sc/B.Com S.Y(S.L) 52<br>B. A. F. Y. (opt) 04<br>B. A. S. Y. (opt) -<br>B. A. T.Y. (opt) 02  | 110:1  | 110:1 |
| 2014-15 | B.A/B.Sc/B.Com F.Y(S.L) 51<br>B.A/B.Sc/B.Com S.Y(S.L) 44<br>B. A. F. Y. (opt) 1<br>B. A. S. Y. (opt) --<br>B. A. T.Y. (opt) --  | 96:1   | 96:1  |

14. Number of academic support staff (technical) and administrative staff;

Sanctioned and filled :- **Nil**

15. Qualifications of teaching faculty with D.Sc/ D.Litt./ Ph.D./ M.Phil / PG.

| Sr. No. | Name of the faculty | Qualification |
|---------|---------------------|---------------|
| 1.      | Shri. Age N.R.      | M. A., B.Ed., |

16. Number of faculty with ongoing projects from a) National b) International

Funding agencies and grants received :- **Nil**

17. Departmental projects funded by DST - FIST; DBT, ICSSR, etc. and total grants received :- **Nil**

18. Research Centre /facility recognized by the University :- **Nil**

19. Publications: - **Nil**

20. Areas of consultancy and income generated :- **Nil**

21. Faculty as members in

a) National Committees :- **Nil**

b) International Committees :- **Nil**

c) Editorial Board :- **Nil**

22. Student projects

a. Percentage of students who have done in-house projects including inter Departmental / programme :- **Nil**

b. Percentage of students placed for projects in organizations outside the institution i.e.in Research laboratories/Industry/ other agencies :- **Nil**

23. Awards / Recognitions received by faculty: - **Nil**

24. List of eminent academicians and scientists / visitors to the department:-

| Sr. No | Name of the Person | College                            | Year | Place/University       |
|--------|--------------------|------------------------------------|------|------------------------|
| 1.     | Sonnar L.N         | Siddheshwar College ,<br>Majalgaon | 2010 | Majalgaon              |
| 2.     | Padmakar Patwari   | Siddheshwar Ma. Vidyalaya          | 2011 | Majalgaon              |
| 3      | Udayrao Kulkarni   | Sidheshwar Ma. Vidyalaya           | 2011 | Majalgao               |
| 4.     | Arunrao Chavhan    | Mahila Mahavidyalaya, Parali       | 2012 | Dr. B.A.M.U Aurangabad |

|     |                           |                                    |      |                        |
|-----|---------------------------|------------------------------------|------|------------------------|
| 5.  | Janardhan Patwari         | Siddheshwar College ,<br>Majalgaon | 2013 | Majalgaon              |
| 6.  | Dr. Nayankumar<br>Acharya | Vaidyanath College Parali          | 2013 | Dr. B.A.M.U Aurangabad |
| 7.  | Jayprakash Malwade        | MCM College, Majalgaon             | 2013 | Dr. B.A.M.U Aurangabad |
| 8.  | Adinath Kundakar          | Siddheshwar Ma. Vidyalaya          | 2013 | Majalgaon              |
| 9.  | Pranav Paytwari           | Tilak Vidyapith Pune               | 2014 | Pune University Pune   |
| 10. | Sureshchandra Nelage      | Siddheshwar College ,<br>Majalgaon | 2014 | Dr. B.A.M.U Aurangabad |
| 11. | Avinashaji Gohad          | Sanskrit Bharati Prantmantri,      | 2015 | Parbhani               |

25. Seminars/ Conferences/Workshops organized & the source of funding: - **Nil**

26. Student profile programme/course wise:

| Academic<br>Year | Name of the<br>Course/programme (refer<br>question no. 4) | Applications<br>received | Selected | M  | F  | Result<br>Pass (%) |
|------------------|---|--------------------------|----------|----|----|--------------------|
| 2009-10          | B. A. F. Y.(S.L.)   | 22                       | 22       | 16 | 06 | 68.18              |
|                  | B. A. F. Y.(opt)  | 09                       | 09       | 05 | 04 | 88.88              |
|                  | B. A. S. Y. .(S.L.)                                       | 12                       | 12       | 08 | 04 | 50.00              |
|                  | B. A. S. Y. .(opt)  | 06                       | 06       | 02 | 04 | 50.00              |
|                  | B. A. T.Y. .(opt)   | 07                       | 07       | 04 | 03 | 42.85              |
|                  | B. A. T.Y.(main)  | --                       | --       | -- | —  | -                  |
|                  | B.Sc.F.Y.(S.L.)   | 59                       | 59       | 40 | 19 | 76.27              |
|                  | B.Sc.S.Y.(S.L.)   | 87                       | 87       | 58 | 29 | 68.96              |
|                  | B.Com F.Y.(S.L.)  | 30                       | 30       | 23 | 07 | 56.77              |
|                  | B.Com S.Y.(S.L.)  | 11                       | 11       | 10 | 01 | 36.36              |
| 2010-11          | B. A. F. Y.(S.L.)   | 20                       | 20       | 14 | 06 | 50.00              |
|                  | B. A. F. Y.(opt)  | 04                       | 04       | 03 | 01 | 50.00              |
|                  | B. A. S. Y. .(S.L.)                                       | 16                       | 16       | 12 | 04 | 87.50              |
|                  | B. A. S. Y. .(opt)  | 07                       | 07       | 05 | 02 | 57.14              |
|                  | B. A. T.Y. .(opt)   | 01                       | 01       | -  | 01 | 100.00             |
|                  | B. A. T.Y.(main)  | -                        | -        | -  | -  | -                  |
|                  | B.Sc.F.Y.(S.L.)   | 85                       | 85       | 63 | 22 | 90.58              |
|                  | B.Sc.S.Y.(S.L.)   | 48                       | 48       | 31 | 17 | 81.25              |
|                  | B.Com F.Y.(S.L.)  | 23                       | 23       | 20 | 03 | 69.56              |
|                  | B.Com S.Y.(S.L.)  | 22                       | 22       | 11 | 11 | 54.54              |
| 2011-12          | B. A. F. Y.(S.L.)   | 19                       | 19       | 10 | 09 | 68.42              |
|                  | B. A. F. Y.(opt)  | 04                       | 04       | 03 | 01 | 50.00              |
|                  | B. A. S. Y. .(S.L.)                                       | 10                       | 10       | 06 | 04 | 100.00             |
|                  | B. A. S. Y. .(opt)  | 03                       | 03       | 01 | 02 | 66.66              |
|                  | B. A. T.Y. .(opt)   | 07                       | 07       | 04 | 03 | 85.71              |
|                  | B. A. T.Y.(main)  | -                        | -        | -  | -  | -                  |
|                  | B.Sc.F.Y.(S.L.)   | 46                       | 46       | 23 | 23 | 82.60              |
|                  | B.Sc.S.Y.(S.L.)   | 86                       | 86       | 57 | 29 | 88.37              |
|                  | B.Com F.Y.(S.L.)  | 05                       | 05       | 05 | -  | 60.00              |
|                  | B.Com S.Y.(S.L.)  | 17                       | 17       | 16 | 01 | 58.85              |

|         |                     |    |    |    |    |        |
|---------|---------------------|----|----|----|----|--------|
| 2012-13 | B. A. F. Y.(S.L.)   | 02 | 02 | 01 | 01 | 50.00  |
|         | B. A. F. Y.(opt)    | -  | -  | -  | -  | -      |
|         | B. A. S. Y. .(S.L.) | 15 | 15 | 08 | 07 | 80.00  |
|         | B. A. S. Y. .(opt)  | 02 | 02 | 02 | -  | 50.00  |
|         | B. A. T.Y. .(opt)   | 02 | 02 | 01 | 01 | 50.00  |
|         | B. A. T.Y.(main)    | -  | -  | -  | -  | -      |
|         | B.Sc.F.Y.(S.L.)     | 29 | 29 | 17 | 12 | 86.20  |
|         | B.Sc.S.Y.(S.L.)     | 35 | 35 | 17 | 18 | 80.00  |
|         | B.Com F.Y.(S.L.)    | 17 | 17 | 10 | 07 | 94.11  |
|         | B.Com S.Y.(S.L.)    | 06 | 06 | 06 | -  | 66.66  |
| 2013-14 | B. A. F. Y.(S.L.)   | 11 | 11 | 05 | 06 | 72.72  |
|         | B. A. F. Y.(opt)    | 04 | 04 | 03 | 01 | 50.00  |
|         | B. A. S. Y. .(S.L.) | 01 | 01 | -  | 01 | 100.00 |
|         | B. A. S. Y. .(opt)  | -  | -  | -  | -  | -      |
|         | B. A. T.Y. .(opt)   | 02 | 02 | 02 | -  | 50.00  |
|         | B. A. T.Y.(main)    | -  | -  | -  | -  | -      |
|         | B.Sc.F.Y.(S.L.)     | 36 | 36 | 21 | 15 | 77.77  |
|         | B.Sc.S.Y.(S.L.)     | 34 | 34 | 19 | 15 | 72.22  |
|         | B.Com F.Y.(S.L.)    | 05 | 05 | 02 | 03 | 80.00  |
|         | B.Com S.Y.(S.L.)    | 17 | 17 | 12 | 05 | 94.11  |
| 2014-15 | B. A. F. Y.(S.L.)   | 01 | 01 | 01 | -  | 100.00 |
|         | B. A. F. Y.(opt)    | 01 | 01 | 01 | -  | 100.00 |
|         | B. A. S. Y. .(S.L.) | 07 | 07 | 03 | 04 | 71.42  |
|         | B. A. S. Y. .(opt)  | -  | -  | -  | -  | -      |
|         | B. A. T.Y. .(opt)   | -  | -  | -  | -  | -      |
|         | B. A. T.Y.(main)    | -  | -  | -  | -  | -      |
|         | B.Sc.F.Y.(S.L.)     | 35 | 35 | 24 | 11 | 77.14  |
|         | B.Sc.S.Y.(S.L.)     | 32 | 32 | 18 | 14 | 78.12  |
|         | B.Com F.Y.(S.L.)    | 15 | 15 | 09 | 06 | 80.00  |
|         | B.Com S.Y.(S.L.)    | 05 | 05 | 02 | 03 | 60.00  |

\*M = Male \*F = Female

## 27. Diversity of Students

| Academic Year   | Name of the Course | % of students from the same state | % of students from other States | % of students from abroad |
|-----------------|--------------------|-----------------------------------|---------------------------------|---------------------------|
| 2009-10 2014-15 | B. A. F. Y.        | 100%                              | Nil                             | Nil                       |
|                 | B. A. S. Y.        | 100%                              | Nil                             | Nil                       |
|                 | B. A. T. Y.        | 100%                              | Nil                             | Nil                       |

28. How many students have cleared national and state competitive examinations such as NET, SLET, GATE, Civil services, Defence services, etc.? :- **NIL**

29. Student progression:-

| Sr. No. | Year    | Toatal No. Of students At B.A. T.Y. | UG to PG No. Of students | %     |
|---------|---------|-------------------------------------|--------------------------|-------|
| 1       | 2009-10 | 7                                   | 2                        | 28.57 |
| 2       | 2010-11 | 1                                   | -                        |       |
| 3       | 2011-12 | 7                                   | 3                        | 42.85 |
| 4       | 2012-13 | 2                                   | 1                        | 50.00 |
| 5       | 2013-14 | 2                                   | 1                        | 50.00 |
| 6       | 2014-15 |                                     |                          |       |

30. Details of Infrastructural facilities

a) Library :- **Central Library**

b) Internet facilities for Staff & Students :- **Yes**

c) Class rooms :- **Yes**

d) Laboratory :- **No**

31. Number of students receiving financial assistance from college, university, government or other agencies:

| Year    | Class                   | Total Student | FP / EBC | GOI |
|---------|-------------------------|---------------|----------|-----|
| 2009-10 | B.A/B.Sc/B.Com F.Y(S.L) | 111           | 69       | 42  |
|         | B. A. F. Y. (opt)       | 09            | 04       | 05  |
|         | B.A/B.Sc S.Y(S.L)       | 113           | 68       | 45  |
|         | B. A. S. Y. (opt)       | 03            | 02       | 1   |
|         | B. A. T.Y(opt).         | 07            | 04       | 3   |
| 2010-11 | B.A/B.Sc/B.Com F.Y(S.L) | 128           | 81       | 47  |
|         | B. A. F. Y(opt).        | 04            | 04       | -   |
|         | B.A/B.Sc/B.Com S.Y(S.L) | 84            | 54       | 30  |
|         | B. A. S. Y(opt).        | 07            | 03       | 4   |
|         | B. A. T.Y(opt).         | 01            | 01       | -   |
| 2011-12 | B.A/B.Sc/B.Com F.Y(S.L) | 70            | 45       | 25  |
|         | B. A. F. Y. (opt)       | 04            | 01       | 3   |
|         | B.A/B.Sc/B.Com S.Y(S.L) | 113           | 77       | 36  |
|         | B. A. S. Y(opt).        | 03            | 02       | 1   |
|         | B. A. T.Y. (opt)        | 07            | 04       | 3   |
| 2012-13 | B.A/B.Sc/B.Com F.Y(S.L) | 48            | 35       | 13  |
|         | B. A. F. Y. (opt)       | --            | -        | -   |
|         | B.A/B.Sc/B.Com S.Y(S.L) | 56            | 39       | 17  |
|         | B. A. S. Y(opt)         | 02            | 01       | 1   |
|         | B. A. T.Y. (opt)        | 02            | 02       | -   |
| 2013-14 | B.A/B.Sc/B.Com F.Y(S.L) | 52            | 33       | 19  |
|         | B. A. F. Y. (opt)       | 04            | -        | 4   |
|         | B.A/B.Sc/B.Com S.Y(S.L) | 52            | 38       | 14  |
|         | B. A. S. Y. (opt)       | -             | -        | -   |
|         | B. A. T.Y. (opt)        | 02            | 01       | 1   |
| 2014-15 | B.A/B.Sc/B.Com F.Y(S.L) | 51            | 35       | 16  |
|         | B. A. F. Y. (opt)       | 1             | -        | 1   |
|         | B.A/B.Sc/B.Com S.Y(S.L) | 44            | 28       | 16  |
|         | B. A. S. Y. (opt)       | -             | -        | -   |
|         | B. A. T.Y. (opt)        | -             | -        | -   |

32. Details on student enrichment programmes (special lectures / workshops / seminar) with external experts :- **Nil**

33. Teaching methods adopted to improve student learning:

**1) Lecture Method**

34. Participation in Institutional Social Responsibility (ISR) and Extension Activities :- **Nil**

35. SWOC analysis of the department and Future plans

**Strengths: -**

- Good strength of students.
- Good infrastructural facility.

**Weaknesses:-**

- Admitted students very weak basic knowledge of subject.
- Less presently of students for lectures compared to admitted strength.

**Opportunities:-**

- To bring the rural students in main stream of higher education.
- To implement various departmental activities for development of students.
- Try to make social awakening through education.

**Challenges:-**

- To increase the presenty of students for lectures.
- To prepare more students for higher education in the subject.

**Future plans:**

- To take more efforts to send the students for M.A. Sanskrit in various universities.
- To arrange popular Author lectures of eminent personalities.
- To arrange national level conference/ seminar/workshop.
- Try to start post graduation course in Sanskrit.
- To increase the research activities.
- To arrange programs of departmental social responsibility.

## Evaluatie Report Of The Sociology Departments

1. Name of the department: **SOCIOLOGY**
2. Year of Establishment: **1996**
3. Names of Programmes / Courses offered (UG, PG, M.Phil., Ph.D., Integrated Masters; Integrated Ph.D.,etc.): **-UG- B.A.**
4. Names of Interdisciplinary courses and the departments/units involved -NIL
5. Annual/semester/choice based credit system (programme wise)

| Sr.No. | Year                      | programme | Annual/semester |
|--------|---------------------------|-----------|-----------------|
| 1      | 2009-2010                 | B.A.F.Y.  | Semester        |
|        |                           | B.A.S.Y.  | Annual          |
|        |                           | B.A.T.Y.  | Annual          |
| 2      | 2010-2011                 | B.A.F.Y.  | Semester        |
|        |                           | B.A.S.Y.  | Semester        |
|        |                           | B.A.T.Y.  | Annual          |
| 3      | 2011-2012 to till to date | B.A.F.Y.  | Semester        |
|        |                           | B.A.S.Y.  | Semester        |
|        |                           | B.A.T.Y.  | Semester        |

6. Participation of the department in the courses offered by other departments: **Nil**
7. Courses in collaboration with other universities, industries, foreign institutions, etc: **Nil**
8. Details of courses / programmes discontinued (if any) with reasons: **Nil**
9. Number of teaching posts

| Sr.No. | Posts                | Sanctioned | Filled     |
|--------|----------------------|------------|------------|
| 1      | Professors           | <b>Nil</b> | <b>Nil</b> |
| 2      | Associate Professors | <b>Nil</b> | <b>Nil</b> |
| 3      | Asst. Professors     | 01         | 01         |
| 4.     | <b>CHB</b>           | 01         | 01         |

10. Faculty profile with name, qualification, designation, specialization, (D.Sc./D.Litt./Ph.D./M.Phil.etc.,)

| Name              | Qualification | Designation     | Specialization | No.of Years of Experience | No.of Ph.D .Students guided for the last 4 years |
|-------------------|---------------|-----------------|----------------|---------------------------|--|
| Prof. Shinde N.B. | M.A.          | Asst.Professors | =====          | 16 Years -UG              | Nil  |
| Prof. Shinde R.R. | M.A.          | Asst.Professors | =====          | 02 Years-UG               | Nil  |

11. List of senior visiting faculty: **Nil**
12. Percentage of lectures delivered and practical classes handled (programme wise by temporary faculty: **Nil**
13. Student-Teacher Ratio (programme wise)

| Sr. No. | Year      | Total Number of Students Class wise |     | Total Number of Students Program wise | Students Teacher Ratio |
|---------|-----------|-------------------------------------|-----|---------------------------------------|------------------------|
| 1       | 2009-2010 | B.A.F.Y.                            | 60  | 147                                   | 73.50:1                |
|         |           | B.A.S.Y.                            | 48  |                                       |                        |
|         |           | B.A.T.Y.                            | 39  |                                       |                        |
| 2       | 2010-2011 | B.A.F.Y.                            | 61  | 148                                   | 74:1                   |
|         |           | B.A.S.Y.                            | 48  |                                       |                        |
|         |           | B.A.T.Y.                            | 39  |                                       |                        |
| 3       | 2011-2012 | B.A.F.Y.                            | 70  | 158                                   | 79:1                   |
|         |           | B.A.S.Y.                            | 47  |                                       |                        |
|         |           | B.A.T.Y.                            | 41  |                                       |                        |
| 4       | 2012-2013 | B.A.F.Y.                            | 54  | 132                                   | 66.:1                  |
|         |           | B.A.S.Y.                            | 42  |                                       |                        |
|         |           | B.A.T.Y.                            | 36  |                                       |                        |
| 5       | 2013-2014 | B.A.F.Y.                            | 97  | 191                                   | 95.50:1                |
|         |           | B.A.S.Y.                            | 53  |                                       |                        |
|         |           | B.A.T.Y.                            | 41  |                                       |                        |
| 6       | 2014-2015 | B.A.F.Y.                            | 105 | 240                                   | 120:1                  |
|         |           | B.A.S.Y.                            | 78  |                                       |                        |
|         |           | B.A.T.Y.                            | 57  |                                       |                        |

14. Number of academic support staff (technical) and administrative staff; sanctioned and filled; NIL
15. Qualifications of teaching faculty with D.Sc. / D. Lit. /Ph.D. /MPhil/PG.

| Sr.No | Name teaching faculty | Qualification |
|-------|-----------------------|---------------|
| 1     | Prof. Shinde N.B.     | M.A.          |
| 2     | Prof. Shinde R.R.     | M.A.          |

16. Number of faculty with ongoing projects from a) National b) International funding agencies and grants received-Nil
17. Departmental projects funded by DST-FIST; UGC, DBT, ICSSR, etc. and total grants received- NIL
18. Research Centre / facility recognized by the University: Nil
19. Publications:  
 \* a) Publication per faculty  
 1) Prof. Shinde N.B.- 05 Paper  
 Number of papers published in peer reviewed journals (national /international) by faculty and students
20. Areas of consultancy and income generated; Nil
21. Faculty as members in  
 a) National committees: Nil  
 b) International Committees: Nil  
 c) Editorial Boards....Nil

22. Student projects

- a) Percentage of students who have done in-house projects including interdepartmental/programme: Nil  
b) Percentage of students placed for projects in organizations outside the institution i.e. in Research laboratories/Industry/ other agencies: Nil

23. Awards/Recognitions received by faculty and students

- 1) Prof. Shinde N.B.- Best research paper award of the year-2009-10 by National Journal Research link.

24. List of eminent academicians and scientists / visitors to the department-nil

25. Seminars / Conferences / Workshops organized & the source of funding

- a) National- Nil

- b) International: Nil

26. Student profile programme / course wise:

| Sr. No. | Year      | Name of the Course / programme<br>(refer question no. 4) |     | Applications received | Selected | Enrolled |    | Pass percentage |
|---------|-----------|--|-----|-----------------------|----------|----------|----|-----------------|
|         |           |  |     |                       |          | *M       | *F |                 |
| 1       | 2009-2010 | B.A.F.Y.   | 60  | 60                    | 60       | 33       | 27 | 80.39%          |
|         |           | B.A.S.Y.   | 48  | 48                    | 48       | 29       | 19 | 91.66%          |
|         |           | B.A.T.Y.   | 39  | 39                    | 39       | 21       | 18 | 85.00%          |
| 2       | 2010-2011 | B.A.F.Y.   | 65  | 65                    | 65       | 41       | 24 | 91.37%          |
|         |           | B.A.S.Y.   | 42  | 42                    | 42       | 18       | 24 | 73.68%          |
|         |           | B.A.T.Y.   | 10  | 10                    | 10       | 04       | 06 | 70.00%          |
| 3       | 2011-2012 | B.A.F.Y.   | 61  | 61                    | 61       | 40       | 21 | 95.08.%         |
|         |           | B.A.S.Y.   | 48  | 48                    | 48       | 29       | 19 | 93.75%          |
|         |           | B.A.T.Y.   | 39  | 39                    | 39       | 21       | 18 | 84.87%          |
| 4       | 2012-2013 | B.A.F.Y.   | 54  | 54                    | 54       | 29       | 25 | 91.83%          |
|         |           | B.A.S.Y.   | 42  | 42                    | 42       | 25       | 17 | 72.05%          |
|         |           | B.A.T.Y.   | 36  | 36                    | 36       | 25       | 11 | 97.22%          |
| 5       | 2013-2014 | B.A.F.Y.   | 97  | 97                    | 97       | 52       | 45 | 94%             |
|         |           | B.A.S.Y.   | 53  | 53                    | 53       | 30       | 23 | 96%             |
|         |           | B.A.T.Y.   | 41  | 41                    | 41       | 20       | 21 | 92%             |
| 6       | 2014-2015 | B.A.F.Y.   | 105 | 105                   | 105      | 53       | 52 | 91.66%          |
|         |           | B.A.S.Y.   | 78  | 78                    | 78       | 42       | 36 | 93.50 %         |
|         |           | B.A.T.Y.   | 57  | 57                    | 57       | 37       | 29 | 89.09%          |

\*M=Male \*F=Female



27. Diversity of Students

| Name of the Course<br>B .A. Sociology | %of students from the same state | % of students from other States | % of students from abroad |
|---------------------------------------|----------------------------------|---------------------------------|---------------------------|
| 2009-10                               | 100/.                            | Nil                             | Nil                       |
| 2010-11                               | 100/.                            | Nil                             | Nil                       |
| 2011-12                               | 100/.                            | Nil                             | Nil                       |
| 2012-13                               | 100/.                            | Nil                             | Nil                       |
| 2013-14                               | 100/.                            | Nil                             | Nil                       |

28. How many students have cleared national and state competitive examinations such as NET, SLET, GATE, Civil services, Defense services, etc.?

29. Student progression

| Student progression  | Against%enrolled |
|--|------------------|
| UGtoPG   | 11%              |
| PGtoM.Phil.  | 1%               |
| PGtoPh.D.  | Nil              |
| Ph.D.to Post-Doctoral  | Nil              |
| <b>Employed</b><br>•Campus selection<br>•Other than campus recruitment | NIL              |
| Entrepreneurship/Self-employment                                       |                  |

30. Details of Infrastructural facilities a) Library; Central library

b) Internet facilities for Staff & Students; YES

c) Class rooms with ICT facility Common ICT Room is available)

d) Laboratories: Nil

31. Number of students receiving financial assistance from college, university, Government or other agencies

|   | Year      | Class    | Total student | EBC | GOI |
|---|-----------|----------|---------------|-----|-----|
| 1 | 2009-2010 | B.A.F.Y. | 60            | 27  | 33  |
|   |           | B.A.S.Y. | 48            | 22  | 26  |
|   |           | B.AT.Y.  | 39            | 16  | 23  |
| 2 | 2010-2011 | B.A.F.Y. | 65            | 27  | 38  |
|   |           | B.A.S.Y. | 42            | 20  | 22  |
|   |           | B.A.T.Y. | 10            | 05  | 05  |
| 3 | 2011-2012 | B.A.F.Y. | 61            | 30  | 31  |
|   |           | B.A.S.Y. | 48            | 20  | 28  |
|   |           | B.A.T.Y. | 39            | 19  | 20  |
| 4 | 2012-2013 | B.A.F.Y. | 54            | 23  | 31  |
|   |           | B.A.S.Y. | 42            | 17  | 25  |

|   |           |          |     |    |    |
|---|-----------|----------|-----|----|----|
|   |           | B.A.T.Y. | 36  | 17 | 19 |
| 5 | 2013-2014 | BA.F.Y.  | 97  | 52 | 45 |
|   |           | B.A.S.Y. | 53  | 22 | 31 |
|   |           | BA.T.Y.  | 41  | 19 | 22 |
| 6 | 2014-2015 | B.A.F.Y. | 105 | 50 | 55 |
|   |           | B.A.S.Y. | 78  | 42 | 36 |
|   |           | B.A.T.Y. | 57  | 21 | 36 |

32. Details on student enrichment programmes (special lectures /workshops / Seminar) with external experts-nil
33. Teaching methods adopted to improve student learning lecture, ICT, PPT, and Group Discussion
34. Participation in Institutional Social Responsibility (ISR) and Extension activities; Yes Department of sociology student participated Clean Godavari in Manjrath in tq.Majalgaon
35. SWOC analysis of the department and Future plans
- 1, **Strengths:** 1} Qualified and competent faculties.  
2} various curriculum and Co-curriculum activities are organized under ‘Sociology Study Circle.’
2. **Weaknesses:** 1} Students’ enrollment is not encouraging.  
2} Insufficient additional study material.
3. **Opportunities:** Guidance to student for competitive examination with the subject of Sociology.
4. **Challenges:-** 1) To increase students enrollment for the subject Sociology.  
2) Depression of students towards conventional courses.  
3) To develop awareness among the students about the subject Sociological approaches.

#### **5. Future plans:-**

- To provide information and communication technology effectively.
- To arrange students visits to Tribal areas.
- To motivate the students to appear in the competitive examination with the subject Sociology.
- To organize National level seminar.

## Evaluative Report Of The History Departments

1. Name of the department: **HISTORY**
2. Year of Establishment: 1996
3. Names of Programmes/Courses offered (UG, PG, M.Phil.,Ph.D.)  
Integrated Masters; Integrated Ph.D., etc.): **–UG - B.A.**
4. Names of Interdisciplinary courses and the departments/units involved -NIL
5. Annual/semester/choice based credit system (programme wise)

| Sr .No. | Year                   | programme | Annual/semester |
|---------|------------------------|-----------|-----------------|
| 1       | 2009-2010              | B.A.F.Y.  | Semester        |
|         |                        | B.A.S.Y   | Annual          |
|         |                        | B.A.T.Y   | Annual          |
| 2       | 2010-2011              | B.A.F.Y.  | Semester        |
|         |                        | B.A.S.Y.  | Semester        |
|         |                        | B.A.T.Y.  | Annual          |
| 3       | 2011-2012<br>2014-2015 | B.A.F.Y.  | Semester        |
|         |                        | B.A.S.Y.  | Semester        |
|         |                        | B.A.T.Y.  | Semester        |

6. Participation of the department in the courses offered by other departments: **Nil**
7. Courses in collaboration with other universities, industries, foreign institutions, etc.:  
**Nil**
8. Details of courses/ programmes discontinued (if any) with reasons: **Nil**
9. Number of teaching posts

| Sr.No. | Posts               | Sanctioned | Filled     |
|--------|---------------------|------------|------------|
| 1      | Professors          | <b>Nil</b> | <b>Nil</b> |
| 2      | AssociateProfessors | <b>Nil</b> | <b>Nil</b> |
| 3      | Asst.Professors     | 02         | 02         |

- 10 Faculty profile with name, qualification, designation, specialization,  
(D.Sc./D.Litt./Ph.D./M. Phil.etc.,)

| Name          | Qualification    | Designation     | Speciali<br>zation | No.ofYears of<br>Experience | No.ofPh.D.<br>Students<br>Guided for the<br>Last4years |
|---------------|------------------|-----------------|--------------------|-----------------------------|--|
| Phasale G. P. | M.A.SET          | Asst. Professor | =====              | 16 Years -UG                | Nil  |
| Dr. Malu K.K. | M.A.SET<br>Ph.D. | Asst. Professor | =====              | 17 Years-UG                 | Nil  |

11. List of senior visiting faculty: **Nil**
12. Percentage of lectures delivered and practical classes handled (programme wise)  
by temporary faculty): **Nil**

13. Student-Teacher Ratio (programme wise)

| Sr. No. | Year      | Total Number of Students Class wise |    | Total Number of Students Programme wise | Students Teacher Ratio |
|---------|-----------|-------------------------------------|----|---|------------------------|
| 1       | 2009-2010 | B.A.F.Y.                            | 64 | 161                                     | 80.50:1                |
|         |           | B.A.S.Y.                            | 47 |   |                        |
|         |           | B.A.T.Y.                            | 50 |   |                        |
| 2       | 2010-2011 | B.A.F.Y.                            | 65 | 125                                     | 62.50:1                |
|         |           | B.A.S.Y.                            | 49 |   |                        |
|         |           | B.A.T.Y.                            | 11 |   |                        |
| 3       | 2011-2012 | B.A.F.Y.                            | 63 | 160                                     | 80:1                   |
|         |           | B.A.S.Y.                            | 47 |   |                        |
|         |           | B.A.T.Y.                            | 50 |   |                        |
| 4       | 2012-2013 | B.A.F.Y.                            | 53 | 136                                     | 68.:1                  |
|         |           | B.A.S.Y.                            | 41 |   |                        |
|         |           | B.A.T.Y.                            | 42 |   |                        |
| 5       | 2013-2014 | B.A.F.Y.                            | 93 | 174                                     | 87:1                   |
|         |           | B.A.S.Y.                            | 41 |   |                        |
|         |           | B.A.T.Y.                            | 40 |   |                        |
| 6       | 2014-2015 | B.A.F.Y.                            | 91 | 196                                     | 98:1                   |
|         |           | B.A.S.Y.                            | 64 |   |                        |
|         |           | B.A.T.Y.                            | 41 |   |                        |

14. Number of academic support staff (technical) and administrative staff; sanctioned and filled; NIL

15. Qualifications of teaching faculty with D.Sc. /D. Lit. / Ph.D. / MPhil / PG.

| Sr. No | Name teaching faculty | Qualification   |
|--------|-----------------------|-----------------|
| 1      | Phasale G.P.          | M.A,SET         |
| 2      | Dr. Malu K.K.         | M.A, SET. Ph.D. |

16. Number of faculty with ongoing projects from a) National b) International funding agencies and grants received- Nil

17. Departmental projects funded by DST-FIST; UGC, DBT, ICSSR, etc. and total grants received- TWO

| Sr. No | Faculty       | Title   | Amount   | Year    |
|--------|---------------|---|----------|---------|
| 1      | Phasale G.P.  | Rajarshi shahu Mharajanche Aarakshan va sadhyastithi ;Ek abhyas | 1,40,000 | 2014-15 |
| 2      | Dr. Malu K.K. | Bhakti Sampradacha beed zilacha samajawar zalela Prabhav        | 1,35,000 | 2014-15 |

18. Research Centre /facility recognized by the University: Nil

19. Publications:

a) Publication per faculty

4) Prof. Phasale G.P.:- 06 Paper

- 5) Dr. Malu K.K. : 07 paper  
Number of papers published in peer reviewed journals (national / international ) by faculty and students

20. Areas of consultancy and income generated; **Nil**

21. Faculty as members in

- a) National committees: **Nil**  
b) International Committees: **Nil**  
c) Editorial Boards.... **Nil**

22. Student projects

- a) Percentage of students who have done in -house projects including interdepartmental/ programme: **Nil**  
b) Percentage of students placed for projects in organizations outside the institution i.e.in Research laboratories /Industry / other agencies: **Nil**

23. Awards/ Recognitions received by faculty and students

1) Phasale G.P.: Swami Ramanand Terth National award by Babu Jagjivan Ram kala sanskruti & sahitya akadami, Delhi- 2015

2) Dr. MaluK.K.:-- NAB National award  
Rotrey club Majalgaon best teacher award  
P.G. teacher Recognition

24. List of eminent academicians and scientists/visitors to the department

| Sr.No. | Name of the eminent Personality | Designation/contribution             |
|--------|---------------------------------|--------------------------------------|
| 1      | Dr. Kiran Deshmukah             | Research Guide                       |
| 2      | Dr. Sharad Hebalkar             | President, Itihas sankalan samitee   |
| 3      | Dr. V.L. Dharurkar              | Delhi                                |
| 4      | Dr.U.C. Rathod                  | Director ASC Aurangabad<br>Professor |

25. Seminars/Conferences/Workshops organized & the source of funding

a) National: - National seminar on Thoughts of Dr. Babasaheb Ambedkar

b) International: - Nil

26. Student profile programme /course wise:

| Sr. No. | Year      | Name of the Course / programme (refer question no. 4) | Applications received | Selected | Enrolled |    | Pass percentage |
|---------|-----------|---|-----------------------|----------|----------|----|-----------------|
|         |           |   |                       |          | *M       | *F |                 |
| 1       | 2009-2010 | B.A.F.Y.  | 64                    | 64       | 41       | 23 | 89.06%          |
|         |           | B.A.S.Y.  | 47                    | 47       | 30       | 17 | 85.10%          |
|         |           | B.A.T.Y.  | 50                    | 50       | 34       | 16 | 86.00%          |
| 2       | 2010-2011 | B.A.F.Y.  | 65                    | 65       | 43       | 22 | 92.30%          |
|         |           | B.A.S.Y.  | 49                    | 49       | 30       | 19 | 89.79%          |
|         |           | B.A.T.Y.  | 11                    | 11       | 07       | 04 | 81.81%          |

|   |           |          |    |    |    |    |        |
|---|-----------|----------|----|----|----|----|--------|
| 3 | 2011-2012 | B.A.F.Y. | 63 | 63 | 39 | 24 | 93.65% |
|   |           | B.A.S.Y. | 47 | 47 | 30 | 17 | 82.97% |
|   |           | B.A.T.Y. | 50 | 50 | 34 | 16 | 84.00% |
| 4 | 2012-2013 | B.A.F.Y. | 53 | 53 | 32 | 21 | 94.33% |
|   |           | B.A.S.Y. | 41 | 41 | 20 | 21 | 92.68% |
|   |           | B.A.T.Y. | 42 | 42 | 27 | 15 | 85.71% |
| 5 | 2013-2014 | B.A.F.Y. | 93 | 93 | 64 | 29 | 95.69% |
|   |           | B.A.S.Y. | 41 | 41 | 26 | 15 | 87.80% |
|   |           | B.A.T.Y. | 40 | 40 | 17 | 23 | 80.00% |
| 6 | 2014-2015 | B.A.F.Y. | 91 | 91 | 60 | 31 | 94.50% |
|   |           | B.A.S.Y. | 64 | 64 | 49 | 15 | 90.00% |
|   |           | B.A.T.Y. | 41 | 41 | 28 | 13 | 82.92% |

\*M=Male \*F=Female

## 27. Diversity of Students

| Name of the Course<br>B .A. History | % of students from the same state | % of students from other States | %of students from abroad |
|-------------------------------------|-----------------------------------|---------------------------------|--------------------------|
| 2009-10 TO 2014-15                  | 100/.                             | Nil                             | Nil                      |

28. How many students have cleared national and state competitive examinations such as NET ,SLET ,GATE ,Civil services ,Defense services ,etc .?

## 29. Student progression

| Student progression   | Against % enrolled |
|---|--------------------|
| UG to PG  | 15/.               |
| PG to M.Phil.   | Nil                |
| PG to Ph.D.   | Nil                |
| Ph.D.to Post-Doctoral   | Nil                |
| <b>Employed</b><br>•Campusselection<br>•Other than campus recruitment | NIL                |
| Entrepreneurship/Self-employment                                      |                    |

## 30Details of Infrastructural facilities

- Library:- Central library
- Internet facilities for Staff Students:- YES
- Class rooms with ICT facility:- Common ICT Room is available
- Laboratories: Nil

31. Number of students receiving financial assistance from college, university, Government or other agencies

| Sr.No. | Year      | Class    | Total student | FP/EBC | GOI |
|--------|-----------|----------|---------------|--------|-----|
| 1      | 2009-2010 | B.A.F.Y. | 64            | 36     | 28  |
|        |           | B.A.S.Y. | 47            | 22     | 25  |
|        |           | B.A.T.Y. | 50            | 30     | 20  |
| 2      | 2010-2011 | B.A.F.Y. | 65            | 30     | 35  |
|        |           | B.A.S.Y. | 49            | 27     | 22  |
|        |           | B.A.T.Y. | 11            | 07     | 04  |
| 3      | 2011-2012 | B.A.F.Y. | 63            | 33     | 30  |
|        |           | B.A.S.Y. | 47            | 20     | 27  |
|        |           | B.A.T.Y. | 50            | 28     | 22  |
| 4      | 2012-2013 | B.A.F.Y. | 53            | 24     | 29  |
|        |           | B.A.S.Y. | 41            | 19     | 22  |
|        |           | B.A.T.Y. | 42            | 18     | 24  |
| 5      | 2013-2014 | B.A.F.Y. | 93            | 45     | 48  |
|        |           | B.A.S.Y. | 41            | 20     | 21  |
|        |           | B.A.T.Y. | 40            | 18     | 22  |
| 6      | 2014-2015 | B.A.F.Y. | 91            | 41     | 50  |
|        |           | B.A.S.Y. | 64            | 29     | 35  |
|        |           | B.A.T.Y. | 41            | 16     | 25  |

32. Details on student enrichment programmes (special lectures/workshops/Seminar) with external experts

| Sr. No. | Name of the enrichment programme (special lecture) | Date of Organization | Topic                        | Name and Designation of the external expert |
|---------|--|----------------------|------------------------------|---|
| 1       | Guest Lecture                                      | 24/09/2011           | Maratha hist.                | Dr.G.V.Gatti                                |
| 2       | Special Lecture                                    | 20/10/2011           | Marathwadyache shilp Vaibhav | Dr. kiran Deshmukh                          |
| 3       | Special Lecture                                    | 04/10/2013           | Indian Culture               | Dr.Sharad Hebalkar                          |
| 4       | Special Lecture                                    | 04/10/2013           | Dr. B.R. Ambedkar            | Dr. V.L. Dharurkar                          |
| 5       | Special Lecture                                    | 04/10/2013           | Economic thought of Ambedkar | Dr. K.K.Patil                               |
| 6       | Guest Lecture                                      | 04/02/2014           | Ancient India                | Dr. Sawant K,D.                             |
| 7       | Guest Lecture                                      | 07/10/2014           | Modern India                 | Prof Zanje B.J.                             |
| 8       | Guest Lecture                                      | 02/09/2015           | Freedom struggle             | Bodkhe B.G.                                 |

33. Teaching methods adopted improve student learning, Lecture, ICT, PPT, Group .discussion

34. Participation in Institutional Social Responsibility (ISR) and Extension activities:-

**Yes** Department of history student participated Clean Godavari in Manjra in Majalgaon

35. SWOC analysis of the department and Future plans

**1.Strengths:**

- 1} **Qualified** and competent faculties.
- 2} various curriculum and Co-curriculum activities are organized under 'History Study Circle.'

**2. Weaknesses:**

- 1} Students enrollment is not encouraging.
- 2} Insufficient additional study material such as historical Maps, audio, video material.

**3. Opportunities:**

- 1) To develop historical museum.
- 2) Guidance to student for competitive examination with the subject of History.

**4. Challenges:-**

- To increase students enrollment for the subject History.
- Depression of students towards conventional courses.
- To develop awareness among the students about the Importance of the subject History.

**5. Future plans:-**

- To provide information and communication technology effectively.
- To arrange students visits to various historical places and Museum.
- To motivate the students to appear in the competitive Examination with the subject History.
- Visit to excavation site to understand the process.



## Evaluative Report Of The Political Science Departments

1. Name of the department : POLITICAL SCIENCE
2. Year of Establishment : **1996**
3. Names of Programmes/Courses offered (UG, PG, M.Phil., Ph.D., Integrated Masters; Integrated Ph.D.,etc.)–**UG- B.A.**
4. Names of Inter disciplinary courses and the departments/units involved -NIL
5. Annual/semester/choice based credit system (programme wise)

| Sr.No. | Year                   | programme | Annual/semester |
|--------|------------------------|-----------|-----------------|
| 1      | 2009-2010              | B.A.F.Y.  | Semester        |
|        |                        | B.A.S.Y.  | Annual          |
|        |                        | B.A.T.Y.  | Annual          |
| 2      | 2010-2011              | B.A.F.Y.  | Semester        |
|        |                        | B.A.S.Y.  | Semester        |
|        |                        | B.A.T.Y.  | Annual          |
| 3      | 2011-2012 to 2014-2015 | B.A.F.Y.  | Semester        |
|        |                        | B.A.S.Y.  | Semester        |
|        |                        | B.A.T.Y.  | Semester        |

6. Participation of the department in the courses offered by other departments **Nil**
7. Courses in collaboration with other universities, industries, foreign institutions, etc.-  
**Nil**
8. Details of courses / programmes discontinued (if any) with reasons **Nil**
9. Number of teaching posts

| Sr.No. | Posts                | Sanctioned | Filled     |
|--------|----------------------|------------|------------|
| 1      | Professors           | <b>Nil</b> | <b>Nil</b> |
| 2      | Associate Professors | <b>Nil</b> | <b>Nil</b> |
| 3      | Asst. Professors     | <b>02</b>  | <b>02</b>  |

10. Faculty profile with name, qualification, designation, specialization, (D.Sc./D.Litt./Ph.D./M. Phil. etc.,)

| Name                 | Qualification       | Designation      | Specialization  | No. of Years of Experience | No. of Ph.D. Students Guided for the Last 4 years |
|----------------------|---------------------|------------------|---|----------------------------|---|
| Prof. Dr. PURI T. B. | M.A. M. Phil, Ph.D. | Asst. Professors | Co.op.mov. And pol. dev. In marathwada sp ref. Beed dist. | 19 Years -UG               | Nil   |
| Prof. BAGAL J.S.     | M.A.M .Phil.        | Asst. Professors | Setkaryachya atmahatya eek abhyas                         | 17 Years -UG               | Nil   |

11. List of senior visiting faculty- Nil

12. Percentage of lectures delivered and practical classes handled (programme wise by temporary faculty-Nil
13. Student-Teacher Ratio (programme wise)

| Sr. No. | Year      | Total Number of Students Class wise |     | Total Number of Students Program wise | Students Teacher Ratio |
|---------|-----------|-------------------------------------|-----|---------------------------------------|------------------------|
| 1       | 2009-2010 | B.A.F.Y.                            | 88  | 183                                   | 91.5:1                 |
|         |           | B.A.S.Y.                            | 49  |                                       |                        |
|         |           | B.A.T.Y.                            | 46  |                                       |                        |
| 2       | 2010-2011 | B.A.F.Y.                            | 74  | 136                                   | 68:1                   |
|         |           | B.A.S.Y.                            | 48  |                                       |                        |
|         |           | B.A.T.Y.                            | 14  |                                       |                        |
| 3       | 2011-2012 | B.A.F.Y.                            | 85  | 154                                   | 77:1                   |
|         |           | B.A.S.Y.                            | 51  |                                       |                        |
|         |           | B.A.T.Y.                            | 45  |                                       |                        |
| 4       | 2012-2013 | B.A.F.Y.                            | 67  | 168                                   | 84:1                   |
|         |           | B.A.S.Y.                            | 58  |                                       |                        |
|         |           | B.A.T.Y.                            | 43  |                                       |                        |
| 5       | 2013-2014 | B.A.F.Y.                            | 101 | 206                                   | 103:1                  |
|         |           | B.A.S.Y.                            | 51  |                                       |                        |
|         |           | B.A.T.Y.                            | 54  |                                       |                        |
| 6       | 2014-2015 | B.A.F.Y.                            | 103 | 236                                   | 118:1                  |
|         |           | B.A.S.Y.                            | 79  |                                       |                        |
|         |           | B.A.T.Y.                            | 54  |                                       |                        |

14. Number of academic support staff (technical) and administrative staff; sanctioned and filled; N IL
15. Qualifications of teaching faculty with D. Sc / D. Lit / Ph. D / M.Phil / PG.

| Sr.No | Name teaching faculty | Qualification       |
|-------|-----------------------|---------------------|
| 1     | Dr. Puri T.B.         | M.A. M. Phil, PH.D. |
| 2     | Bagal J.S.            | M. A, M. Phil       |

16. Number of faculty with ongoing projects from a) National b) International funding agencies and grants received-TWO
17. Departmental projects funded by DST-FIST; UGC, DBT, ICSSR, etc. and total grants received- Bagal J.S.U.G.C. 2015
18. Research Centre / facility recognized by the University-Nil
19. Publications: 1) Dr. Puri T.B. – 12  
2) Bagal J.S. -6  
\* a) Publication per faculty  
\*Number of papers published in peer reviewed journals (national / international) by faculty and students

20. Areas of consultancy and income generated

- 1) Dr. Puri T.B. – C.S., J.C.S. Squad Member, Paper Setting, Paper Assessment & Exam Work
- 2) Bagal J.S. – C.S., J.C.S. Squad Member,

Paper Setting, Paper Assessment & Exam Work

21. Faculty as members in

- a) National committees b) International Committees
- c) Editorial Boards....Nil

22. Student projects

- a) Percentage of students who have done in-house projects including interdepartmental /programme
- b) Percentage of students placed for projects in organizations outside the institution i.e. in Research laboratories/Industry/ other agencies

23. Awards/Recognitions received by faculty and students:

- 1) **Dr. Puri T.B.** –1] Sanmanpatra Award from adopted village Shindewadi through N.S.S. working in village for total (2009-10) samtution programme village National Gram Purskar-2008 through president of India.
- 2) Best Paper award (05-09-2013) Patron, International General, Nanded
- 3) Maharashtra State Dashnam Gosavi Samajbhushan Sanmanpatra-April 2015

24. List of eminent academicians and scientists / visitors to the department

- 1) Dr. Vilas Khandare - Social science din, Dr. B. A. M. U. Aurangabad
- 2) Principal Dr. Vasant Sanap - M. C. Member, Dr. B. A. M. U. Aurangabad
- 3) Dr. Kakasaheb Pokale, Chairman, B.O.S. Pol. Science, Dr. B. A. M. U. Aurangabad
- 4) Dr. Suhas Morale, Treasurer, BAMUKTA
- 5) Dr. Rathod S.G., Pathri,
- 6) Dr. Kadam M. J. Sirsala
- 7) Dr. Shivaji Diwan, Georai
- 8) Shri. Eknath Awad (President Human Right Organization)
- 9) Shri. R. U. Rathod (Deputy Commissioner, Aurangabad)
- 10) Shri. Appasaheb Chate (Join director, Deputy Commissioner Officer, Aurangabad)

25. Seminars/Conferences/Workshops organized & the source of funding

- a) National:-National seminar on thoughts of Dr. Babasaheb Ambedkar

b) International: Nil

26. Student profile programme / course wise:

| Sr. No . | Year      | Name of the Course / programme<br>(refer question no. 4) |    | Appli cation s<br>receiv ed | Selec ted | Enrolled |    | Pass percenta ge |
|----------|-----------|--|----|-----------------------------|-----------|----------|----|------------------|
|          |           |  |    |                             |           | *M       | *F |                  |
| 1        | 2009-2010 | B.A.F.Y.   | 88 | 47                          | 47        | 70       | 18 | 43               |
|          |           | B.A.S.Y.   | 49 | 36                          | 36        | 31       | 18 | 30               |
|          |           | B.A.T.Y.   | 46 | 38                          | 38        | 33       | 13 | 34               |
| 2        | 2010-2011 | B.A.F.Y.   | 74 | 58                          | 58        | 54       | 20 | 53               |
|          |           | B.A.S.Y.   | 48 | 40                          | 40        | 37       | 11 | 35               |
|          |           | B.A.T.Y.   | 14 | 12                          | 12        | 6        | 8  | 12               |
| 3        | 2011-     | B.A.F.Y.   | 85 | 56                          | 56        | 52       | 33 | 50               |

|   |           |          |     |    |    |    |    |    |
|---|-----------|----------|-----|----|----|----|----|----|
|   | 2012      | B.A.S.Y. | 51  | 48 | 48 | 33 | 18 | 44 |
|   |           | B.A.T.Y. | 45  | 37 | 37 | 34 | 11 | 29 |
| 4 | 2012-2013 | B.A.F.Y. | 67  | 50 | 50 | 46 | 21 | 45 |
|   |           | B.A.S.Y. | 58  | 44 | 44 | 33 | 25 | 40 |
|   |           | B.A.T.Y. | 43  | 29 | 29 | 29 | 14 | 26 |
| 5 | 2013-2014 | B.A.F.Y. | 101 | 87 | 87 | 65 | 36 | 89 |
|   |           | B.A.S.Y. | 51  | 50 | 50 | 36 | 15 | 49 |
|   |           | B.A.T.Y. | 54  | 50 | 50 | 31 | 23 | 49 |
| 6 | 2014-2015 | B.A.F.Y. | 103 | 86 | 86 | 72 | 31 | 73 |
|   |           | B.A.S.Y. | 79  | 69 | 69 | 54 | 25 | 67 |
|   |           | B.A.T.Y. | 54  | 49 | 49 | 38 | 16 | 45 |

\*M=Male \*F=Female

27. Diversity of Students

| Name of the Course | % of students from the same state | % of students from other States | % of students from abroad |
|--------------------|-----------------------------------|---------------------------------|---------------------------|
| 2009-2015          | 100%                              | NIL                             | NIL                       |

28. How many students have cleared national and state competitive examinations such as NET, SLET, GATE, Civil services, Defense services, etc.?

29. Student progression

| Student progression  | Against % enrolled |
|--|--------------------|
| UG to PG   | 30%                |
| PG to M.Phil.  | 3%                 |
| PG to Ph.D.  | -----              |
| Ph.D. to Post-Doctoral   | -----              |
| <b>Employed</b><br>•Campus selection<br>•Other than campus recruitment | -----              |
| Entrepreneurship/Self-employment                                       | 20%                |

30. Details of Infrastructural facilities

- Central Library YES
- Internet facilities for Staff & Students
- Class rooms with ICT
- Laboratories - Nil

31. Number of students receiving financial assistance from college, university, Government or other agencies

| YEAR    | CLASS    | Total Students | FP / EBC | GOI |
|---------|----------|----------------|----------|-----|
| 2009-10 | B. A. FY | 88             | 44       | 44  |
|         | B. A. SY | 49             | 22       | 27  |
|         | B. A. TY | 46             | 27       | 19  |
| 2010-11 | B. A. FY | 74             | 35       | 39  |
|         | B. A. SY | 48             | 27       | 21  |

|         |          |     |    |    |
|---------|----------|-----|----|----|
|         | B. A. TY | 14  | 04 | 10 |
| 2011-12 | B. A. FY | 85  | 43 | 42 |
|         | B. A. SY | 51  | 23 | 28 |
|         | B. A. TY | 45  | 29 | 16 |
| 2012-13 | B. A. FY | 67  | 32 | 35 |
|         | B. A. SY | 58  | 26 | 32 |
|         | B. A. TY | 43  | 20 | 23 |
| 2013-14 | B. A. FY | 101 | 58 | 43 |
|         | B. A. SY | 51  | 21 | 30 |
|         | B. A. TY | 54  | 25 | 29 |
| 2014-15 | B. A. FY | 103 | 52 | 51 |
|         | B. A. SY | 79  | 47 | 32 |
|         | B. A. TY | 54  | 20 | 34 |

32. Details on student enrichment programmes (special lectures/workshops/ Seminar) with external experts
- 1) Seminar
  - 2) Library Hours
  - 3) Guest Lecture
  - 4) Wallpaper
  - 5) Student Udbodhan Shibir
  - 6) Vibhagiya Samata Parishad
  - 7) Easy Righting
  - 8) Educational tour
33. Teaching methods adopted to improve student learning
- 1) Lecture 2) Answer Question 3) I C T
34. Participation in Institutional Social Responsibility (ISR) and Extension activities
- 1) Puri T.B. – N.G.O.
  - 2) Bagal J.S. – N.G.O.
35. SWOC analysis of the department and Future plans

Departmental Activities

**Strengths:-**

- 1) Good strength of students.
- 2) Good infrastructural facility.
- 3) Departmental Activities
- 4) Two Lectures

**Weaknesses:-**

- Admitted students with very weak basic knowledge of subject.

**Opportunity :-**

1. Most popular subject in Competitive Exam like MPSC and UPSC
2. Opportunities in Politics

**Challenges :-**

1. Economically weak students from Rural Area.

**Future Plan:-**To take more efforts to send the students for M.A.POLITICAL SCIENCE in various universities. To arrange popular Guest lectures of eminent personalities.To arrange National Level Conference/ Seminar/Workshop.To increase the Research Activities.To arrange programs of departmental social responsibility. Measure /Minor Research project Serve. – Political Problems. Guidance of Competitive Exam

## Evaluative Report Of Public-Administration Department

1. Name of the department:-PUBLIC ADMINISTRATION
2. Year of Establishment:-1996
3. Names of Programmes /Courses offered (UG, PG, and M.Phil., Ph.D. Integrated Masters; Integrated Ph.D., Etc.): -UG: BA (1<sup>st</sup>, 2<sup>nd</sup>, 3<sup>rd</sup> year)
4. Names of Interdisciplinary courses and the departments/units involved:-Nil
5. Annual/semester/choice based credit system(programme wise):- Academic year 2009-10 for F Y BA Semester pattern remain S Y & T Y BA is annual Pattern then A/C year 2010-11 TY BA IS ANNUAL Pattern and from A/C year 2011-12 To till today for all class is Semester Pattern
6. Participation of the department in the courses offered by other departments:-Nil
7. Courses in collaboration with other universities, industries, foreign institutions, etc.: - Nil
8. Details of courses/programmes discontinued (if any) with reasons:-Nil
9. Number of Teaching posts:-

| Posts                | Sanctioned | Filled |
|----------------------|------------|--------|
| Professors           | Nil        | Nil    |
| Associate Professors | Nil        | Nil    |
| Assistant Professors | 01         | 01     |
| CHB                  | 01         | 01     |

10. Faculty profile with name, qualification, designation, specialization, (D.Sc./D.Litt. /Ph.D./M.Phil. etc.)

| Name                   | Qualification | Designation  | Specialization | No. of Years of Experience | No. of Ph.D. Students Guided for the last 4 years |
|------------------------|---------------|--------------|----------------|----------------------------|---|
| SUNIL HIMMATRAO PATIL  | M A PUB ADMN  | ASSIT. PROF. | ---            | 14Yr 8 M                   | - --  |
| LAXMAN SAMPATRAO GIRAM | M A M. Phil   | C.H.B        | ---            | 8Yr                        | ---   |

11. List of senior visiting faculty:- Nil
12. Percentage of lectures delivered and practical classes handled (programme wise)  
By temporary faculty:-25 %
13. Student-Teacher Ratio (programmed wise)

| YEAR    | F. Y. | S. Y. | T.Y. | TOTAL | RATIO  |
|---------|-------|-------|------|-------|--------|
| 2009-10 | 54    | 15    | 12   | 81    | 30.5:1 |
| 2010-11 | 45    | 41    | 12   | 98    | 49:1   |
| 2011-12 | 54    | 34    | 36   | 124   | 62:1   |
| 2012-13 | 38    | 37    | 28   | 103   | 51.5:1 |
| 2013-14 | 71    | 31    | 34   | 137   | 68:5   |
| 2014-15 | 62    | 60    | 32   | 154   | 77:1   |

**14. Number of academic support staff (technical) and administrative staff; sanctioned and filled: NIL**

**15. Qualifications of teaching faculty with DSc/D. Litt /Ph. D/MPhil/PG.**

1. PATILS. H. – M.A. PUB ADMN

2. GIRAML. S. – M.A. M Phil, PUB ADMN

**16. Number of faculty with ongoing projects from a) National b) International funding agencies and grants received:-NIL**

**17. Departmental projects funded by DST-FIST; UGC, DBT, ICSSR, etc. and total grants received:- NIL**

**18. Research Centre/facility recognized by the University: - NIL**

**19. Publications:- NIL**

a) Publication per faculty:- **NIL**

**20. Areas of consultancy and income generated:- NIL**

**21. Faculty as members in**

a) National committees b) International Committees c) Editorial Boards.....: **NIL**

**22. Student projects**

a) Percentage of students who have done in-house projects including inter departmental/programme

**(B.A.T.Y.) 100%**

b) Percentage of students placed for projects in organizations outside the institution i.e. in Research laboratories/Industry/ other agencies:- **NIL**

**23. Awards/Recognitions received by faculty and students:-NIL**

**24. List of eminent academicians and scientists/visitors to the department:-NIL**

**25. Seminars/Conferences/Workshops organized & the source of funding**

a) National b)

International:-**NIL**

**26. Student profile programme/course wise: (B A T Y)**

| Name of the Course/programme<br>(refer question no. 4) | Applications received | Selected | Enrolled |    | Pass percentage |
|--|-----------------------|----------|----------|----|-----------------|
|  |                       |          | *M       | *F |                 |
| 2009-2010  | 12                    | 12       | 6        | 6  | 100%            |
| 2010-2011  | 12                    | 12       | 4        | 8  | 100%            |
| 2011-2012  | 36                    | 36       | 22       | 14 | 88.88%          |
| 2012-2013  | 28                    | 28       | 17       | 11 | 89.28%          |
| 2013-2014  | 34                    | 34       | 19       | 15 | 94.11%          |
| 2014-2015  | 32                    | 32       | 21       | 11 | 90.62%          |

\*M=Male \*F=Female

**27. Diversity of Students**

| Name of the Course | % of students from the same state | % of students from other States | % of students from abroad |
|--------------------|-----------------------------------|---------------------------------|---------------------------|
| 2009-2010          | 100%                              | Nil                             | Nil                       |
| 2010-2011          | 100%                              | Nil                             | Nil                       |
| 2011-2012          | 100%                              | Nil                             | Nil                       |

|           |      |     |     |
|-----------|------|-----|-----|
| 2012-2013 | 100% | Nil | Nil |
| 2013-2014 | 100% | Nil | Nil |
| 2014-2015 | 100% | Nil | Nil |

**28. How many students have cleared national and state competitive examinations such as NET, SLET, GATE, Civil services, Defense services, etc.?**

1) DANGAT RUPALI RAMESH PSI MPSC 2) BADE SHRIHARI SADISHAVI IN POLICE ADMN 3)

SAVANT SURAKHA PRAKASH AIR LINES

**29. Student progression**

| Student progression              | Against % enrolled |
|----------------------------------|--------------------|
| UG to PG                         | 25%                |
| PG to M.Phil.                    | 02 &               |
| PG to Ph.D.                      | --                 |
| <b>Employed</b>                  |                    |
| • Campus selection               | ----               |
| • Other than campus recruitment  | 15%                |
| Entrepreneurship/Self-employment | 15%                |

**30. Details of Infrastructural facilities**

a) Library:- there is no departmental library but central library in college in library Pub-Admn

no of Reference book are 60 & text book 384.

b) Internet facilities for Staff & Students:-YES

c) Class rooms with ICT facility:-  
YES

d) Laboratories:- NO

**31. Number of students receiving financial assistance from college, university, Government or other agencies**

| Year    | No. Of Student | FP / EBC | GOI |
|---------|----------------|----------|-----|
| 2009-10 | 81             | 47       | 34  |
| 2010-11 | 98             | 56       | 42  |
| 2011-12 | 124            | 66       | 58  |
| 2012-13 | 103            | 48       | 55  |
| 2013-14 | 137            | 72       | 65  |
| 2014-15 | 154            | 83       | 71  |

**32. Details on student enrichment programs (special lectures/workshops/seminar) with external experts**

(Seminar, Group Discussion, Wall paper, provide Magazines Journals Newspapers etc.)

**33. Teaching methods adopted to improve student learning**

Lecturer Method, Group Discussion, Question-Answer Method, ICT class

**34. Participation in Institutional Social Responsibility (ISR) and Extension activities**

- 1) Member local college committee 2) Vice Principal from 1<sup>st</sup> Dec 2007 to 16<sup>th</sup> July 2013
- 3) Member ICT Committee 4) Member library committee 5) Hade student grievance cell 6) Head of GOI student committee 7) Member of IQAC



### **35. SWOC analysis of the department and Future plans**

#### **Strength:**

- Nearly 90% to 95% result.
- Most important subject in regular life from birth to death in whole life.

#### **Weakness:**

- Economically weak students from rural area.
- Student awareness for ICT

#### **Opportunities:**

- Most popular subject in competitive Exam like MPSC & UPSC.
- Awareness of Governance and administration in all level

#### **Challenges:**

- Improve the student's strength.
- Syllabus updating with current knowledge.
- To overcome the problem of non-seriousness of the students for conventional courses.

#### **Future plans: Future plans of the Department**

1. To undertake survey of some selected offices for the study of Citizen Charter. This survey is to be Conducted by the students.
2. To arrange visits of students to Gram Panchayat, Panchayt Samiti, and Zilha Parishad to know and Understand their working.
3. To undertake survey on the problem of rural and urban administration.
4. To organize Seminars and Conferences.
5. To promote use of ICT in teaching. To improve the library and other learning recourse.

## Evaluative Report of the Economics Department

1. Name of the department: **Economics**
2. Year of Establishment: 1996
3. Names of Programmes / Courses offered (UG, PG, M. Phil., Ph.D. integrated Masters; Integrated Ph.D. etc.) : U.G.- B.A.
4. Names of Interdisciplinary courses and the departments/units involved: Nil
5. Annual/ semester/choice based credit system (programme wise)

| Year                         | Programme | Annual/<br>semester |
|------------------------------|-----------|---------------------|
| 2009 - 2010                  | B.A. F.Y. | Semester            |
|                              | B.A. S.Y. | Annual              |
|                              | B.A. T.Y. | Annual              |
| 2010 - 2011                  | B.A. F.Y. | Semester            |
|                              | B.A. S.Y. | Semester            |
|                              | B.A. T.Y. | Annual              |
| 2011 – 2012<br>to till today | B.A. F.Y. | Semester            |
|                              | B.A. S.Y. | Semester            |
|                              | B.A. T.Y. | Semester            |

6. Participation of the department in the courses offered by other departments: Nil
7. Courses in collaboration with other universities, industries, foreign institutions, etc.: Nil
8. Details of courses/programmes discontinued (if any) with reasons: Nil
9. Number of teaching posts

| Name of the teaching post | Sanctioned | Filled |
|---------------------------|------------|--------|
| Professors                | NIL        |        |
| Associate Professors      | NIL        | -      |
| Assistant Professors      | 01         | 01     |
|                           | 01CHB      | 01CHB  |

10. Faculty profile with name, qualification, designation, specialization, (D.Sc. / D.Litt. /Ph.D. / M. Phil. etc.,)

| Name of the faculty  | Qualification      | Designation         | Specialization       | No. of Years of experience | No. of Ph.D. Students guided for the last 4 years |
|----------------------|--------------------|---------------------|----------------------|----------------------------|---|
| Dr. Mr. Deshmukh M.P | M.A., B.Ed., Ph.D. | Assistant Professor | Banking, Agriculture | 18                         | 01 student awarded                                |

|                           |                            |                        |                           |    |                          |
|---------------------------|----------------------------|------------------------|---------------------------|----|--------------------------|
|                           |                            |                        |                           |    | 06<br>Student<br>Working |
| Dr. Mr.<br>Parkal<br>S.B. | M.A.,<br>M.Phil.,<br>Ph.D. | Assistant<br>Professor | Agricultural<br>Economics | 05 | Nil                      |

11. List of senior visiting faculty: Nil

12. Percentage of lectures delivered and practical classes handled (programme wise) by temporary faculty : 37%

13. Student -Teacher Ratio (programme wise)

| Year        | Total number of students class wise             | Total No. of students Program wise | Student Teacher Ratio |
|-------------|---|------------------------------------|-----------------------|
| 2009 - 2010 | B.A. F.Y.- 48<br>B.A. S.Y.- 34<br>B.A. T.Y.- 21 | 103                                | 51.5:1                |
| 2010 - 2011 | B.A. F.Y.- 49<br>B.A. S.Y.- 27<br>B.A. T.Y.- 01 | 77                                 | 38.5:1                |
| 2011 - 2012 | B.A. F.Y.- 67<br>B.A. S.Y.- 34<br>B.A. T.Y.- 21 | 122                                | 61:1                  |
| 2012 - 2013 | B.A. F.Y.- 50<br>B.A. S.Y.- 38<br>B.A. T.Y.- 23 | 111                                | 55.5:1                |
| 2013 - 2014 | B.A. F.Y.- 69<br>B.A. S.Y.- 45<br>B.A. T.Y.- 40 | 154                                | 77:1                  |
| 2014- 2015  | B.A. F.Y.- 83<br>B.A. S.Y.- 57<br>B.A. T.Y.- 40 | 180                                | 90:1                  |
| 2015 - 2016 | B.A. F.Y.- 84<br>B.A. S.Y.- 61<br>B.A. T.Y.- 49 | 194                                | 97:1                  |

14. Number of academic support staff (technical) and administrative staff; Sanctioned and filled – Not applicable

15. Qualifications of teaching faculty with D.Sc/ D.Litt/ Ph.D/ MPhil / PG.

| Sr. No. | Name of the faculty   | Qualification        |
|---------|-----------------------|----------------------|
| 1       | Dr. Mr. Deshmukh M.P. | M.A., Ph.D.          |
| 2       | Dr. Mr. Parkal B.S.   | M.A., M.Phil., Ph.D. |

16. Number of faculty with on-going projects from a) National b) International funding agencies and grants received: Nil

17. Departmental projects funded by DST - FIST; UGC, DBT, ICSSR, etc. and total grants received: Nil

18. Research Centre /facility recognized by the University: Nil

19. Publications:

1. Dr.Mr. Deshmukh Mahesh Prabhakarrrao

| Sr. No. | Type of Publication   | Number of publications |
|---------|---|------------------------|
| 1       | In peer reviewed journals<br>vii. National<br>viii. International | 15<br>03               |

2. Dr. Mr. Parkal Bhagvat Sukhdev

| Sr. No. | Type of Publication   | Number of publications |
|---------|---|------------------------|
| 1       | In peer reviewed journals<br>iii. National<br>iv. International | 09                     |

20. Areas of consultancy and income generated:

Dr.Mr. Deshmukh Mahesh Prabhakarrrao

| Sr. No. | Consultancy provided                                  |
|---------|---|
| 1       | Joint chief superintendent for university examination |
| 2       | Member of affiliation committee                       |
| 3       | Paper setting   |
| 4       | Examiner  |
| 5       | Moderator   |
| 6       | Subject experts                                       |

21. Faculty as members in Nil

a) National Committees:

b) International Committees:

c) Editorial Board

22. Student projects

a. Percentage of students who have done in-house projects including inter Departmental /programme: Nil

b. Percentage of students placed for projects in organizations outside the Institution i.e.in Research laboratories/Industry/ other agencies: Nil

23. Awards / Recognitions received by faculty and students- Nil

i. Awards / Recognitions received by the faculty

a. Dr. M.P. Deshmukh is a recognized as a P.G. Teacher.

b. Dr. M.P. Deshmukh is a recognized Research Guide (Dr. B.A.M.U.

Aurangabad) for Ph.D degree in Economics

Dr. M.P. Deshmukh is a recognized Research Guide of JJTU Rajasthan.

ii. .Awards received by the students - Nil

24. List of eminent academicians and scientists / visitors to the department:

| Sr. No. | Name of the eminent personality | Designation / Contribution               |
|---------|---------------------------------|--|
| 1       | Dr. A.D. Patki                  | Principal, Kholeshwar College, Ambajogai |

|   |                        |   |
|---|------------------------|---|
| 2 | Dr. V.B. Bhise         | Head , Economics Department<br>Dr.B.A.M.U., Aurangabad    |
| 3 | Dr. V.B. Khandare      | Deen Social Science.<br>Dr. B.A.M.U., Aurangabad          |
| 4 | Dr. D.V Jahagirdar     | Ex- Joint Director, Higher Education<br>Kolhapur division |
| 5 | Shri.Anil Bokel        | Social Worker   |
| 6 | Smt. Aprna kulkarni    | Sent zavereya, College, Mumbai.                           |
| 7 | Dr.Smt.Dhanshri Mahjan | Dr. B.A.M.U., Aurangabad                                  |

25. Seminars / Conferences / Workshops organized & the source of funding

a) National: UGC sponsored National Seminar organized - Title - Impact of Inflation on

Indian Economy Dated- 2, 3 November 2012

b) International: Nil

26. Student profile programme/course wise:

| Academic Year | Name of the Course/programme (refer question no. 4) | Applications received | Selected | M  | F  | Pass percentage |
|---------------|---|-----------------------|----------|----|----|-----------------|
| 2009 -2010    | B.A. F.Y.   | 48                    | 48       | 36 | 12 | 72.97%          |
|               | B.A. S.Y.   | 34                    | 34       | 22 | 12 | 25%             |
|               | B.A. T.Y.   | 21                    | 21       | 15 | 06 | 80%             |
| 2010 -2011    | B.A. F.Y.   | 49                    | 49       | 38 | 11 | 79.59%          |
|               | B.A. S.Y.   | 27                    | 27       | 19 | 08 | 92.85%          |
|               | B.A. T.Y.   | 01                    | 01       | 01 | 00 | 100%            |
| 2011 -2012    | B.A. F.Y.   | 67                    | 67       | 39 | 28 | 100%            |
|               | B.A. S.Y.   | 34                    | 34       | 22 | 12 | 100%            |
|               | B.A. T.Y.   | 21                    | 21       | 16 | 05 | 100%            |
| 2012 -2013    | B.A. F.Y.   | 50                    | 50       | 34 | 16 | 95.34%          |
|               | B.A. S.Y.   | 38                    | 38       | 21 | 17 | 94.97%          |
|               | B.A. T.Y.   | 23                    | 23       | 17 | 06 | 90.47%          |
| 2013 -2014    | B.A. F.Y.   | 69                    | 69       | 45 | 24 | 100%            |
|               | B.A. S.Y.   | 45                    | 45       | 32 | 13 | 100%            |
|               | B.A. T.Y.   | 40                    | 40       | 21 | 19 | 95.00%          |
| 2014-2015     | B.A. F.Y.   | 82                    | 82       | 48 | 34 | 100%            |
|               | B.A. S.Y.   | 57                    | 57       | 37 | 20 | 100%            |
|               | B.A. T.Y.   | 42                    | 11       | 31 | 11 | 94.5%           |

\*M = Male \*F = Female

27. Diversity of Students

| Academic Year | Name of the Course | % of students from the same state | % of students from other States | % of students from abroad |
|---------------|--------------------|-----------------------------------|---------------------------------|---------------------------|
| 2009 - 2010   | B.A.               | 100                               | Nil                             | Nil                       |
| 2010 - 2011   | B.A.               | 100                               | Nil                             | Nil                       |

|             |      |     |     |     |
|-------------|------|-----|-----|-----|
| 2011 – 2012 | B.A. | 100 | Nil | Nil |
| 2012 – 2013 | B.A. | 100 | Nil | Nil |
| 2013 - 2014 | B.A. | 100 | Nil | Nil |
| 2014 - 2015 | B.A. | 100 | Nil | Nil |

28. How many students have cleared national and state competitive examinations? such as NET, SLET, GATE, Civil services, Defence services, etc.?: Nil.

29. Student progression

| Student progression                                 |  | % against enrolled |
|---|--|--------------------|
| UG to PG  |  | 15                 |
| PG to M.Phil  |  | --                 |
| PG to Ph.D.   |  | --                 |
| Ph.D. to Post-Doctoral                              |  | ---                |
| Employed  |  | 10                 |
| Campus selection                                    |  | Nil                |
| Other than campus recruitment (2009- 10 to 2014-15) |  | 30                 |
| Entrepreneurship / Self-employment                  |  | 50                 |

30. Details of Infrastructural facilities

- a) Library: Yes, Central Library
- b) Internet facilities for Staff & Students: Yes, Available in Library
- c) Class rooms: Yes
- d) Laboratory: Not applicable

31. Number of students receiving financial assistance from college, university, Government or other agencies:

| Year    | Class    | Total Students | EBC | GOI |
|---------|----------|----------------|-----|-----|
| 2009-10 | B.A.F.Y. | 48             | 20  | 28  |
|         | B.A.S.Y  | 34             | 20  | 14  |
|         | B.A.T.Y  | 21             | 11  | 10  |
| 2010-11 | B.A.F.Y. | 49             | 22  | 27  |
|         | B.A.S.Y  | 27             | 15  | 12  |
|         | B.A.T.Y  | 01             | 00  | 01  |
| 2011-12 | B.A.F.Y. | 67             | 39  | 28  |
|         | B.A.S.Y  | 34             | 20  | 14  |
|         | B.A.T.Y  | 21             | 10  | 11  |
| 2012-13 | B.A.F.Y. | 50             | 19  | 31  |
|         | B.A.S.Y  | 38             | 25  | 13  |
|         | B.A.T.Y  | 23             | 14  | 09  |
| 2013-14 | B.A.F.Y. | 69             | 39  | 30  |
|         | B.A.S.Y  | 45             | 16  | 29  |
|         | B.A.T.Y  | 40             | 17  | 23  |
| 2014-15 | B.A.F.Y. | 83             | 49  | 34  |
|         | B.A.S.Y  | 57             | 34  | 23  |
|         | B.A.T.Y  | 42             | 31  | 11  |

32. Details on student enrichment programmes (special lectures / workshops / Seminar ) with external experts:

| Sr. No. | Name of the enrichment programme (special lecture / | Topic                      | Name and designation of the external expert                                    |
|---------|---|----------------------------|--|
| 1       | Special lecture                                     | Monitory Policy            | Principal, Dr.Mr. Patki A.D.   |
| 2       | Special lecture                                     | Indian Economy             | Shri.Joshi R.L.<br>Head Dep.of Economics,Mahila college,Parali                 |
| 3       | Special lecture                                     | Statics                    | Dr. Chavan Y.B.<br>Head Dep.of Economics,Mahila college, <b>Ambajogai</b>      |
| 4       | Special lecture                                     | Public Finance             | Dr.Babar Someshwar Head Dep.of Economics Vinayakrao Patil college,Vaijapyr .   |
| 3       | Special lecture                                     | Inflation                  | Dr.Mr. Vilas Khandare Dean Social sciences Dr.B.A.M.U., A'bad.                 |
| 4       | Special lecture                                     | Budget                     | Shri. Nagrgoge D.B.  |
| 5       | Special lecture                                     | Problems in Indian Economy | Dr. Jahagirdar D.V.<br>Ex- Joint Director, Higher Education Kolhapur division. |
| 6       | Special lecture                                     | RBI                        | Dr. Mule N.K.<br>Majalgaon College,Majalgaon.                                  |

33. Teaching methods adopted to improve student learning:

- Lecture Method.
- Power point presentation.
- Group Discussion.
- Question-Answer method.

34. Participation in Institutional Social Responsibility (ISR) and Extension Activities:

- Head, Research Department of vidyasabha.
- Life Member of Arthashtra Marathwada Parishad.
- Life Member of Marathi Arthshtra Parishad, Mumbai.
- Life Member of Indian Economic Association, New Delhi

35. SWOC analysis of the department and Future plans

**Strengths**

- Both Faculties are well qualified.
- Tradition of good result.
- Dr.Mr. M.P.Deshmukh is a Recognized Guide & Recognized P.G. Teacher of Dr.B.A.M.U. Aurangabad & JJTU Rajasthan.
- The faculty guide the students for their Ph.D. Degree.
- Active participation of faculties in research in Economics.
- Bridging regular curriculum with curriculum of competitive examination.

**Weaknesses**

- Inadequate departmental infrastructure.
- No recognised research centre.

**Opportunities**

- Job opportunities in Banking, Industry, Statistics Department, Newspaper, Finance Department etc.
- To start P.G. and research centre.
- To create the economical awareness among the society.

**Challenges**

- Student's Negative attitude towards the subject as they feel that the Subject is too hard to understand, this thinking will be change.
- To motivate the students to opt Economics as an optional Subject.
- To overcome the problem of non-seriousness of the students for conventional courses.

**Future plans:**

- To improvement department infrastructure.
- To increase various reports in library.
- To Publish Research Papers.
- To provide more ICT facilities in the department.
- To undertake research project.
- To encourage students to participate in seminars and Research activity.
- Arrange Excerpt lectures on critical economic problems.
- To undertake socio-economic survey of a village.
- To use CDI/DVD, You-Tube as teaching aid.



## Evaluative Report Of The Music Departments

1. Name of the department **MUSIC**
2. Year of Establishment **2007**
3. Names of Programmes / Courses offered (UG, PG, M.Phil., Ph.D., Integrated Masters; Integrated Ph.D., etc.) – **UG- B.A.**
4. Names of Interdisciplinary courses and the departments/units involved -NIL
5. Annual/ semester/choice based credit system (programme wise)

| Sr.No. | Year                    | programme | Annual/ semester |
|--------|-------------------------|-----------|------------------|
| 1      | 2009-2010               | B.A.F.Y.  | Semester         |
|        |                         | B.A.S.Y.  | Annual           |
|        |                         | B.A.T.Y.  | Annual           |
| 2      | 2010-2011               | B.A.F.Y.  | Semester         |
|        |                         | B.A.S.Y.  | Semester         |
|        |                         | B.A.T.Y.  | Annual           |
| 3      | 2011-2012 Till to Date. | B.A.F.Y.  | Semester         |
|        |                         | B.A.S.Y.  | Semester         |
|        |                         | B.A.T.Y.  | Semester         |

6. Participation of the department in the courses offered by other departments:- **Nil**
7. Courses in collaboration with other universities, industries, foreign institutions, etc.-  
**Nil**
8. Details of courses/programmes discontinued (if any) with reasons **Nil**
9. Number of teaching posts

| Sr.No. | Posts                | Sanctioned | Filled         |
|--------|----------------------|------------|----------------|
| 1      | Professors           | <b>Nil</b> | <b>Nil</b>     |
| 2      | Associate Professors | <b>Nil</b> | <b>Nil</b>     |
| 3      | Asst. Professors     | 01         | (Temporary) 01 |

10. Faculty profile with name, qualification, designation, specialization, (D.Sc./D.Litt./Ph.D. / M. Phil. etc.,)

| Name                      | Qualification | Designation      | Specialization | No. of Years of Experience | No. of Ph.D. Students guided for the last 4 years |
|---------------------------|---------------|------------------|----------------|----------------------------|---|
| Mr. Mirge Mukund Anantrao | M. A. Music   | Asst. Professor. | Vocal Music    | 08 Years -UG               | Nil   |

11. List of senior visiting faculty- Nil
12. Percentage of lectures delivered and practical classes handled (programme wise by temporary faculty-Nil

13. Student -Teacher Ratio (programme wise)

| Sr. No. | Year      | Total Number of Students Class wise |    | Total Number of Students Program wise | Students Teacher Ratio |
|---------|-----------|-------------------------------------|----|---------------------------------------|------------------------|
| 1       | 2009-2010 | B.A.F.Y.                            | 15 | 37                                    | 37:1                   |
|         |           | B.A.S.Y.                            | 10 |                                       |                        |
|         |           | B.A.T.Y.                            | 12 |                                       |                        |
| 2       | 2010-2011 | B.A.F.Y.                            | 11 | 23                                    | 23:1                   |
|         |           | B.A.S.Y.                            | 10 |                                       |                        |
|         |           | B.A.T.Y.                            | 02 |                                       |                        |
| 3       | 2011-2012 | B.A.F.Y.                            | 16 | 38                                    | 38:1                   |
|         |           | B.A.S.Y.                            | 10 |                                       |                        |
|         |           | B.A.T.Y.                            | 12 |                                       |                        |
| 4       | 2012-2013 | B.A.F.Y.                            | 01 | 09                                    | 09:1                   |
|         |           | B.A.S.Y.                            | 04 |                                       |                        |
|         |           | B.A.T.Y.                            | 05 |                                       |                        |
| 5       | 2013-2014 | B.A.F.Y.                            | 08 | 17                                    | 17:1                   |
|         |           | B.A.S.Y.                            | 02 |                                       |                        |
|         |           | B.A.T.Y.                            | 07 |                                       |                        |
| 6       | 2014-2015 | B.A.F.Y.                            | 05 | 11                                    | 11:1                   |
|         |           | B.A.S.Y.                            | 05 |                                       |                        |
|         |           | B.A.T.Y.                            | 01 |                                       |                        |

14. Number of academic support staff (technical) and administrative staff; sanctioned and filled **NIL**

15. Qualifications of teaching faculty with DSc/ D.Litt/ Ph.D/ MPhil / PG.

| Sr.No | Name teaching faculty     | Qualification |
|-------|---------------------------|---------------|
| 1     | Mr. Mirge Mukund Anantrao | M. A. Music   |

16. Number of faculty with ongoing projects from a) National b) International funding agencies and grants received-Nil

17. Departmental projects funded by DST - FIST; UGC, DBT, ICSSR, etc. and total grants received- Nil

18. Research Centre /facility recognized by the University- Nil

19. Publications: Nil

\* a) Publication per faculty

\* Number of papers published in peer reviewed journals (national /international) by faculty and students

20. Areas of consultancy and income generated Nil.

21. Faculty as members in

a) National committees - Nil.

b) International Committees- Nil.

c) Editorial Boards....Nil.

22. Student projects

a) Percentage of students who have done in-house projects including inter departmental/programme- Nil.

b) Percentage of students placed for projects in organizations outside the institution

i.e.in Research laboratories/Industry/ other agencies- Nil.

23. Awards / Recognitions received by faculty and students Nil.

24. List of eminent academicians and scientists / visitors to the department

| Sr. No. | Name of eminent academicians and scientists/<br>visitors | Designation       |
|---------|--|-------------------|
| 1       | Dr Mahesh Dadge  | Proffesor, Parali |

25. Seminars/ Conferences/Workshops organized & the source of funding

a) National Nil. b) International Nil.

26. Student profile programme/course wise:

| Sr.No. | Year      | Name of the<br>Course/programm<br>e | Applicat<br>ions<br>received | Selected | Enrolled |    | Pass<br>percentage |
|--------|-----------|-------------------------------------|------------------------------|----------|----------|----|--------------------|
|        |           |                                     |                              |          | *M       | *F |                    |
| 1      | 2009-2010 | B.A.F.Y.                            | 15                           | 15       | 10       | 05 | 100%               |
|        |           | B.A.S.Y.                            | 10                           | 10       | 05       | 05 | 100%               |
|        |           | B.A.T.Y.                            | 12                           | 12       | 06       | 06 | 100%               |
| 2      | 2010-2011 | B.A.F.Y.                            | 11                           | 11       | 08       | 03 | 100%               |
|        |           | B.A.S.Y.                            | 10                           | 10       | 06       | 04 | 100%               |
|        |           | B.A.T.Y.                            | 02                           | 02       | 01       | 01 | 100%               |
| 3      | 2011-2012 | B.A.F.Y.                            | 16                           | 16       | 09       | 07 | 100%               |
|        |           | B.A.S.Y.                            | 10                           | 10       | 05       | 05 | 100%               |
|        |           | B.A.T.Y.                            | 12                           | 12       | 06       | 06 | 100%               |
| 4      | 2012-2013 | B.A.F.Y.                            | 01                           | 01       | 01       | 00 | 100%               |
|        |           | B.A.S.Y.                            | 04                           | 04       | 00       | 04 | 100%               |
|        |           | B.A.T.Y.                            | 05                           | 05       | 03       | 02 | 100%               |
| 5      | 2013-2014 | B.A.F.Y.                            | 08                           | 08       | 06       | 02 | 100%               |
|        |           | B.A.S.Y.                            | 02                           | 02       | 02       | 00 | 100%               |
|        |           | B.A.T.Y.                            | 07                           | 07       | 03       | 04 | 100%               |
| 6      | 2014-2015 | B.A.F.Y.                            | 05                           | 05       | 01       | 04 | 100%               |
|        |           | B.A.S.Y.                            | 05                           | 05       | 02       | 03 | 100%               |
|        |           | B.A.T.Y.                            | 01                           | 01       | 01       | 00 | 100%               |

\*M = Male \*F = Female

27. Diversity of Students

| Name of the<br>Course | % of students from<br>the same state | % of students<br>from other States | % of students from<br>abroad |
|-----------------------|--------------------------------------|------------------------------------|------------------------------|
| B.A.                  | 100%                                 | 100%                               | Nil.                         |

28. How many students have cleared national and state competitive examinations such as NET, SLET, GATE, Civil services, Defense services, etc.? NIL

29. Student progression

| Student progression | Against % enrolled |
|---------------------|--------------------|
| UG to PG            | Nil                |
| PG to M.Phil.       | Nil                |
| PG to Ph.D.         | Nil                |

|  |     |
|--|-----|
| Ph.D. to Post-Doctoral   | Nil |
| <b>Employed</b><br>• Campus selection<br>• Other than campus recruitment | Nil |
| Entrepreneurship/Self-employment   | 02  |

30. Details of Infrastructural facilities

- Library Central Library is Available
- Internet facilities for Staff & Students -For staff.
- Class rooms with ICT facility Common ICT Room Available.
- Laboratories Nil.

31. Number of students receiving financial assistance from college, university, government or other agencies

| Year      | Class   | Total Student | E.B.C. | GOI |
|-----------|---------|---------------|--------|-----|
| 2009--10  | B.A.F.Y | 15            | 10     | 05  |
|           | B.A.S.Y | 10            | 07     | 03  |
|           | B.A.T.Y | 12            | 09     | 03  |
| 2010--11  | B.A.F.Y | 11            | 10     | 01  |
|           | B.A.S.Y | 10            | 08     | 02  |
|           | B.A.T.Y | 02            | 00     | 02  |
| 2011--12  | B.A.F.Y | 16            | 06     | 10  |
|           | B.A.S.Y | 10            | 07     | 03  |
|           | B.A.T.Y | 12            | 06     | 06  |
| 2012---13 | B.A.F.Y | 01            | 01     | 00  |
|           | B.A.S.Y | 04            | 01     | 03  |
|           | B.A.T.Y | 05            | 05     | 00  |
| 2013---14 | B.A.F.Y | 08            | 05     | 03  |
|           | B.A.S.Y | 02            | 01     | 01  |
|           | B.A.T.Y | 07            | 03     | 04  |
| 2014---15 | B.A.F.Y | 05            | 01     | 04  |
|           | B.A.S.Y | 05            | 03     | 02  |
|           | B.A.T.Y | 01            | 00     | 01  |

32. Details on student enrichment programmes (special lectures / workshops /seminar) with external experts **NIL**

33. Teaching methods adopted to improve student learning  
Lecture Method/ICT/PPT/Film/Group Discussion.

34. Participation in Institutional Social Responsibility (ISR) and Extension activities\*Street play Organize by Department for Social Responsibility. **NIL**

35. SWOC analysis of the department and Future plans

**1. STRENGTHS**

- Department Most Important Thought on Theory as well as practical Base Knowledge
- Department To Teach For Student in different aspect internally as classical Education & Training Give In Healthy climate In College.
- To Improve Knowledge & Confidence in student to development Him Self.
- To Organized Program for Student Personality Development & Those Are Actively Participant in It for Future Scope

**2. WEAKNESS**

- For Department No Separate Hall For Music Activity

- 2) For Music Activity No Supporting Sound Equipment.

### **3. CHALLENGES**

- 1) To Prove As musician My Self
- 2) Improve the Self Personality Development Actively Participate In Workshop Seminar & Conference for Self-Development.
- 3) To prove myself well technician for music activity.

### **4. OPPORTUNITY**

1. Teach the art music to aware the commercial knowledge
2. Departmental students so many opportunity available in different aspect in cinema, drama, and TV programs, and also opportunity as Music Director and stage singer.

### **5. Future Plans**

- 1) To Organize National Seminar.
- 2) To Organize Workshop.

## Evaluative Report Of The Dramatics Departments

1. Name of the department **Dramatics**
2. Year of Establishment **2007**
3. Names of Programmes / Courses offered (UG, PG, M.Phil., Ph.D., Integrated Masters; Integrated Ph.D., etc.) – **UG- B.A.**
4. Names of Interdisciplinary courses and the departments/units involved -NIL
5. Annual/ semester/choice based credit system (programme wise)

| Sr.No. | Year                   | programme | Annual/ semester |
|--------|------------------------|-----------|------------------|
| 1      | 2009-2010              | B.A.F.Y.  | Semester         |
|        |                        | B.A.S.Y.  | Annual           |
|        |                        | B.A.T.Y.  | Annual           |
| 2      | 2010-2011              | B.A.F.Y.  | Semester         |
|        |                        | B.A.S.Y.  | Semester         |
|        |                        | B.A.T.Y.  | Annual           |
| 3      | 2011-2012 to till date | B.A.F.Y.  | Semester         |
|        |                        | B.A.S.Y.  | Semester         |
|        |                        | B.A.T.Y.  | Semester         |
|        |                        | B.A.S.Y.  | Semester         |
|        |                        | B.A.T.Y.  | Semester         |

6. Participation of the department in the courses offered by other departments:- **Nil**
7. Courses in collaboration with other universities, industries, foreign institutions, etc.-

**Nil**

8. Details of courses/programmes discontinued (if any) with reasons **Nil**
9. Number of teaching posts

| Sr.No. | Posts                | Sanctioned | Filled          |
|--------|----------------------|------------|-----------------|
| 1      | Professors           | <b>Nil</b> | <b>Nil</b>      |
| 2      | Associate Professors | <b>Nil</b> | <b>Nil</b>      |
| 3      | Asst. Professors     | 01         | (Temporary ) 01 |

10. Faculty profile with name, qualification, designation, specialization, (D.Sc./D.Litt./Ph.D. / M. Phil. etc.,)

| Name                        | Qualification  | Designation      | Specialization | No. of Years of Experience | No. of Ph.D. Students guided for the last 4 years |
|-----------------------------|----------------|------------------|----------------|----------------------------|---|
| Mr.Bhole Prashant Bhaskarao | M.P.A.<br>D.D. | Asst. Professor. | Stage Crafft.  | 08 Years -UG               | Nil   |

11. List of senior visiting faculty- Nil
12. Percentage of lectures delivered and practical classes handled (programme wise by temporary faculty-Nil

13. Student -Teacher Ratio (programme wise)

| Sr. No. | Year      | Total Number of Students Class wise |    | Total Number of Students Program wise | Students Teacher Ratio |
|---------|-----------|-------------------------------------|----|---------------------------------------|------------------------|
| 1       | 2009-2010 | B.A.F.Y.                            | 01 | 05                                    | 05:1                   |
|         |           | B.A.S.Y.                            | 04 |                                       |                        |
|         |           | B.A.T.Y.                            | 00 |                                       |                        |
| 2       | 2010-2011 | B.A.F.Y.                            | 05 | 05                                    | 05:1                   |
|         |           | B.A.S.Y.                            | 00 |                                       |                        |
|         |           | B.A.T.Y.                            | 00 |                                       |                        |
| 3       | 2011-2012 | B.A.F.Y.                            | 01 | 05                                    | 05:1                   |
|         |           | B.A.S.Y.                            | 04 |                                       |                        |
|         |           | B.A.T.Y.                            | 00 |                                       |                        |
| 4       | 2012-2013 | B.A.F.Y.                            | 02 | 03                                    | 03:1                   |
|         |           | B.A.S.Y.                            | 01 |                                       |                        |
|         |           | B.A.T.Y.                            | 00 |                                       |                        |
| 5       | 2013-2014 | B.A.F.Y.                            | 00 | 02                                    | 02:1                   |
|         |           | B.A.S.Y.                            | 02 |                                       |                        |
|         |           | B.A.T.Y.                            | 00 |                                       |                        |
| 6       | 2014-2015 | B.A.F.Y.                            | 55 | 57                                    | 57:1                   |
|         |           | B.Sc.S.Y.                           | 00 |                                       |                        |
|         |           | B.A.T.Y.                            | 02 |                                       |                        |
| 7       | 2015-2016 | B.A.F.Y.                            | 41 | 76                                    | 76:1                   |
|         |           | B.A.S.Y.                            | 35 |                                       |                        |
|         |           | B.A.T.Y.                            | 00 |                                       |                        |

14. Number of academic support staff (technical) and administrative staff; sanctioned and filled

| Sr.No. | Posts              | Sanctioned | Filled |
|--------|--------------------|------------|--------|
| 1      | Non-Teaching staff | Nil        | Nil    |

15. Qualifications of teaching faculty with DSc/ D.Litt/ Ph.D/ MPhil / PG.

| Sr.No | Name teaching faculty       | Qualification         |
|-------|-----------------------------|-----------------------|
| 1     | Mr.Bhole Prashant Bhaskarao | M.P.A.D.D.(Dramatics) |

16. Number of faculty with ongoing projects from a) National b) International funding agencies and grants received-Nil

17. Departmental projects funded by DST - FIST; UGC, DBT, ICSSR, etc. and total grants received- Nil

18. Research Centre /facility recognized by the University- Nil

19. Publications: Nil

20. Areas of consultancy and income generated Nil.

21. Faculty as members in

a) National committees - Nil.

b) International Committees- Nil.

c) Editorial Boards....Nil.

22. Student projects

- a) Percentage of students who have done in-house projects including inter departmental/programme- Nil.
- b) Percentage of students placed for projects in organizations outside the institution i.e.in Research laboratories/Industry/ other agencies- Nil.

23. Awards / Recognitions received by faculty and students Nil.

24. List of eminent academicians and scientists / visitors to the department

| Sr. No. | Name of eminent academicians and scientists/ visitors | Designation     |
|---------|---|-----------------|
| 1)      | Dr.Kanse c.b.   | Gide Dramatics  |
| 2)      | Mr.tak sunal.   | Drama Direactor |
| 3)      | Pradip kamble   | Drama Direactor |

25. Seminars/ Conferences/Workshops organized & the source of funding

- a) National Nil.                      b) International Nil.

26. Student profile programme/course wise:

| Sr.No. | Year      | Name of the Course/programm | Applicat ions received | Selected | Enrolled |    | Pass percentage |
|--------|-----------|-----------------------------|------------------------|----------|----------|----|-----------------|
|        |           |                             |                        |          | *M       | *F |                 |
| 1      | 2009-2010 | B.A.F.Y.                    | 01                     | 01       | 01       | -- | 100%            |
|        |           | B.A.S.Y.                    | 04                     | 04       | 04       | -- | 100%            |
|        |           | B.A.T.Y.                    | 00                     | 00       | 00       | -- | 00              |
| 2      | 2010-2011 | B.A.F.Y.                    | 05                     | 05       | 05       | -- | 100%            |
|        |           | B.A.S.Y.                    | 00                     | 00       | 00       | -- | 00              |
|        |           | B.A.T.Y.                    | 00                     | 00       | 00       | -- | 00              |
| 3      | 2011-2012 | B.A.F.Y.                    | 01                     | 01       | 01       | -- | 100%            |
|        |           | B.A.S.Y.                    | 04                     | 04       | 04       | -- | 100%            |
|        |           | B.Sc.T.Y.                   | 00                     | 00       | 00       | -- | 00              |
| 4      | 2012-2013 | B.A.F.Y.                    | 02                     | 02       | 02       | -- | 100%            |
|        |           | B.Sc.S.Y.                   | 01                     | 01       | 01       | -- | 100%            |
|        |           | B.A.T.Y.                    | 00                     | 00       | 00       | -- | 00              |
| 5      | 2013-2014 | B.A.F.Y.                    | 00                     | 00       | 00       | -- | 00              |
|        |           | B.A.S.Y.                    | 02                     | 02       | 02       | -- | 100%            |
|        |           | B.A.T.Y.                    | 00                     | 00       | 00       | -- | 00              |
| 6      | 2014-2015 | B.A.F.Y.                    | 55                     | 55       | 35       | 20 | 95.74%          |
|        |           | B.A.S.Y.                    | 00                     | 00       | 00       | -- | 00              |
|        |           | B.A.T.Y.                    | 02                     | 02       | 02       | -- | 50%             |

\*M = Male    \*F = Female

27. Diversity of Students

| Name of the Course | % of students from the same state | % of students from other States | % of students from abroad |
|--------------------|-----------------------------------|---------------------------------|---------------------------|
| B.A.               | 100%                              | 100%                            | Nil.                      |

28. How many students have cleared national and state competitive examinations such as NET, SLET, GATE, Civil services, Defense services, etc.?



29. Student progression

| Student progression   | Against % enrolled |
|---|--------------------|
| UG to PG  | 05                 |
| PG to M.Phil.   | Nil                |
| PG to Ph.D.   | Nil                |
| Ph.D. to Post-Doctoral  | Nil                |
| <b>Employed</b> <ul style="list-style-type: none"> <li>• Campus selection</li> <li>• Other than campus recruitment</li> </ul> | Nil                |
| Entrepreneurship/Self-employment  | 05                 |

30. Details of Infrastructural facilities

- Library Central Library is Available
- Internet facilities for Staff & Students -For staff.
- Class rooms with ICT facility Common ICT Room Available.
- Laboratories Nil.

31. Number of students receiving financial assistance from college, university, government or other agencies

| Year       | Class   | Total Student | E.B.C. | GOI |
|------------|---------|---------------|--------|-----|
| 2009--2010 | B.A.F.Y | 01            | 01     | --  |
|            | B.A.S.Y | 04            | 01     | 03  |
|            | B.A.T.Y | 00            | 00     | 00  |
| 2010--11   | B.A.F.Y | 05            | 01     | 04  |
|            | B.A.S.Y | 00            | 00     | 00  |
|            | B.A.T.Y | 00            | 00     | 00  |
| 2011--12   | B.A.F.Y | 01            | 01     | 00  |
|            | B.A.S.Y | 04            | 01     | 03  |
|            | B.A.T.Y | 00            | 00     | 00  |
| 2012---13  | B.A.F.Y | 02            | 01     | 01  |
|            | B.A.S.Y | 01            | 00     | 01  |
|            | B.A.T.Y | 00            | 00     | 00  |
| 2013---14  | B.A.F.Y | 00            | 00     | 00  |
|            | B.A.S.Y | 02            | 01     | 01  |
|            | B.A.T.Y | 00            | 00     | 00  |
| 2014---15  | B.A.F.Y | 55            | 20     | 35  |
|            | B.A.S.Y | 00            | 00     | 00  |
|            | B.A.T.Y | 02            | 01     | 01  |

32. Details on student enrichment programmes (special lectures / workshops /seminar) with external experts

| Sr.No. | Year | Name of the workshops | Funded               | Participants students |
|--------|------|-----------------------|----------------------|-----------------------|
| 1.     | 2015 | Workshop on Dramatics | Dr. BAMU, Aurangabad | 60                    |

33. Teaching methods adopted to improve student learning

\*Lecture Method/ICT/PPT/Film/Group Discussion.

34. Participation in Institutional Social Responsibility (ISR) and Extension activities\*Street play Organize by Department for Social Responsibility.

35. SWOC analysis of the department and Future plans

### **1. Strengths**

- Department Most Important Thought on Theory as well as practical Base Knowledge
- Department To Teach For Student in different aspect internally as classical Education &
- Training Give In Healthy climate In College.
- To Improve Knowledge & Confidence in student to development Him Self.
- To Organized Program for Student Personality Development & Those Are Actively
- Participant in It for Future Scope

### **2. Weakness**

- For Department No Separate Hall For Drama Activity
- For Dramatic Activity No Supporting Light & Sound Equipment.

### **3. Challenges**

- To Prove As Actor My Self
- Improve the Self Personality Development Actively Participate In Workshop Seminar & Conference for Self-Development.
- To prove myself well technician for theater activity.

### **4. Opportunity**

- Teach the arts of Dramatics to aware the commercial knowledge
- Departmental students so many opportunity available in different aspect in cinema, drama, and TV programs, and also opportunity as Actor, Director and cinematographer and stage technician in theaters.

### **5. Future Plans** -1) To Organize National Seminar.

2) To Organize Workshop.

3) To Organize Lecturers Of Film Director & Actor.

4) To Organize Visit of Folk Artist.

## Evaluative Report of the Thoughts of M. Phule. & Dr. Ambedkar Department

1. Name of the Department: **Thoughts of M. Phule. & Dr. Ambedkar.**
2. Year of establishment : **2007**
3. Names of programmes offered (UG, PG, M.Phil., Ph.D., Integrated Masters; Integrated Ph.D., D.Sc., D .Litt., etc.) : **Faculty of Arts**
4. Courses in collaboration with other universities, industries, foreign Institutions, etc. **NIL**
5. Annual/ Semester/ Choice Based Credit

| Year                   | programmes                          | Annual/ Semester                                      |
|------------------------|-------------------------------------|---|
| 2010-2011              | B.A. F.Y-<br>B.A. S.Y-<br>B.A.T.Y-  | <b>Semester</b><br>Annual<br>Annual                   |
| 2011-2012              | B.A. F.Y-<br>B.A. S.Y-<br>B.A. T.Y- | <b>Semester</b><br><b>Semester</b><br>Annual          |
| 2012-2013 till to date | B.A. F.Y-<br>B.A. S.Y-<br>B.A. T.Y- | <b>Semester</b><br><b>Semester</b><br><b>Semester</b> |

6. Participation of the department in the courses offered by other departments: **Nil**
7. Courses in collaboration with other universities, industries, foreign institutions, etc. **NIL**
8. Details of programmes discontinued, if any, with reasons **NIL**
9. Number of teaching posts sanctioned

| No. of teaching posts      | sanctioned | Filled    |
|----------------------------|------------|-----------|
| <b>Assistant Professor</b> | <b>01</b>  | <b>01</b> |

10. Faculty profile with name, qualification, designation, area of specialization, experience and research under guidance (2009-2016)

| Name          | Qualification        | Designation         | Specialization           | No. of Years of Experience | No. of Ph.D./M.Phil students guided |
|---------------|----------------------|---------------------|--------------------------|----------------------------|-------------------------------------|
| Mrs. Veer C.N | M.A. Pet Exam Passed | Assistant Professor | Thoughts of M.P.& Dr. A. | 07                         | -----                               |

- .11. List of senior Visiting faculty, emeritus professors: **NIL**
12. Percentage of classes taken by temporary faculty – programme-wise information
- 13.( Programme-wise) Student Teacher Ratio

| Year      | Total No. of Student Class wise               | Total No. of Student programme-wise | Student Teacher Ratio |
|-----------|---|-------------------------------------|-----------------------|
| 2009-2010 | B.A. F.Y- 14<br>B.A. S.Y- 09                  | 20                                  | 20:1                  |
| 2010-2011 | B.A. F.Y- 14<br>B.A. S.Y- 09<br>B.A.. T.Y- 02 | 25                                  | 25:1                  |
| 2011-2012 | B.A. F.Y- 20<br>B.A. S.Y- 08<br>B.A.. T.Y- 11 | 39                                  | 39:1                  |
| 2012-2013 | B.A. F.Y- 06<br>B.A. S.Y- 18                  | 21                                  | 21:1                  |

|           |   |    |      |
|-----------|---|----|------|
|           | B.A.. T.Y- 07                                 |    |      |
| 2013-2014 | B.A. F.Y-27<br>B.A. S.Y- 06<br>B.A.. T.Y- 15  | 48 | 48:1 |
| 2014-2015 | B.A. F.Y- 41<br>B.A. S.Y- 20<br>B.A.. T.Y- 12 | 73 | 73:1 |

14. Number of academic support staff (technical) and administrative staff:sanctioned, filled; **NIL**

15. Number of faculty with ongoing projects from

a) national

b) International funding agencies and

c) Total grants received. **NIL**

16. Departmental projects funded by DST-FIST; UGC-SAP/CAS, DPE;DBT, ICSSR, AICTE, etc.; total grants received. : **NIL**

17. Research facility / centre recognized by the University : **NIL**

18. Publication: **NIL**

19. Areas of consultancy and income generated

| Sr. | Name           | consultancy                 |
|-----|----------------|-----------------------------|
| 1.  | Mrs. Veer C.N. | Paper Assessment, Moderator |

20. Faculty serving in; **NIL**

a) National committees

b) International committees

c) Editorial Boards d)

21. Student projects percentage of students who have done in-house projects including inter- departmental projects : **NIL**

22. Awards / recognitions received by faculty and students: **NIL**

23. List of eminent academic and scientists / visitors to the department; **NIL**

24. Seminars/ Conferences/Workshops organized and the source of funding (National / international) with details of outstanding participants, if any. **NIL**

25. Student profile

| Year      | Total No. of Student Class wise     | Applications Received | selected       | Male           | Female         | Pass Percentage                           |
|-----------|-------------------------------------|-----------------------|----------------|----------------|----------------|---|
| 2009-2010 | B.A. F.Y-<br>B.A. S.Y-              | 14<br>09              | 14<br>09       | 11<br>05       | 03<br>04       | <b>100%</b><br><b>100%</b>                |
| 2010-2011 | B.A. F.Y-<br>B.A. S.Y-<br>B.A. T.Y- | 14<br>09<br>02        | 14<br>09<br>02 | 11<br>05<br>00 | 03<br>04<br>02 | <b>100%</b><br><b>100%</b><br><b>100%</b> |
| 2011-2012 | B.A. F.Y-<br>B.A. S.Y-<br>B.A. T.Y- | 20<br>08<br>11        | 20<br>08<br>11 | 13<br>05<br>06 | 07<br>03<br>05 | <b>100%</b><br><b>100%</b><br><b>100%</b> |
| 2012-2013 | B.A. F.Y-<br>B.A. S.Y-<br>B.A. T.Y- | 06<br>18<br>07        | 06<br>18<br>07 | 04<br>12<br>04 | 02<br>06<br>03 | <b>100%</b><br><b>100%</b><br><b>100%</b> |
| 2013-2014 | B.A. F.Y-<br>B.A. S.Y-<br>B.A. T.Y- | 27<br>06<br>15        | 27<br>06<br>15 | 17<br>04<br>04 | 10<br>02<br>11 | <b>100%</b><br><b>100%</b><br><b>100%</b> |
| 2014-2015 | B.A. F.Y-                           | 41                    | 41             | 20             | 21             | <b>96%</b>                                |

|  |           |    |    |    |    |            |
|--|-----------|----|----|----|----|------------|
|  | B.A. S.Y- | 20 | 20 | 18 | 02 | <b>96%</b> |
|  | B.A. T.Y- | 12 | 12 | 16 | 04 | <b>97%</b> |

26. Diversity of students

| Sr. No.  | Name of the Programme | % of students from the same States | % of students from other States | % of students from other countries |
|----------|-----------------------|------------------------------------|---------------------------------|------------------------------------|
| <b>1</b> | <b>TMPA</b>           | <b>100%</b>                        | <b>NIL</b>                      | <b>NIL</b>                         |

27. How many students have cleared Civil Services and Defence Services examinations, NET, SET, GATE and other competitive examinations? NIL

28. Student progression

29. Present details of departmental infrastructural facilities

a) Library – **Central Library**

b) Internet facilities for staff and students: nil

c) Class rooms: **yes**

e) Laboratories: nil

30. Number of post graduate students getting financial assistance from the University, government or other agencies.

| Year      | Class/    | students | EBC | GOI |
|-----------|-----------|----------|-----|-----|
| 2009-2010 | B.A. F.Y- | 14       | 10  | 04  |
|           | B.A. S.Y- | 09       | 06  | 03  |
| 2010-2011 | B.A. F.Y- | 14       | 03  | 11  |
|           | B.A. S.Y- | 09       | 03  | 06  |
|           | B.A. T.Y- | 02       | 00  | 02  |
| 2011-2012 | B.A. F.Y- | 20       | 04  | 16  |
|           | B.A. S.Y- | 08       | 00  | 08  |
|           | B.A. T.Y- | 11       | 03  | 08  |
| 2012-2013 | B.A. F.Y- | 06       | 01  | 05  |
|           | B.A. S.Y- | 18       | 02  | 16  |
|           | B.A. T.Y- | 07       | 00  | 07  |
| 2013-2014 | B.A. F.Y- | 27       | 10  | 17  |
|           | B.A. S.Y- | 06       | 01  | 05  |
|           | B.A. T.Y- | 15       | 01  | 14  |
| 2014-2015 | B.A. F.Y- | 41       | 09  | 31  |
|           | B.A. S.Y- | 20       | 04  | 16  |
|           | B.A. T.Y- | 12       | 01  | 11  |

31. Give details of student enrichment programmes (special lectures /workshops / seminar) involving external experts. Nil

32. Teaching methods adopted to improve student learning;

**Question answer method, Group discussion,**

33. Participation in Institution Social Responsibility (ISR) and Extension: Nil

34. Detail five major Strengths, Weaknesses, Opportunities and Challenges (SWOC) of the department.

**Strengths** Growth of national integrity

**Weaknesses** Lack of. Department

**Opportunity** Department can be Extension of research faculty

**Challenges** Publications in high impact factor journals

**Future plans.** To bring conference/ seminars.

## Evaluative Report of the Physics Department

1. Name of the department: **Physics**
2. Year of Establishment: 1996
3. Names of Programmes / Courses offered (UG, PG, M.Phil., Ph.D., Integrated Masters; Integrated Ph.D., etc.) : UG
4. Names of Interdisciplinary courses and the departments/units involved: Nil
5. Annual/ semester/choice based credit system (programme wise)

| Year                       | Programme | Annual/<br>semester |
|----------------------------|-----------|---------------------|
| 2009-10                    | B.Sc. F Y | Semester            |
|                            | B.Sc. S Y | Annual              |
|                            | B.Sc. T Y | Annual              |
| 2010-11                    | B.Sc. F Y | Semester            |
|                            | B.Sc. S Y | Semester            |
|                            | B.Sc. T Y | Annual              |
| 2011-12 to<br>till to date | B.Sc. F Y | Semester            |
|                            | B.Sc. S Y | Semester            |
|                            | B.Sc. T Y | Semester            |

6. Participation of the department in the courses offered by other departments: Nil
7. Courses in collaboration with other universities, industries, foreign Institutions, etc:-Nil
8. Details of courses/programmes discontinued (if any) with reasons: Nil
9. Number of teaching posts

| Name of the teaching post | Sanctioned | Filled |
|---------------------------|------------|--------|
| 2009-10                   | 03         | 03     |
| 2010-11                   | 03         | 03     |
| 2011-12                   | 03         | 03     |
| 2012-13                   | 03         | 03     |
| 2013-14                   | 03         | 03     |
| 2014-15                   | 03         | 03     |

10. Faculty profile with name, qualification, designation, specialization (D.Sc./D.Litt./Ph.D. / M. Phil. etc.,)

| Name of the faculty | Qualification                | Designation      | Specialization | No. of Years of experience | No. of Ph.D. Students guided for the last 4 years |
|---------------------|------------------------------|------------------|----------------|----------------------------|---|
| Dr.S.R Mitkar.      | M.Sc. B.Ed.<br>M.Phil. Ph.D. | Asst.Prof & Head | Electronics    | 16                         | Nil   |
| Dr.V.P. Deshmukh    | M.Sc. M.Ed.<br>M.Phil. Ph.D  | Asst.Prof        | Electronics    | 16                         | Nil   |
| Mrs.C.S. Kodarkar   | M.Sc. B.Ed.<br>M.Phil.       | Asst.Prof        | Electronics    | 20                         | Nil   |

11. List of senior visiting faculty:

- 1) Prof. M.D.Sirsat, HOD Dr.BAMU'Aurangabad.
- 2) Dr.S.S.Hussaini, HOD, Milliyya College, Beed.
- 3) Dr.A.K.Dongare, HOD, PVP College, Patoda.
- 4) Dr.N.K.Raut, HOD, Majalgaon College, Majalgaon.
- 5) Mrs.Meera Kulkarni,HOD, Sawarkar Mahavidyalaya, Beed.
- 6) Mr.Shivaji Munde, HOD, Gutte College, Dharmapuri.
- 7) Dr. Madhav Rode, Vaidyanath College, Parli(V).

12. Percentage of lectures delivered and practical classes handled (programme wise)by temporary faculty : Nil

13. Student -Teacher Ratio (programme wise)

| Year    | Total number of students class wise            | Total No. of students Program wise | Student Teacher Ratio |
|---------|--|------------------------------------|-----------------------|
| 2009-10 | B.Sc. F Y- 67<br>B.Sc. S Y-98<br>B.Sc. T Y-70  | B.Sc.-235                          | <b>78:3</b>           |
| 2010-11 | B.Sc. F Y-111<br>B.Sc. S Y-46<br>B.Sc. T Y-05  | B.Sc.-162                          | <b>54:3</b>           |
| 2011-12 | B.Sc. F Y- 49<br>B.Sc. S Y-98<br>B.Sc. T Y- 70 | B.Sc.-217                          | <b>72:3</b>           |
| 2012-13 | B.Sc. F Y- 64<br>B.Sc. S Y-40<br>B.Sc. T Y- 84 | B.Sc.-188                          | <b>62:3</b>           |
| 2013-14 | B.Sc. F Y- 113<br>B.Sc. S Y-60<br>B.Sc. T Y-44 | B.Sc.-217                          | <b>72:3</b>           |
| 2014-15 | B.Sc. F Y- 137<br>B.Sc. S Y-88<br>B.Sc. T Y-66 | B.Sc.-291                          | <b>97:3</b>           |

14. Number of academic support staff (technical) and administrative staff;  
Sanctioned and filled -

| Academic Support Staff | Sanctioned | Filled |
|------------------------|------------|--------|
| Laboratory Assistant   | 01         | 01     |
| Laboratory Attendant   | 01         | 01     |

15. Qualifications of teaching faculty with DSc/ D.Litt/ Ph.D/ MPhil / PG.

| Sr. No. | Name of the faculty    | Qualification             |
|---------|------------------------|---------------------------|
| 1)      | Dr. S.R Mitkar.        | M.Sc. B.Ed. M.Phil. Ph.D. |
| 2)      | Dr.V.P. Deshmukh V.P.  | M.Sc. M.Ed. M.Phil. Ph.D  |
| 3)      | Mrs.C.S. Kodarkar C.S. | M.Sc. B.Ed. M.Phil.       |

16. Number of faculty with ongoing projects from a) National b) International  
Funding agencies and grants received: **Our Dept. Have submitted MRP proposal.**

17. Departmental projects funded by DST - FIST; UGC, DBT, ICSSR, etc. and

total grants received: **Our Dept. Have submitted MRP proposal.**

18. Research Centre /facility recognized by the University: **Nil**

19. Publications:

| Sr. No. | Name of the faculty | Type of Publication In peer reviewed journals | Number of publications |
|---------|---------------------|---|------------------------|
| 1       | Dr. S.R Mitkar.     | i National<br>ii International                | <b>02</b><br><b>06</b> |
| 2       | Dr.V.P. Deshmukh    | i National<br>ii International                | <b>02</b><br><b>09</b> |
| 3       | Mrs.C.S. Kodarkar   | -----   | -----                  |

20. Areas of consultancy and income generated: Nil

21. Faculty as members in

a) National Committees: Nil

b) International Committees: Nil

c) Editorial Board: Nil

22. Student projects

a. Percentage of students who have done in-house projects including inter Departmental /programme: - Nil

b. Percentage of students placed for projects in organizations outside the institution i.e.in Research laboratories/Industry/ other agencies :- Nil

23. Awards / Recognitions received by faculty and students

i. Awards / Recognitions received by the faculty

**Mr. Mitkar S.R.** has been awarded with First prize for poster presentation in National conference at Nilanga. (7<sup>th</sup> & 8<sup>th</sup> Sept 2012)

ii. .Awards received by the students -Nil

24. List of eminent academicians and scientists / visitors to the department:

| Sr.No. | Name of the eminent personality | Designation / Contribution                |
|--------|---------------------------------|---|
| 1      | Prof. M.D.Sirsat                | HOD Dr. BAMU Aurangabad                   |
| 2      | Dr.S.S.Hussaini,                | HOD, Milliyya College, Beed.              |
| 3      | Dr.A.K.Dongare,                 | HOD, PVP College, Patoda.                 |
| 4      | Dr.N.K.Raut                     | HOD, Majalgaon College, Majalgaon.        |
| 5      | Mrs.Meera Kulkarni              | HOD, Sawarkar Mahavidyalaya, Beed.        |
| 6      | Mr.Shivaji Munde                | HOD, Gutte College, Dharmapuri.           |
| 7      | Dr. Madhav Rode                 | Asst.Prof., Vaidyanath College, Parli(V). |

25. Seminars/ Conferences/Workshops organized & the source of funding

a) National: Nil

b) International: Nil

26. Student profile programme/course wise:

| Academic Year | Name of the Course/programme | Applications received | Selected | M  | F  | Pass percentage |
|---------------|------------------------------|-----------------------|----------|----|----|-----------------|
| 2009-10       | B.Sc. F Y-                   | 67                    | 67       | 47 | 20 | 90.50%          |
|               | B.Sc. S Y-                   | 98                    | 98       | 76 | 22 | 85.55%          |
|               | B.Sc. T Y-                   | 70                    | 70       | 46 | 24 | 75.55%          |
| 2010-11       | B.Sc. F Y-                   | 111                   | 111      | 87 | 24 | 68.65 %         |



|         |            |     |     |     |    |        |
|---------|------------|-----|-----|-----|----|--------|
|         | B.Sc. S Y- | 46  | 46  | 29  | 17 | 05.50% |
|         | B.Sc. T Y- | 05  | 05  | 04  | 01 | 80.00% |
| 2011-12 | B.Sc. F Y- | 49  | 49  | 27  | 22 | 88.28% |
|         | B.Sc. S Y- | 98  | 98  | 76  | 22 | 100%   |
|         | B.Sc. T Y- | 70  | 70  | 46  | 24 | 75.50% |
| 2012-13 | B.Sc. F Y- | 64  | 64  | 47  | 17 | 81.63% |
|         | B.Sc. S Y- | 40  | 40  | 19  | 21 | 85.71% |
|         | B.Sc. T Y- | 84  | 84  | 63  | 21 | 81.00% |
| 2013-14 | B.Sc. F Y- | 113 | 113 | 84  | 29 | 93.75% |
|         | B.Sc. S Y- | 60  | 60  | 45  | 15 | 100%   |
|         | B.Sc. T Y- | 44  | 44  | 26  | 18 | 90.50% |
| 2014-15 | B.Sc. F Y- | 137 | 137 | 111 | 26 | 77.87% |
|         | B.Sc. S Y- | 88  | 88  | 66  | 22 | 100%   |
|         | B.Sc. T Y- | 66  | 66  | 47  | 19 | 80.50% |

\*M = Male \*F = Female

## 27. Diversity of Students

| Academic Year      | Name of the Course                  | % of students from the same state | % of students from other States | % of students from abroad |
|--------------------|-------------------------------------|-----------------------------------|---------------------------------|---------------------------|
| 2009-10 to 2012-13 | B.Sc. F Y<br>B.Sc. S Y<br>B.Sc. T Y | 100%                              | 0%                              | 0%                        |
| 2013-14 to 2014-15 | B.Sc. F Y<br>B.Sc. S Y<br>B.Sc. T Y | 99%                               | 1%                              | 0%                        |

28. How many students have cleared national and state competitive examinations such as NET, SLET, GATE, Civil services, Defense services, etc.?: Nil

## 29. Student progression

| Student progression   | Against % enrolled   |
|---|--|
| UG to PG  | 3%   |
| PG to M.Phil.   | NIL  |
| PG to Ph.D.   | NIL  |
| Ph.D. to Post-Doctoral  | NIL  |
| Employed<br>•Campus selection<br>•Other than campus recruitment | Our students are employee in State, Central Govt. Services and Industries etc. Also in Private sector and Directors of private coaching classes. |
| Entrepreneurship/Self-employment                                |  |

## 30. Details of Infrastructural facilities

- Library: We use the central library of college.
- Internet facilities for Staff & Students: Available in college central Library.
- Class rooms: Adequate class rooms are available.
- Laboratory: 02

31. Number of students receiving financial assistance from college, university, government or other agencies:

| Year    | Class     | Total Students | EBC | GOI |
|---------|-----------|----------------|-----|-----|
| 2009-10 | B.Sc.F.Y. | 67             | 46  | 21  |
|         | B.Sc.S.Y  | 98             | 70  | 28  |
|         | B.Sc.T.Y  | 70             | 49  | 21  |
| 2010-11 | B.Sc.F.Y. | 111            | 71  | 40  |
|         | B.Sc.S.Y  | 46             | 31  | 15  |
|         | B.Sc.T.Y  | 05             | 02  | 03  |
| 2011-12 | B.Sc.F.Y. | 49             | 29  | 20  |
|         | B.Sc.S.Y  | 98             | 69  | 29  |
|         | B.Sc.T.Y  | 70             | 48  | 22  |
| 2012-13 | B.Sc.F.Y. | 64             | 38  | 26  |
|         | B.Sc.S.Y  | 40             | 25  | 15  |
|         | B.Sc.T.Y  | 84             | 59  | 25  |
| 2013-14 | B.Sc.F.Y. | 113            | 64  | 49  |
|         | B.Sc.S.Y  | 60             | 35  | 25  |
|         | B.Sc.T.Y  | 44             | 25  | 19  |
| 2014-15 | B.Sc.F.Y. | 137            | 79  | 58  |
|         | B.Sc.S.Y  | 88             | 47  | 41  |
|         | B.Sc.T.Y  | 66             | 41  | 25  |

32. Details on student enrichment programmes (special lectures / workshops / seminar) with external experts:

| Sr. No. | Name of the enrichment programme | Date of organization | Topic  | Name and designation of the external expert |
|---------|----------------------------------|----------------------|--------|---|
| 1)      | Study of Op-Amp                  | 02/12/2013           | Op-Amp | Asst. Prof. Dongare A. K.                   |

33. Teaching methods adopted to improve student learning:

- Lecture Method
- Practical Method.
- Demonstration Method
- A/V Method

34. Participation in Institutional Social Responsibility (ISR) and Extension Activities – Nil.

35. SWOC analysis of the department and Future plans

**Strengths-** All the faculties are qualified. They are active in research work. We conduct Co-Curricular activities like wall-paper presentation, class-room seminars, educational Tour, unit tests etc.

**Weaknesses-** No adequate instruments.

**Opportunities-** To develop research laboratory, conferences and seminars.

**Challenges-** To develop the social responsibilities among students.

**Future plans:** 1) To organize seminars and conferences.

2) To develop research laboratory.

## Evaluative Report of the Chemistry Department

1. Name of the Department :- **Chemistry**
2. Year of Establishment :- **1996**
3. Names of Programmes / Courses offered (UG, PG, M.Phil., Ph.D., Integrated Masters; Integrated Ph.D., etc.) :- **UG**
4. Names of Interdisciplinary courses and the departments/units involved:-**Nil**
5. Annual/ semester/choice based credit system (programme wise)

| Year                     | Programme  | Annual/semester |
|--------------------------|------------|-----------------|
| 2009-10                  | B.Sc. F.Y. | Semester        |
|                          | B.Sc. S.Y. | Annual          |
|                          | B.Sc. T.Y. | Annual          |
| 2010-11                  | B.Sc. F.Y. | Semester        |
|                          | B.Sc. S.Y. | Semester        |
|                          | B.Sc. T.Y. | Annual          |
| 2011-12<br>to<br>2014-15 | B.Sc. F.Y. | Semester        |
|                          | B.Sc. S.Y. | Semester        |
|                          | B.Sc. T.Y. | Semester        |

6. Participation of the department in the courses offered by other departments  
:- Department participate in the conferences/seminars/workshops arranged by other departments.
7. Courses in collaboration with other universities, industries, foreign institutions  
:- **Nil**
8. Details of courses/programmes discontinued (if any) with reasons :- **Nil**
9. Number of teaching posts:-

| 2009-10 |    | 2010-11 |    | 2011-12 |    | 2012-13 |    | 2013-14 |    | 2014-15 |    |
|---------|----|---------|----|---------|----|---------|----|---------|----|---------|----|
| S       | F  | S       | F  | S       | F  | S       | F  | S       | F  | S       | F  |
| 03      | 03 | 03      | 03 | 04      | 03 | 04      | 03 | 04      | 03 | 04      | 03 |

S:- Posts Sanctioned; F:- Posts Filled

10. Faculty profile with name, qualification, designation, specialization (D.Sc./D.Litt./Ph.D. / M. Phil. etc.,)

| Name of the faculty | Qualification      | Designation         | Specialization       | No. of Years of experience | No. of Ph.D. Students guided for the last 4 years |
|---------------------|--------------------|---------------------|----------------------|----------------------------|---|
| Borgaonkar V.V.     | M. Sc.<br>M. Phil. | Assistant Professor | Organic Chemistry    | 17                         | NA  |
| Shelke V. D.        | M. Sc.             | Assistant Professor | Analytical Chemistry | 19                         | NA  |
| Pawar S. R.         | M. Sc.             | Assistant Professor | Physical Chemistry   | 17                         | NA  |

11. List of senior visiting faculty :- **Nil**
12. Percentage of lectures delivered and practical classes handled (programme wise) by temporary faculty :- **Nil**

13. Student -Teacher Ratio (programme wise)

| Year    | Total number of students class wise                     | Total No. of students Program wise | Student Teacher Ratio |
|---------|---|------------------------------------|-----------------------|
| 2009-10 | B. Sc. F.Y. -65<br>B. Sc. S.Y. - 97<br>B. Sc. T.Y. - 59 | 221                                | 73:1                  |
| 2010-11 | B. Sc. F.Y. -122<br>B. Sc. S.Y. -41<br>B. Sc. T.Y. -12  | 175                                | 58:1                  |
| 2011-12 | B. Sc. F.Y. -60<br>B. Sc. S.Y. -97<br>B. Sc. T.Y. -59   | 216                                | 72:1                  |
| 2012-13 | B. Sc. F.Y. -83<br>B. Sc. S.Y. 45<br>B. Sc. T.Y. -77    | 205                                | 68:1                  |
| 2013-14 | B. Sc. F.Y. -148<br>B. Sc. S.Y. -74<br>B. Sc. T.Y. -51  | 273                                | 91:1                  |
| 2014-15 | B. Sc. F.Y. -167<br>B. Sc. S.Y. -128<br>B. Sc. T.Y. -82 | 377                                | 125:1                 |

14. Number of academic support staff (technical) and administrative staff; Sanctioned and filled

| 2009-10 |    | 2010-11 |    | 2011-12 |    | 2012-13 |    | 2013-14 |    | 2014-15 |    |
|---------|----|---------|----|---------|----|---------|----|---------|----|---------|----|
| S       | F  | S       | F  | S       | F  | S       | F  | S       | F  | S       | F  |
| 01      | 01 | 01      | 01 | 01      | 01 | 01      | 01 | 01      | 01 | 01      | 01 |

S:- Posts Sanctioned; F:- Posts Filled

15. Qualifications of teaching faculty with DSC/ D.Litt. / Ph.D. / MPhil / PG.

| Sr. No. | Name of the faculty          | Qualification                       |
|---------|------------------------------|-------------------------------------|
| 1       | Asst. Prof. Borgaonkar V. V. | M. Sc., M. Phil. Ph. D. In progress |
| 2       | Asst. Prof. Shelke V. D.     | M. Sc.Ph. D. In progress            |
| 3       | Asst. Prof. Pawar S. R.      | M. Sc.Ph. D. In progress            |

16. Number of faculty with ongoing projects from a) National b) International Funding agencies and grants received

| Sr. No. | Name                         | Project Title  | Year    | Funding Agency | Amount Sanctioned |
|---------|------------------------------|--|---------|----------------|-------------------|
| 1       | Asst. Prof. Borgaonkar V. V. | Microwave assisted synthesis and bio efficacy of new 1,5-Benzodiazepines and 1,3-Benzoxazines. | 2014-15 | UGC            | 2,70,000/-        |

17. Departmental projects funded by DST - FIST; DBT, ICSSR, etc. and total grants received :- **Nil**

18. Research Centre /facility recognized by the University :- **Nil**

19. Publications:

| Sr. No. | Type of Publication In peer reviewed journals | Number of publications |
|---------|---|------------------------|
| 1       | ix. National                                  | <b>03</b>              |
|         | x. International                              | <b>04</b>              |

20. Areas of consultancy and income generated :- **Nil**

21. Faculty as members in

a) National Committees :- **Nil**

b) International Committees :- **Nil**

c) Editorial Board :- **Nil**

22. Student projects

a. Percentage of students who have done in-house projects including inter departmental /programme :- **Nil**

b. Percentage of students placed for projects in organizations outside the institution i.e.in Research laboratories/Industry/ other agencies :- **Nil**

23. Awards / Recognitions received by faculty and students: -

Asst. Prof. Borgaonkar V. V. was awarded as **Ideal Teacher** by Rotary Club of Majalgaon city.

24. List of eminent academicians and scientists / visitors to the department: - **Nil**

25. Seminars/ Conferences/Workshops organized & the source of funding: - **Nil**

26. Student profile programme/course wise:

| Academic Year | Name of the Course/programme (refer question no. 4) | Applications received | Selected | M   | F  | Pass (%) |
|---------------|---|-----------------------|----------|-----|----|----------|
| 2009-10       | B. Sc. F. Y.  | 65                    | 65       | 48  | 17 | 100      |
|               | B. Sc. S. Y.  | 97                    | 97       | 76  | 21 | 3.3      |
|               | B. Sc. T.Y.   | 59                    | 59       | 48  | 11 | 0        |
| 2010-11       | B. Sc. F. Y.  | 122                   | 122      | 92  | 30 | 86       |
|               | B. Sc. S. Y.  | 41                    | 41       | 31  | 10 | 88.60    |
|               | B. Sc. T.Y.   | 12                    | 12       | 09  | 03 | 100      |
| 2011-12       | B. Sc. F. Y.  | 60                    | 60       | 40  | 20 | 93       |
|               | B. Sc. S. Y.  | 97                    | 97       | 76  | 21 | 63       |
|               | B. Sc. T.Y.   | 59                    | 59       | 48  | 11 | 32       |
| 2012-13       | B. Sc. F. Y.  | 83                    | 83       | 55  | 28 | 94.20    |
|               | B. Sc. S. Y.  | 45                    | 45       | 31  | 14 | 97.72    |
|               | B. Sc. T.Y.   | 77                    | 77       | 57  | 20 | 94.52    |
| 2013-14       | B. Sc. F. Y.  | 148                   | 148      | 107 | 41 | 95.34    |
|               | B. Sc. S. Y.  | 74                    | 74       | 48  | 26 | 76.69    |
|               | B. Sc. T.Y.   | 51                    | 51       | 39  | 12 | 100      |
| 2014-15       | B. Sc. F. Y.  | 167                   | 167      | 127 | 40 | 81.81    |
|               | B. Sc. S. Y.  | 128                   | 128      | 94  | 34 | 62.16    |
|               | B. Sc. T.Y.   | 82                    | 82       | 54  | 28 | 96       |

\*M = Male \*F = Female

27. Diversity of Students

| Academic Year | Name of the Course | % of students from the same state | % of students from other States | % of students from abroad |
|---------------|--------------------|-----------------------------------|---------------------------------|---------------------------|
| 2009-10       | B. Sc. F. Y.       | 100%                              | Nil                             | Nil                       |
| to            | B. Sc. S. Y.       | 100%                              | Nil                             | Nil                       |
| 2014-15       | B. Sc. T. Y.       | 100%                              | Nil                             | Nil                       |

28. How many students have cleared national and state competitive Examinations such as NET, SLET, GATE, Civil services, Defense services, etc.? :- **Nil**

29. Student progression

| Sr. No. | Year    | Total No. of students at B.Sc. T.Y. | UG to PG No. of students | %     |
|---------|---------|-------------------------------------|--------------------------|-------|
| 1       | 2009-10 | 37                                  | 00                       | 00    |
| 2       | 2010-11 | 12                                  | 01                       | 8.33  |
| 3       | 2011-12 | 58                                  | 08                       | 13.79 |
| 4       | 2012-13 | 77                                  | 00                       | 00    |
| 5       | 2013-14 | 58                                  | 01                       | 1.72  |
| 6       | 2014-15 | 75                                  | 01                       | 1.33  |

30. Details of Infrastructural facilities

- a) Library :- **Central Library**  
b) Internet facilities for Staff & Students :- **Available in Department**  
c) Class rooms :- **No**  
d) Laboratory :- **Yes**

31. Number of students receiving financial assistance from college, university, government or other agencies:

| Year           | Class        | Total Strength | EBC | GOI |
|----------------|--------------|----------------|-----|-----|
| <b>2009-10</b> | B. Sc. F. Y. | 65             | 39  | 26  |
|                | B. Sc. S. Y. | 97             | 62  | 35  |
|                | B. Sc. T.Y.  | 59             | 40  | 19  |
| <b>2010-11</b> | B. Sc. F. Y. | 122            | 69  | 53  |
|                | B. Sc. S. Y. | 41             | 22  | 19  |
|                | B. Sc. T.Y.  | 12             | 04  | 08  |
| <b>2011-12</b> | B. Sc. F. Y. | 60             | 36  | 24  |
|                | B. Sc. S. Y. | 97             | 62  | 35  |
|                | B. Sc. T.Y.  | 59             | 40  | 19  |
| <b>2012-13</b> | B. Sc. F. Y. | 83             | 45  | 38  |
|                | B. Sc. S. Y. | 45             | 26  | 19  |
|                | B. Sc. T.Y.  | 77             | 50  | 27  |
| <b>2013-14</b> | B. Sc. F. Y. | 148            | 77  | 71  |
|                | B. Sc. S. Y. | 74             | 42  | 32  |
|                | B. Sc. T.Y.  | 51             | 28  | 23  |
| <b>2014-15</b> | B. Sc. F. Y. | 167            | 84  | 83  |
|                | B. Sc. S. Y. | 128            | 69  | 59  |
|                | B. Sc. T.Y.  | 82             | 48  | 34  |

32. Details on student enrichment programmes (special lectures / workshops / seminar) with external experts :-  
- **Class-seminars were conducted for B. Sc. Students with concern subject teacher.**
33. Teaching methods adopted to improve student learning:  
1) **Use of ICT**  
2) **Use of models**
34. Participation in Institutional Social Responsibility (ISR) and Extension Activities :- **Nil**
35. SWOC analysis of the department and future plans  
**Strengths:-**  
1) Good strength of students  
2) Good infrastructural facility  
**Weaknesses:-**  
3) Admitted students with very weak basic knowledge of subject.  
4) Less presently of students for lectures compared to admitted strength  
**Opportunities:-**  
➤ To bring the rural students in main stream of higher education.  
➤ To implement various departmental activities for development of students.  
➤ Try to make social awakening through education.  
**Challenges**  
4) To increase the presenty of students for lectures.  
5) To prepare more students for higher education.
- Future plans:-**  
➤ To take more efforts to send the students for M.Sc. Chemistry in various universities.  
➤ To arrange popular science lectures of eminent personalities.  
➤ To arrange national level conference/ seminar/workshop.  
➤ To increase the research activities.  
➤ To arrange programs of departmental social responsibility.

## Evaluative Report of the Mathematics Department

1. Name of the department: **Mathematics**
2. Year of Establishment: **1996**
3. Names of Programmes / Courses offered (UG, PG, M.Phil., Ph.D., Integrated Masters; Integrated Ph.D., etc.) : **UG( B.Sc.)**
4. Names of Interdisciplinary courses and the departments/units involved: **Nil**
5. Annual/ semester/choice based credit system (programme wise)

| Year                    | Programme | Annual/ semester |
|-------------------------|-----------|------------------|
| 2009-10                 | B.Sc.F.Y. | Semester         |
|                         | B.Sc.S.Y. | Annual           |
|                         | B.Sc.T.Y. | Annual           |
| 2010-11                 | B.Sc.F.Y. | Semester         |
|                         | B.Sc.S.Y. | Semester         |
|                         | B.Sc.T.Y. | Annual           |
| 2011-12 to till to date | B.Sc.F.Y. | Semester         |
|                         | B.Sc.S.Y. | Semester         |
|                         | B.Sc.T.Y. | Semester         |

6. Participation of the department in the courses offered by other department: **Nil**
7. Courses in collaboration with other universities, industries, foreign institutions, etc
8. Details of courses/programmes discontinued (if any) with reasons: **Nil**
9. Number of teaching posts

| Name of the teaching post | Sanctioned | Filled |
|---------------------------|------------|--------|
| Assistant Professor       | 2          | 1      |
| CHB                       | 2          | 2      |

10. Faculty profile with name, qualification, designation, specialization,z (D.Sc./D.Litt./Ph.D. / M. Phil. etc.,)

| Name of the faculty | Qualification                        | Designation         | Specialization         | No. of Years of experience | No. of Ph.D. Students guided for the last 4 years |
|---------------------|--------------------------------------|---------------------|------------------------|----------------------------|---|
| Shri Rathod P.M.    | M.Sc.<br>M. Phil.<br>B.Ed.           | Assistant Professor | Differential Equations | 16                         | Nil   |
| Ku. Amble S.R.      | M.Sc.                                | CHB Lecturer        |                        | Nil                        | Nil   |
| Shri Kulkarni M.K.  | M.Sc.<br>Comp-Sci,<br>Maths<br>B.Ed. | CHB Lecturer        | Numerical Analysis     | Nil                        | Nil   |

11. List of senior visiting faculty: **Nil**



12. Percentage of lectures delivered and practical classes handled (programme wise) by temporary faculty : 50%

- a. Ku Amble S.R. – 25%  
b. Shri Kulkarni M.K. – 25%

13. Student -Teacher Ratio (programme wise)

| Year           | Total number of students class wise | Total No. of students Program wise | Student Teacher Ratio |
|----------------|-------------------------------------|------------------------------------|-----------------------|
| 2009-10 – F.Y. | 43                                  | 95                                 | 47.5:1                |
| 2009-10 – S.Y. | 19                                  |                                    |                       |
| 2009-10 – T.Y. | 33                                  |                                    |                       |
| 2010-11 – F.Y. | 86                                  | 120                                | 60:1                  |
| 2010-11 – S.Y. | 31                                  |                                    |                       |
| 2010-11 – T.Y. | 3                                   |                                    |                       |
| 2011-12 – F.Y. | 36                                  | 163                                | 81.5:1                |
| 2011-12 – S.Y. | 72                                  |                                    |                       |
| 2011-12 – T.Y. | 55                                  |                                    |                       |
| 2012-13 – F.Y. | 39                                  | 125                                | 62.5:1                |
| 2012-13 – S.Y. | 26                                  |                                    |                       |
| 2012-13 – T.Y. | 60                                  |                                    |                       |
| 2013-14 – F.Y. | 63                                  | 135                                | 67.5:1                |
| 2013-14 – S.Y. | 41                                  |                                    |                       |
| 2013-14 – T.Y. | 31                                  |                                    |                       |
| 2014-15 – F.Y. | 114                                 | 208                                | 104:1                 |
| 2014-15 – S.Y. | 50                                  |                                    |                       |
| 2014-15 – T.Y. | 44                                  |                                    |                       |
| 2015-16 – F.Y. | 96                                  | 223                                | 74.33:1               |
| 2015-16 – S.Y. | 85                                  |                                    |                       |
| 2015-16 – T.Y. | 42                                  |                                    |                       |

14. Number of academic support staff (technical) and administrative staff, sanctioned and filled - **NIL**

15. Qualifications of teaching faculty with DSc/ D.Litt/ Ph.D/ MPhil / PG.

| Sr. No. | Name of the faculty | Qualification               |
|---------|---------------------|-----------------------------|
| 1       | Shri Rathod P.M.    | M.Sc. B.Ed. M. Phil         |
| 2       | Ku. Amble S.R.      | M.Sc.                       |
| 3       | Shri Kulkarni M.K.  | M.Sc. Comp-Sci, Maths. B.Ed |

16. Number of faculty with ongoing projects from a) National b) International; **NIL**

17. Departmental projects funded by DST - FIST; UGC, DBT, ICSSR, etc. and total grants received: **Nil**

18. Research Centre /facility recognized by the University: **Nil**

19. Publications:

| Sr. No. | Type of Publication<br>In peer reviewed journals | Number of publications |
|---------|--|------------------------|
| 1       | National   | Nil                    |
|         | International                                    | Nil                    |
| 2       | Book Publication                                 | 03                     |

20. Areas of consultancy and income generated:

| Sr. No. | Consultancy provided            | Income generated |
|---------|---------------------------------|------------------|
| 1       | Paper setting                   |                  |
| 2       | Paper Assessment and Moderation |                  |
| 3       | Subject Expert                  | -                |

21. Faculty as members in a) National Committees b) International Committees

c) Editorial Board: Nil

22. Student projects

a. Percentage of students who have done in-house projects including inter departmental /programme: Nil

b. Percentage of students placed for projects in organizations outside the institution i.e.in Research laboratories/Industry/ other agencies Nil

23. Awards / Recognitions received by faculty and students NIL

24. List of eminent academicians and scientists / visitors to the department:

| Sr. No. | Name of the eminent personality                                 | Designation / Contribution |
|---------|---|----------------------------|
| 1       | Shri Patil S.D. J.E.S. College Jalna                            | Assistant Professor        |
| 2       | Shri Sanap G.K. Majalgaon College Majalgaon                     | Associate Professor        |
| 3       | Shri Jogade M.A. Arts, Commerce and Science College KilleDharur | Assistant Professor        |
| 4       | Dr.V.B.Bhalerao Swa.Sawarkar Mahavidyalaya Beed                 | Assistant Professor        |

25. Seminars/ Conferences/Workshops organized & the source of funding

a) National: b) International: Nil

26. Student profile programme/course wise:

| Academic Year | Name of the Course/programme (refer question no. 4) | Applications received | Selected | M  | F  | Pass percentage |
|---------------|---|-----------------------|----------|----|----|-----------------|
| 2009-10       | B.Sc.F.Y.   | 43                    | 43       | 30 | 13 | 97.67           |
|               | B.Sc.S.Y.   | 19                    | 19       | 9  | 10 | 68.75           |
|               | B.Sc.T.Y.   | 33                    | 33       | 26 | 7  | 100             |
| 2010-11       | B.Sc.F.Y.   | 86                    | 86       | 68 | 18 | 96.51           |
|               | B.Sc.S.Y.   | 31                    | 31       | 20 | 11 | 100             |
|               | B.Sc.T.Y.   | 3                     | 3        | 3  | 0  | 100             |
| 2011-12       | B.Sc.F.Y.   | 36                    | 36       | 24 | 12 | 97.23           |
|               | B.Sc.S.Y.   | 72                    | 72       | 57 | 15 | 94.45           |
|               | B.Sc.T.Y.   | 55                    | 55       | 34 | 21 | 96.30           |
| 2012-13       | B.Sc.F.Y.   | 39                    | 39       | 33 | 6  | 100             |
|               | B.Sc.S.Y.   | 26                    | 26       | 13 | 13 | 96.15           |
|               | B.Sc.T.Y.   | 60                    | 60       | 48 | 12 | 96.67           |
| 2013-14       | B.Sc.F.Y.   | 63                    | 63       | 51 | 12 | 100             |
|               | B.Sc.S.Y.   | 41                    | 41       | 33 | 8  | 97.60           |
|               | B.Sc.T.Y.   | 31                    | 31       | 17 | 14 | 93.55           |
| 2014-15       | B.Sc.F.Y.   | 114                   | 114      | 90 | 24 | 100             |
|               | B.Sc.S.Y.   | 50                    | 50       | 38 | 12 | 96.00           |
|               | B.Sc.T.Y.   | 44                    | 44       | 33 | 11 | 95.45           |

\*M = Male \*F = Female

27. Diversity of Students

| Academic Year      | Name of the Course | % of students from the same state | % of students from other States | % of students from abroad |
|--------------------|--------------------|-----------------------------------|---------------------------------|---------------------------|
| 2009-10 to 2014-15 | B.Sc.              | 100                               | Nil                             | Nil                       |

28. How many students have cleared national and state competitive examinations such as NET, SLET, GATE, Civil services, Defense services, etc.?: **Nil**

29. Student progression

| Student progression              |         | % against enrolled |
|----------------------------------|---------|--------------------|
| UG to PG                         | 2009-10 | 30.30              |
|                                  | 2010-11 | 33.33              |
|                                  | 2011-12 | 41.81              |
|                                  | 2012-13 | 46.66              |
|                                  | 2013-14 | 58.06              |
|                                  | 2014-15 | 54.54              |
| Employed                         |         | Nil                |
| • Campus selection               |         |                    |
| • Other than campus recruitment  |         |                    |
| Entrepreneurship/Self-employment |         | 50 %               |

30. Details of Infrastructural facilities

a) Library: **Central Library**

b) Internet facilities for Staff & Students: **Available in Library**

c) Class rooms: As per Time Table of the College

d) Laboratory: **Nil**

31. Number of students receiving financial assistance from college, university, Government or other agencies:

| Year    | Class     | Total Student | EBC | GOI |
|---------|-----------|---------------|-----|-----|
| 2009-10 | B.Sc.F.Y. | 43            | 27  | 14  |
|         | B.Sc.S.Y. | 19            | 11  | 8   |
|         | B.Sc.T.Y. | 33            | 21  | 12  |
| 2010-11 | B.Sc.F.Y. | 86            | 48  | 37  |
|         | B.Sc.S.Y. | 31            | 19  | 12  |
|         | B.Sc.T.Y. | 3             | 2   | 1   |
| 2011-12 | B.Sc.F.Y. | 36            | 21  | 15  |
|         | B.Sc.S.Y. | 72            | 48  | 24  |
|         | B.Sc.T.Y. | 55            | 36  | 19  |
| 2012-13 | B.Sc.F.Y. | 39            | 22  | 17  |
|         | B.Sc.S.Y. | 26            | 17  | 9   |
|         | B.Sc.T.Y. | 60            | 40  | 20  |
| 2013-14 | B.Sc.F.Y. | 63            | 21  | 42  |
|         | B.Sc.S.Y. | 41            | 23  | 18  |
|         | B.Sc.T.Y. | 31            | 19  | 12  |
| 2014-15 | B.Sc.F.Y. | 114           | 66  | 48  |
|         | B.Sc.S.Y. | 50            | 20  | 30  |
|         | B.Sc.T.Y. | 44            | 26  | 18  |

32. Details on student enrichment programmes (special lectures / workshops / seminar) with external experts:

| Sr. No. | Name of the enrichment programme (special lecture / | Date of organization | Topic   | Name and designation of the external expert |
|---------|---|----------------------|---------|---|
| 1       | Guest Lecturer                                      |                      | Algebra | Shri Dixit C.L.                             |

33. Teaching methods adopted to improve student learning:

- .ICT
- Group Discussion
- Question answer method
- Quiz
- Seminar
- Charts (by using Internet )

34. Participation in Institutional Social Responsibility (ISR) and Extension Activities **Nil**

35. SWOC analysis of the department and Future plans

**Strength**

- \* Good Specilization faculties
- Sincere efforts for quality education
- Results 94 to 100%.
- To learn Mathematics as a optional paper is good interest in the students.

**Weakness**

- Full time second post is not filled.
- The number of reference books in Central Library are less

**Opportunities**

- There is an opportunity for the faculty and students to go for Higher Education.
- Student and staff having opportunity to learn the any concept regarding mathematics by using Internet.

**Challenges**

- Major student come to this department having poor basic knowledge of mathematics.
- To motivate student for P.G. in mathematics.

**Future plans**

- To increase the student strength for going towards P.G. in mathematics.
- To organize National Seminar.
- To undertake research activity by the faculty.
- To send minor research project to University Grant Commission.
- To arrange more students Seminars.
- To arrange qualitative Guest Lecturer for students of Mathematics
- To organize one exam in year to find Scholar of mathematics.
- To guide the students for Competitive Examination.

## Evaluative Report Of The Zoology Departments

1. Name of the department **ZOOLOGY**
2. Year of Establishment **1996**
3. Names of Programmes / Courses offered (UG, PG, M.Phil., Ph.D., Integrated Masters; Integrated Ph.D., etc.) – **UG- B.Sc.**
4. Names of Interdisciplinary courses and the departments/units involved -**NIL**
5. Annual/ semester/choice based credit system (programme wise)

| Sr.No. | Year                      | programme | Annual/ semester |
|--------|---------------------------|-----------|------------------|
| 1      | 2009-2010                 | B.Sc.F.Y. | Semester         |
|        |                           | B.Sc.S.Y. | Annual           |
|        |                           | B.Sc.T.Y. | Annual           |
| 2      | 2010-2011                 | B.Sc.F.Y. | Semester         |
|        |                           | B.Sc.S.Y. | Semester         |
|        |                           | B.Sc.T.Y. | Annual           |
| 3      | 2011-2012 to till to date | B.Sc.F.Y. | Semester         |
|        |                           | B.Sc.S.Y. | Semester         |
|        |                           | B.Sc.T.Y. | Semester         |

6. Participation of the department in the courses offered by other department **Nil**
7. Courses in collaboration with other universities, industries, foreign institutions,etc.- **Nil**
8. Details of courses/programmes discontinued (if any) with reason:- **Nil**
9. Number of teaching posts

| Sr.No. | Posts                | Sanctioned | Filled     |
|--------|----------------------|------------|------------|
| 1      | Professors           | <b>Nil</b> | <b>Nil</b> |
| 2      | Associate Professors | <b>Nil</b> | <b>Nil</b> |
| 3      | Asst. Professors     | <b>02</b>  | <b>02</b>  |

10. Faculty profile with name, qualification, designation, specialization, (D.Sc./D.Litt./Ph.D. / M. Phil. etc.,)

| Name                       | Qualification           | Designation      | Specialization  | No. of Years of Experience | No. of Ph.D. Students guided for the last 4 years |
|----------------------------|-------------------------|------------------|-----------------|----------------------------|---|
| Dr. Ingole Sitaram Bapurao | M.Sc.<br>Ph.D.          | Asst. Professors | Fishery Science | 18 Years -UG               | Nil   |
| Dr. Naik Sudhir Ramkrishna | M.Sc.<br>B.Ed.<br>Ph.D. | Asst. Professors | Fishery Science | 5 Years-UG                 | Nil   |

11. List of senior visiting faculty- **Nil**
12. Percentage of lectures delivered and practical classes handled (programme wise by temporary faculty-**Nil**

13. Student -Teacher Ratio (programme wise)

| Sr.No. | Year      | Total Number of Students Classwise |    | Total Number of Students Program wise | Students Teacher Ratio |
|--------|-----------|------------------------------------|----|---------------------------------------|------------------------|
| 1      | 2009-2010 | B.Sc.F.Y.                          | 35 | 51                                    | 25.50:1                |
|        |           | B.Sc.S.Y.                          | 08 |                                       |                        |
|        |           | B.Sc.T.Y.                          | 14 |                                       |                        |
| 2      | 2010-2011 | B.Sc.F.Y.                          | 49 | 79                                    | 38.50:1                |
|        |           | B.Sc.S.Y.                          | 24 |                                       |                        |
|        |           | B.Sc.T.Y.                          | 6  |                                       |                        |
| 3      | 2011-2012 | B.Sc.F.Y.                          | 33 | 102                                   | 51:1                   |
|        |           | B.Sc.S.Y.                          | 39 |                                       |                        |
|        |           | B.Sc.T.Y.                          | 30 |                                       |                        |
| 4      | 2012-2013 | B.Sc.F.Y.                          | 28 | 85                                    | 42.50:1                |
|        |           | B.Sc.S.Y.                          | 29 |                                       |                        |
|        |           | B.Sc.T.Y.                          | 28 |                                       |                        |
| 5      | 2013-2014 | B.Sc.F.Y.                          | 51 | 101                                   | 50:1                   |
|        |           | B.Sc.S.Y.                          | 21 |                                       |                        |
|        |           | B.Sc.T.Y.                          | 29 |                                       |                        |
| 6      | 2014-2015 | B.Sc.F.Y.                          | 58 | 137                                   | 68.50:1                |
|        |           | B.Sc.S.Y.                          | 51 |                                       |                        |
|        |           | B.Sc.T.Y.                          | 28 |                                       |                        |

14. Number of academic support staff (technical) and administrative staff; sanctioned and filled

| Sr.No. | Posts                              | Sanctioned | Filled |
|--------|------------------------------------|------------|--------|
| 1      | Non-Teaching staff Lab. Assistance | 01         | 01     |
| 2      | Non-Teaching staff Lab. Attendance | 01         | 01     |

15. Qualifications of teaching faculty with D.Sc. / D. Litt / Ph.D./ MPhil / PG.

| Sr.No | Name teaching faculty      | Qualification     |
|-------|----------------------------|-------------------|
| 1     | Dr.Ingole Sitaram Bapurao  | M.Sc. Ph.D.       |
| 2     | Dr. Naik Sudhir Ramkrishna | M.Sc. B.Ed. Ph.D. |

16. Number of faculty with ongoing projects from a) National b) International funding agencies and grants received-Nil

17. Departmental projects funded by DST - FIST; UGC, DBT, ICSSR, etc. and total grants received.

| Sr.no. | Name of faculty           | funded by Agency | Amounts  |
|--------|---------------------------|------------------|----------|
| 1      | Dr.Ingole Sitaram Bapurao | Br,BAMU A.bad    | 25,000/- |

18. Research Centre /facility recognized by the University- Nil

19. Publications:

a) Publication per faculty

1. Dr. Ingole Sitaram Bapurao- 20
2. Dr. Naik Sudhir Ramkrishna-06

Number of papers published in peer reviewed journals (national /international) by faculty and students

20. Areas of consultancy and income generated- Nil

21. Faculty as members in

**a. National committees**

**1. Dr.S.B.Ingole**

1) Life member of “THE INDIAN SCIENCE CONGRESS ASSOCIATION”14, Dr. Biresh guha street Kolkata -700017. W.B.India. 2011-2012.

2) Life member of ‘Association of Zoologist, India’ Maharashtra State, India.2011.

3) Annual Member, Forum of Zoology. Dr. Babasaheb Ambedkar Marathwada University, Aurangabad.M.S. India. 2010-2011.

b) International Committees -Nil

c) Editorial Boards....-Nil

22. Student projects

a) Percentage of students who have done in-house projects including inter departmental/programme:- Nil

b) Percentage of students placed for projects in organizations outside the institution i.e.in Research laboratories/Industry/ other agencies- Nil

23. Awards / Recognitions received by faculty and students

**I. Awards received by faculty**

| Sr. No. | Awards                                       | Years | Received from   |
|---------|--|-------|---|
| 1.      | “ Fellowship “Award                          | 2005  | Indian Association of Aquatic Biologists (IAAB) Hyderabad, Andhra Pradesh. India.2005.  |
| 2.      | “Best Poster Presentation Award ”            | 2011  | National Conference on Frontire in life sciences at Shardabai Pawar Womens College,Baramati. Dist.Pune.M.S. India.  |
| 3.      | “Best Poster Presentation Award ”            | 2010  | National level seminar on Nano science at Sinnar College, Sinnar. Dist.Nasik .M.S.  |
| 4.      | “Best year of the Research Paper Award”2011. | 2011  | National Journal ‘RESEARCH LINK’ Indor, Madhya Pradesh, India. (ISSN-0973-1628)2011.  |
| 5.      | “Best Poster Presentation Award ”            | 2011  | National conference On Conservation and Biodiversity in relation to Climatic changes and Global impact. Adarsh Education society’s College,Hingoli.M.S.India. |
| 5.      | “Best Poster Presentation Award ”            | 2012  | National level seminar on Parasite fate into living system on date. 25 August 2012, Mahatma Gandhi College Ahmadpur, Dist. Latur. M.S. India                  |
| 6.      | “Best year of the Research Paper Award”2011. | 2013  | National Journal ‘RESEARCH LINK’ Indor, Madhya Pradesh, India. (ISSN-0973-1628).  |

## II. Recognitions

| Sr. No. | Recognitions               | Name                       | Recognitions from Agency   |
|---------|----------------------------|----------------------------|----------------------------|
| 1.      | PG-Teacher                 | Dr.Ingole Sitaram Bapurao  | Dr. BAMU Aurangabad.       |
| 2.      | Ph.D. Guide                | Dr.Ingole Sitaram Bapurao  | JJT University , Rajasthan |
| 3.      | Member, BOS, Military Sci. | Dr. Naik Sudhir Ramkrishna | Dr. BAMU Aurangabad.       |

### 24. List of eminent academicians and scientists / visitors to the department

| Sr. No. | Name of eminent academicians and scientists / visitors | Designation  |
|---------|--|--|
| 1.      | Dr. K.M. Kulkarni                                      | Ex. Director, Higher edu. Govt. Maharashtra & Vice Chancellor, SRTMU Nanded.M.S. |
| 2.      | Dr. Hivare C.J.  | Director, Sericulture Department, Govt. of Maharashtra, Nagpur.M.S.              |
| 3.      | Dr. Ram Chavan   | Associate Prof. Dept.of Zoology, Dr.BAMU Aurangabad.                             |
| 4.      | Dr. Ravi Reddy   | Associate Prof. Dept.of Zoology, Dr.BAMU Aurangabad.                             |
| 5.      | Dr. Y.K.Khillar  | Prof.& Head, Dept.of Zoology, Dr.BAMU Aurangabad.                                |
| 5.      | Dr. S.S. Shinde  | Head, Dept.of Zoology, Majalgaon College, Majalgaon.                             |
| 6.      | Dr. S.B.Rankhamb                                       | Head, Dept.of Zoology, nitin College,Sonkhed                                     |
| 7.      | Dr. S.P.Chavan   | Associate Prof. School of Life Sci. SRTMU Nanded.M.S.                            |
| 8.      | Dr. A.C. Kumbhar                                       | Head, Dept.of Zoology, Shankarrao Patil College Akluj Dist. Solapur              |
| 9.      | Dr. B. V. Jadhav                                       | Head, Dept. of Zoology, Balasaheb Desai College Patanj Dist. Satara              |
| 10.     | Dr. V.B.Kakade   | Head, Dept.of Zoology, E.V. College Varwand Dist. Pune                           |

### 25. Seminars/ Conferences/Workshops organized & the source of funding

#### a) National

| Sr. No | Themes   | source of funding | Amounts    | Participants Delegates |
|--------|--|-------------------|------------|------------------------|
| 1.     | NATIONAL CONFERENCE ON ANIMAL BIODIVERSITY: IT'S CONSERVATION AND MANAGEMENT FOR SUSTAINABLE DEVELOPMENT [NCABCMDS]”, date 03 <sup>rd</sup> & 04 <sup>th</sup> October 2013, | UGC-WRO           | 1,00,000/- | 135                    |

#### b) International:- Nil



26. Student profile programme/course wise:

| Sr. No. | Year      | Name of the Course/programme<br>(refer question no. 4) |    | Applications received | Selected | Enrolled |    | Pass percentage % |
|---------|-----------|--|----|-----------------------|----------|----------|----|-------------------|
|         |           |  |    |                       |          | *M       | *F |                   |
| 1       | 2009-2010 | B.Sc.F.Y.  | 35 | 35                    | 35       | 23       | 12 | 82%               |
|         |           | B.Sc.S.Y.  | 08 | 08                    | 08       | 05       | 03 | 27%               |
|         |           | B.Sc.T.Y.  | 14 | 14                    | 14       | 13       | 01 | 14%               |
| 2       | 2010-2011 | B.Sc.F.Y.  | 49 | 49                    | 49       | 29       | 20 | 89%               |
|         |           | B.Sc.S.Y.  | 22 | 22                    | 22       | 16       | 06 | 37.50%            |
|         |           | B.Sc.T.Y.  | 6  | 6                     | 6        | 03       | 03 | 100%              |
| 3       | 2011-2012 | B.Sc.F.Y.  | 33 | 33                    | 33       | 16       | 17 | 80.50%            |
|         |           | B.Sc.S.Y.  | 39 | 39                    | 39       | 27       | 12 | 65.47%            |
|         |           | B.Sc.T.Y.  | 30 | 30                    | 30       | 25       | 05 | 96.24%            |
| 4       | 2012-2013 | B.Sc.F.Y.  | 28 | 28                    | 28       | 18       | 10 | 81%               |
|         |           | B.Sc.S.Y.  | 29 | 29                    | 29       | 17       | 12 | 65.50%            |
|         |           | B.Sc.T.Y.  | 28 | 28                    | 28       | 17       | 11 | 96.50%            |
| 5       | 2013-2014 | B.Sc.F.Y.  | 51 | 51                    | 51       | 29       | 22 | 95%               |
|         |           | B.Sc.S.Y.  | 21 | 21                    | 21       | 11       | 10 | 97%               |
|         |           | B.Sc.T.Y.  | 29 | 29                    | 29       | 17       | 12 | 93%               |
| 6       | 2014-2015 | B.Sc.F.Y.  | 58 | 58                    | 58       | 38       | 20 | 65.45%            |
|         |           | B.Sc.S.Y.  | 51 | 51                    | 51       | 28       | 23 | 80.76%            |
|         |           | B.Sc.T.Y.  | 28 | 28                    | 28       | 18       | 10 | 87.25%            |

\*M = Male \*F = Female

27. Diversity of Students

| Name of the Course<br>B.Sc.. Zoology | % of students from the same state | % of students from other States | % of students from abroad |
|--------------------------------------|-----------------------------------|---------------------------------|---------------------------|
| 2009-10                              | 100/.                             | Nil                             | Nil                       |
| 2010-11                              | 100/.                             | Nil                             | Nil                       |
| 2011-12                              | 100/.                             | Nil                             | Nil                       |
| 2012-13                              | 100/.                             | Nil                             | Nil                       |
| 2013-14                              | 100/.                             | Nil                             | Nil                       |

28. How many students have cleared national and state competitive examinations such as NET, SLET, GATE, Civil services, Defense services, etc.? Nil

29. Student progression

| Student progression    | Against % enrolled |
|------------------------|--------------------|
| UG to PG               | 5%                 |
| PG to M.Phil.          | Nil                |
| PG to Ph.D.            | 2%                 |
| Ph.D. to Post-Doctoral | Nil                |
| <b>Employed</b>        |                    |

|   |     |
|---|-----|
| <ul style="list-style-type: none"> <li>• Campus selection</li> <li>• Other than campus recruitment</li> </ul> | Nil |
| Entrepreneurship/Self-employment  |     |

30. Details of Infrastructural facilities

- Library- Central Library available
- Internet facilities for Staff & Students- Yes for staff in lab.
- Class rooms with ICT facility –Yes- Common
- Laboratories- Yes

31. Number of students receiving financial assistance from college, university, government or other agencies-

| Year  | Class/     | students | FP/EBC | GOI |
|-------|------------|----------|--------|-----|
| 2009- | B.Sc. F.Y- | 35       | 23     | 12  |
| 2010  | B.Sc. S.Y- | 39       | 25     | 14  |
|       | B.Sc. T.Y- | 30       | 21     | 09  |
| 2010- | B.Sc. F.Y- | 51       | 28     | 23  |
| 2011  | B.Sc. S.Y- | 49       | 27     | 22  |
|       | B.Sc. T.Y- | 06       | 01     | 05  |
| 2011- | B.Sc. F.Y- | 45       | 29     | 16  |
| 2012  | B.Sc. S.Y- | 26       | 15     | 09  |
|       | B.Sc. T.Y- | 30       | 21     | 09  |
| 2012- | B.Sc. F.Y- | 29       | 19     | 10  |
| 2013  | B.Sc. S.Y- | 27       | 21     | 06  |
|       | B.Sc. T.Y- | 29       | 18     | 11  |
| 2013- | B.Sc. F.Y- | 56       | 31     | 25  |
| 2014  | B.Sc. S.Y- | 24       | 15     | 09  |
|       | B.Sc. T.Y- | 32       | 23     | 09  |
| 2014- | B.Sc. F.Y- | 59       | 29     | 30  |
| 2015  | B.Sc. S.Y- | 51       | 31     | 20  |
|       | B.Sc. T.Y- | 28       | 20     | 08  |

32. Details on student enrichment programmes (special lectures / workshops /seminar) with external experts- Nil

33. Teaching methods adopted to improve student learning

- Lecture Method
- Question/Answer Methods
- Discussion Method
- ICT Method
- Practical Method

34. Participation in Institutional Social Responsibility (ISR) and Extension activities

35. SWOC analysis of the department and Future plans

1. **Strengths:**

- Qualified and competent faculties available in department.
- Various curriculum and Co-curriculum activities are organized under department.
- Well-equipped facility available in laboratory.
- Text Books and Reference Books available in central Library.

2. **Weaknesses:**

- Students' enrollment is less because it's rural area.
- Insufficient additional study material.

### **3. Opportunities:**

- 1) To develop Zoological museum.
- 2) Guidance to student for competitive examination with the subject of Zoology.

### **4. Challenges:-**

- To increase students enrollment for the subject History.
- Depression of students towards conventional courses.
- To develop awareness among the students about the importance of the subject Zoology and its branches.

### **5. Future plans:-**

- To provide information and communication technology effectively.
- To arrange students visits to various Costal areas and Zoological museum.
- To motivate the students to appear in the competitive examination.
- To organize National level conference in Zoology as well as Life Science.
- Complete research projects undergo / University Schemes.

## Evaluative Report of the Botany Department

1. Name of the Department : **BOTANY**
2. Year of establishment : **1996**
3. Names of programmes offered (UG, PG, M.Phil., Ph.D., Integrated Masters; Integrated Ph.D., D.Sc. D.Lit. etc.) : **Faculty of SCIENCE**
4. Courses in collaboration with other universities, industries, foreign institutions, **NIL**
5. Annual/ Semester/ Choice Based Credit

| Year                    | programmes                             | Annual/ Semester                                      |
|-------------------------|--|---|
| 2010-2011               | B.Sc. F.Y-<br>B.Sc. S.Y-<br>B.Sc. T.Y- | <b>Semester</b><br>Annual<br>Annual                   |
| 2011-2012               | B.Sc. F.Y-<br>B.Sc. S.Y-<br>B.Sc. T.Y- | <b>Semester</b><br><b>Semester</b><br>Annual          |
| 2012-2013 to<br>2015-16 | B.Sc. F.Y-<br>B.Sc. S.Y-<br>B.Sc. T.Y- | <b>Semester</b><br><b>Semester</b><br><b>Semester</b> |

6. Participation of the department in the courses offered by other department:- **Nil**
7. Courses in collaboration with other universities, industries, foreign institutions, **NIL**
8. Details of programmes discontinued, if any, with reasons **NIL**
9. Number of teaching posts sanctioned

| Number of teaching posts   | sanctioned | Filled    |
|----------------------------|------------|-----------|
| <b>Assistant Professor</b> | <b>02</b>  | <b>02</b> |

10. Faculty profile with name, qualification, designation, area of specialization, experience and research under guidance (2009-2016)

| Name              | Qualification  | Designation         | Specialization  | No. of Years of Experience | No. of Ph.D./M.Phil students guided (2009-2016) |
|-------------------|----------------|---------------------|-----------------|----------------------------|---|
| Dr. Ghadsing P.G. | M. Phil, Ph.D. | Assistant Professor | Plant Pathology | 16 Yrs.                    | -----   |
| Dr. Honna G.B.    | M. Phil, Ph.D. | Assistant Professor | Plant Pathology | 15 Yrs.                    | -----   |

11. List of senior Visiting faculty, emeritus professors: **NIL**
12. Percentage of classes taken by temporary faculty – programme-wise information
- 13.( Programme-wise) Student Teacher Ratio

| Year      | Total No. of Student Class wise              | Total No. of Student programme-wise | Student Teacher Ratio |
|-----------|--|-------------------------------------|-----------------------|
| 2009-2010 | B.Sc. F.Y-35<br>B.Sc. S.Y-07<br>B.Sc. T.Y-12 | 54                                  | 27:1                  |
| 2010-2011 | B.Sc. F.Y-57<br>B.Sc. S.Y-23<br>B.Sc. T.Y-06 | 86                                  | 43:1                  |
| 2011-2012 | B.Sc. F.Y-41<br>B.Sc. S.Y-47                 | 118                                 | 59:1                  |

|           |   |     |        |
|-----------|---|-----|--------|
|           | B.Sc. T.Y- 30                                   |     |        |
| 2012-2013 | B.Sc. F.Y- 41<br>B.Sc. S.Y- 32<br>B.Sc. T.Y- 35 | 108 | 54:1   |
| 2013-2014 | B.Sc. F.Y- 75<br>B.Sc. S.Y- 29<br>B.Sc. T.Y- 32 | 136 | 68:1   |
| 2014-2015 | B.Sc. F.Y- 70<br>B.Sc. S.Y- 73<br>B.Sc. T.Y- 38 | 181 | 90.5:1 |

14. Number of academic support staff (technical) and administrative staff: Sanctioned, filled **Lab Attendance- 0 1**

15. Number of faculty with ongoing projects from **NIL**

a) National

b) International funding agencies and

c) Total grants received.

16. Departmental projects funded by DST-FIST; UGC-SAP/CAS, DPE;DBT, ICSSR, AICTE,etc.; total grants received. : **NIL**

17. Research facility / center recognized by the University : **NIL**

18. Publication: **NIL**

19. Areas of consultancy and income generated

| Sr. | Name              | consultancy                                       |
|-----|-------------------|---|
| 1.  | Dr. Ghadsing P.G. | JCS, Paper setting, Practical Examiner, Moderator |
| 2.  | Dr. Honna G.B.    | JCS, Paper setting, Practical Examiner, Moderator |

20. Faculty serving in; **NIL**

a) National committees

b) International committees

c) Editorial Boards

21. Student projects Percentage of students who have done in-house projects including inter-departmental projects: **NIL**

22. Awards / recognitions received by faculty and students: **NIL**

23. List of eminent academic and scientists / visitors to the department;

| Sr.No. | Name of the eminent personality | Designation / Contribution |
|--------|---------------------------------|----------------------------|
| 1      | Dr. G.M. Kulkarni               | Professor, Ex-Principal    |
| 2      | Dr. P.D. Deshmukh               | Professor                  |
| 3      | Dr. I.B. Salunke                | Professor                  |

24. Seminars/ Conferences/Workshops organized and the source of funding (National / international) with details of outstanding participants, if any. **NIL**

25. Student profile

| Year      | Total No. of Student Class wise | Applications Received | selected | Enrolled |        | Pass Percentage |
|-----------|---------------------------------|-----------------------|----------|----------|--------|-----------------|
|           |                                 |                       |          | Male     | Female |                 |
| 2009-2010 | B.Sc. F.Y-                      | 35                    | 35       | 23       | 12     | <b>100%</b>     |
|           | B.Sc. S.Y-                      | 07                    | 07       | 03       | 04     | <b>100%</b>     |
|           | B.Sc. T.Y-                      | 12                    | 12       | 10       | 02     | <b>60%</b>      |
| 2010-2011 | B.Sc. F.Y-                      | 57                    | 57       | 34       | 23     | <b>100%</b>     |

|           |            |    |    |    |    |             |
|-----------|------------|----|----|----|----|-------------|
|           | B.Sc. S.Y- | 23 | 23 | 17 | 06 | <b>98%</b>  |
|           | B.Sc. T.Y- | 06 | 06 | 03 | 03 | <b>96%</b>  |
| 2011-2012 | B.Sc. F.Y- | 41 | 41 | 23 | 18 | <b>100%</b> |
|           | B.Sc. S.Y- | 47 | 47 | 32 | 15 | <b>94%</b>  |
|           | B.Sc. T.Y- | 30 | 30 | 17 | 04 | <b>92%</b>  |
| 2012-2013 | B.Sc. F.Y- | 41 | 41 | 25 | 16 | <b>97 %</b> |
|           | B.Sc. S.Y- | 32 | 32 | 20 | 12 | <b>91%</b>  |
|           | B.Sc. T.Y- | 35 | 35 | 21 | 14 | <b>92%</b>  |
| 2013-2014 | B.Sc. F.Y- | 75 | 75 | 52 | 23 | <b>100%</b> |
|           | B.Sc. S.Y- | 29 | 29 | 15 | 14 | <b>91%</b>  |
|           | B.Sc. T.Y- | 32 | 32 | 20 | 12 | <b>92%</b>  |
| 2014-2015 | B.Sc. F.Y- | 70 | 70 | 48 | 22 | <b>98%</b>  |
|           | B.Sc. S.Y- | 73 | 73 | 47 | 26 | <b>94%</b>  |
|           | B.Sc. T.Y- | 38 | 38 | 23 | 15 | <b>92%</b>  |

26. Diversity of students

| Sr. No.  | Name of the Programme | % of students from the same States | % of students from other States | % of students from other countries |
|----------|-----------------------|------------------------------------|---------------------------------|------------------------------------|
| <b>1</b> | <b>B. Sc. Botany</b>  | <b>100%</b>                        | <b>NIL</b>                      | <b>NIL</b>                         |

27. How many students have cleared Civil Services and Defense Services examinations, NET, SET, GATE and other competitive examinations? NIL

28. Student progression

| Student progression | % against enrolled |
|---------------------|--------------------|
| 2009-2010           | 3                  |
| 2010-2011           | 3                  |
| 2011-2012           | 4                  |
| 2012-2013           | 6                  |
| 2013-2014           | 7                  |
| 2014-2015           | 10                 |

29. Present details of departmental infrastructural facilities

- a) Library – **Central Library**
- b) Internet facilities for staff and students: **yes, Available in Department**
- c) Class rooms: **yes**
- e) Laboratories: **yes**

30. Number of post graduate students getting financial assistance from the University, government or other agencies.

| Year      | Class/     | students | FP/EBC | GOI |
|-----------|------------|----------|--------|-----|
| 2009-2010 | B.Sc. F.Y- | 35       | 24     | 11  |
|           | B.Sc. S.Y- | 07       | 03     | 04  |
|           | B.Sc. T.Y- | 12       | 09     | 03  |
| 2010-2011 | B.Sc. F.Y- | 57       | 32     | 25  |
|           | B.Sc. S.Y- | 23       | 16     | 07  |
|           | B.Sc. T.Y- | 06       | 01     | 05  |
| 2011-2012 | B.Sc. F.Y- | 41       | 29     | 12  |
|           | B.Sc. S.Y- | 47       | 32     | 15  |
|           | B.Sc. T.Y- | 30       | 21     | 09  |

|           |            |    |    |    |
|-----------|------------|----|----|----|
| 2012-2013 | B.Sc. F.Y- | 41 | 26 | 15 |
|           | B.Sc. S.Y- | 32 | 21 | 11 |
|           | B.Sc. T.Y- | 35 | 24 | 11 |
| 2013-2014 | B.Sc. F.Y- | 75 | 45 | 30 |
|           | B.Sc. S.Y- | 29 | 17 | 12 |
|           | B.Sc. T.Y- | 32 | 20 | 12 |
| 2014-2015 | B.Sc. F.Y- | 70 | 36 | 34 |
|           | B.Sc. S.Y- | 73 | 46 | 27 |
|           | B.Sc. T.Y- | 38 | 25 | 13 |

31. Give details of student enrichment programmes (special lectures /workshops / seminar) involving external experts.

For students, enrichment programmes like Visiting Scientist lectures are arranged by the Department & all the students of the Dept. participated in these programmes.

| Sr. | Name and designation of the external expert | Date of Organization | Topic of enrichment programmes   |
|-----|---|----------------------|----------------------------------|
| 1.  | Sagar Chopde                                | 25 Jan. 2010         | Pollution awareness              |
| 2.  | Mr. Pawar S. R.                             | 17 Jan. 2011         | Conservation of Medicinal plants |
| 3.  | Dr. I. B. Salunke                           | 18 Sept. 2013        | Utilization of Plants            |
| 4.  | Dr. I. B. Salunke                           | 17 Jan. 2014         | Cytology                         |
| 5.  | Dr. I. B. Salunke                           | 03 Feb. 2015         | Nomenclature                     |

32. Teaching methods adopted to improve student learning;

**Question answer method, Model, Charts, Group discussion, ICT.**

33. Participation in Institution Social Responsibility (ISR) and Extension:

**Planted department at Manjra on 26 July 2013, Women Harassment cell,**

34. Detail five major Strengths, Weaknesses, Opportunities and Challenges (SWOC) of the department.

#### **Strengths**

Excellent and dedicated faculty and intelligent students reflected in the results

Qualified teaching staff

100% success rate

#### **Weaknesses**

- Lack of furniture and infrastructure.

#### **Opportunity**

Department can be

-a center of excellence in Biodiversity studies

-Extension of research faculty

Waste land development and management program

#### **Challenges**

Biodiversity conservation

Publications in high impact factor journals

#### **Future plans.**

Enrichment of the lead Botanical garden.

To bring conference/ seminars.

## Evaluative Report of the Computer Science Department

1. Name of the department: **Computer Science**
2. Year of Establishment: **1996**
3. Names of Programmes / Courses offered (UG, PG, M.Phil., Ph.D., and Integrated Masters;  
Integrated Ph.D., etc.): **UG (B.Sc.)**
4. Names of Interdisciplinary courses and the departments/units involved: **Nil**
5. Annual/ semester/choice based credit system (programme wise)

| Year                     | Programme | Annual/<br>semester |
|--------------------------|-----------|---------------------|
| 2009-10                  | B.Sc.F.Y. | Semester            |
|                          | B.Sc.S.Y. | Annual              |
|                          | B.Sc.T.Y. | Annual              |
| 2010-11                  | B.Sc.F.Y. | Semester            |
|                          | B.Sc.S.Y. | Semester            |
|                          | B.Sc.T.Y. | Annual              |
| 2011-12 to<br>till today | B.Sc.F.Y. | Semester            |
|                          | B.Sc.S.Y. | Semester            |
|                          | B.Sc.T.Y. | Semester            |
|                          | B.Sc.S.Y. | Semester            |
|                          | B.Sc.T.Y. | Semester            |

6. Participation of the department in the courses offered by other departments: **Nil**

**7. Courses in collaboration with other universities, industries, foreign institutions, Government of Maharashtra etc**

1. MSCIT online Examination regularly on every month.
2. IIT Mumbai Spoken Tutorial Programme ONLINE Test as per our schedule.

**8. Details of courses/programmes discontinued (if any) with reasons:**

As per Local Co-ordination committee decide to shift the Centre MSCIT Online Examination from college to the school. Hence course No. 1 is presently discontinued.

**9. Number of teaching posts**

| Name of the<br>teaching post | Sanctioned | Filled |
|------------------------------|------------|--------|
| Assistant<br>Professor       | 2          | 1      |
| CHB                          | 2          | 3      |

10. Faculty profile with name, qualification, designation, specialization,z  
(D.Sc./D.Litt./Ph.D. / M. Phil. etc.,)

| Name of the<br>faculty | Qualificatio<br>n                 | Designat<br>ion        | Specialization | No. of<br>Years of<br>experience | No. of Ph.D.<br>Students<br>guided for<br>the last 4<br>years |
|------------------------|-----------------------------------|------------------------|----------------|----------------------------------|---|
| Shri. Kulkarni<br>M.K. | M.Sc.Comp<br>-Sci, Maths<br>B.Ed. | Assistant<br>Professor | C Programing   | 12                               | Nil   |



|                   |                           |              |  |     |     |
|-------------------|---------------------------|--------------|--|-----|-----|
| Shri Dabhade S.N. | M.C.M.M.S c.CompSci       | CHB Lecturer |  | 03  | Nil |
| Shri. Sasane D.B. | M.Sc.Comp -Sci, Phy B.Ed. | CHB Lecturer |  | 01  | Nil |
| Ku. Hatole P.P.   | M.Sc.Comp . Sci           | CHB Lecturer |  | Nil | Nil |

11. List of senior visiting faculty: **Nil**

12. Percentage of lectures delivered and practical classes handled (programme wise) by temporary faculty :

|                        |     |
|------------------------|-----|
|                        | 34% |
| c. Shri Dabhade S.N. – | 34% |
| d. Shri Sasane D.B.–   | 16% |
| e. Ku. Hatole          | 16% |

13. Student -Teacher Ratio (programme wise)

| Year           | Total number of students class wise | Total No. of students Program wise | Student Teacher Ratio |
|----------------|-------------------------------------|------------------------------------|-----------------------|
| 2009-10 – F.Y. | 55                                  | 111                                | 55.5:1                |
| 2009-10 – S.Y. | 21                                  |                                    |                       |
| 2009-10 – T.Y. | 35                                  |                                    |                       |
| 2010-11 – F.Y. | 81                                  | 131                                | 65.5:1                |
| 2010-11 – S.Y. | 40                                  |                                    |                       |
| 2010-11 – T.Y. | 10                                  |                                    |                       |
| 2011-12 – F.Y. | 52                                  | 189                                | 94.5:1                |
| 2011-12 – S.Y. | 80                                  |                                    |                       |
| 2011-12 – T.Y. | 57                                  |                                    |                       |
| 2012-13 – F.Y. | 52                                  | 168                                | 56:1                  |
| 2012-13 – S.Y. | 44                                  |                                    |                       |
| 2012-13 – T.Y. | 72                                  |                                    |                       |
| 2013-14 – F.Y. | 76                                  | 174                                | 58:1                  |
| 2013-14 – S.Y. | 51                                  |                                    |                       |
| 2013-14 – T.Y. | 47                                  |                                    |                       |
| 2014-15 – F.Y. | 63                                  | 184                                | 61.33:1               |
| 2014-15 – S.Y. | 63                                  |                                    |                       |
| 2014-15 – T.Y. | 58                                  |                                    |                       |
| 2015-16 – F.Y. | 45                                  | 162                                | 40.5:1                |
| 2015-16 – S.Y. | 56                                  |                                    |                       |
| 2015-16 – T.Y. | 61                                  |                                    |                       |

14. Number of academic support staff (technical) and administrative staff;  
Sanctioned and filled -

| Academic Support Staff | Sanctioned | Filled |
|------------------------|------------|--------|
| Laboratory Assistant   | 1          | 1      |
| Laboratory Attendant   | 1          | 1      |

15. Qualifications of teaching faculty with D.Sc / D.Litt / Ph.D/ M.Phil / PG.

| Sr. No. | Name of the faculty | Qualification              |
|---------|---------------------|----------------------------|
| 1       | Shri. Kulkarni M.K. | M.Sc.Comp-Sci, Maths B.Ed. |
| 2       | Shri Dabhade S.N.   | M.C.M.M.Sc.CompSci         |
| 3       | Shri. Sasane D.B.   | M.Sc.Comp-Sci, Phy B.Ed.   |
| 4       | Ku. Hatole P.P.     | M.Sc.Comp. Sci             |

16. Number of faculty with ongoing projects from a) National b) International Funding agencies and grants received: **Nil**

17. Departmental projects funded by DST - FIST; UGC, DBT, ICSSR, etc. and total grants received: **Nil**

18. Research Centre /facility recognized by the University: **Nil**

19. Publications:

**Shri Kulkarni M.K.**

| Sr.no. | Name of Book                                 | Publication       | Number            |
|--------|--|-------------------|-------------------|
| 1.     | Computer Fundamental and Digital Electronics | Anand Publication | 978-93-82202-18-9 |
| 2.     | Programming in C and Operating System        | Anand Publication | 978-93-82202-25-7 |
| 3.     | Data Structure and Advance Programming in C  | Anand Publication | 978-93-82202-39-4 |

**Shri Kulkarni M.K.**

| Sr. no. | Seminar, Conference | Date                  | Organized by                        | Publication       | Theme          |
|---------|---------------------|-----------------------|-------------------------------------|-------------------|----------------|
| 1.      | National Conference | 03/12/2012-04/12/2012 | Sinhgarth College of Commerece Pune | 978-81-923324-0-6 | Mobile Banking |

**Shri Sasane D.B.**

| Sr.n o. | Seminar, Conference      | Date | Organized by   | Publ icati on | Theme   |
|---------|--------------------------|------|--|---------------|---|
| 1.      | International Conference | 2009 | Dept of Computer Sci and IT Dr. B. A.M.University Aurangabad | --            | Advance in Computer Vision and Information Technology                                 |
| 2.      | National Workshop        | 2013 | Dept of Computer Sci and IT Dr. B. A.M.University Aurangabad | --            | Integrating Geospatial Technology with E-governance of an Indian District (IGST-2013) |

| Sr. No. | Type of Publication       | Number of publications |
|---------|---------------------------|------------------------|
| 1       | In peer reviewed journals | 02                     |
|         | National                  | 01                     |

|   |                  |    |
|---|------------------|----|
|   | International    |    |
| 2 | Book Publication | 03 |

20. Areas of consultancy and income generated:

| Sr. No. | Consultancy provided            | Income generated |
|---------|---------------------------------|------------------|
| 1       | Paper Assessment and Moderation |                  |
| 2       | Controller for MSCIT Exam       | -                |

21. Faculty as members in

- a) National Committees: **Nil**  
b) International Committees: **Nil**  
c) Editorial Board: **Nil**

22. Student projects

- a. Percentage of students who have done in-house projects including inter departmental/programme: **Nil**  
b. Percentage of students placed for projects in organizations outside the institution i.e.in Research laboratories/Industry/ other agencies **Nil**

23. Awards / Recognitions received by faculty and students

- i. Awards / Recognitions received by the faculty  
ii. Awards received by the students -

**Shri Dabhade S.N. –**

1. Datamatics Pacific Award Achievers, 2010 – E-books Creation  
2. Epub Team outstanding performance Award, Jan 2011 - Nashik

24. List of eminent academicians and scientists / visitors to the department:-**Nil**

25. Seminars/ Conferences/Workshops organized & the source of funding

- a) National: **Nil** b) International: **Nil**

26. Student profile programme/course wise:

| Academic Year | Name of the Course/programme (refer question no. 4) | Applications received | Selected | M  | F  | Pass percentage |
|---------------|---|-----------------------|----------|----|----|-----------------|
| 2009-10       | B.Sc.F.Y.   | 55                    | 55       | 36 | 19 | 76.36           |
|               | B.Sc.S.Y.   | 21                    | 21       | 12 | 09 | 47.61           |
|               | B.Sc.T.Y.   | 35                    | 35       | 17 | 18 | 80.00           |
| 2010-11       | B.Sc.F.Y.   | 81                    | 81       | 54 | 27 | 98.76           |
|               | B.Sc.S.Y.   | 40                    | 40       | 24 | 16 | 100             |
|               | B.Sc.T.Y.   | 10                    | 10       | 02 | 08 | 80.00           |
| 2011-12       | B.Sc.F.Y.   | 52                    | 52       | 22 | 30 | 84.61           |
|               | B.Sc.S.Y.   | 80                    | 80       | 53 | 27 | 90.00           |
|               | B.Sc.T.Y.   | 57                    | 57       | 36 | 21 | 91.22           |
| 2012-13       | B.Sc.F.Y.   | 52                    | 52       | 34 | 18 | 98.07           |
|               | B.Sc.S.Y.   | 44                    | 44       | 18 | 26 | 100             |
|               | B.Sc.T.Y.   | 72                    | 72       | 47 | 25 | 91.66           |
| 2013-14       | B.Sc.F.Y.   | 76                    | 76       | 46 | 30 | 83.00           |
|               | B.Sc.S.Y.   | 51                    | 51       | 33 | 18 | 100             |
|               | B.Sc.T.Y.   | 47                    | 47       | 24 | 23 | 89.36           |
| 2014-15       | B.Sc.F.Y.   | 63                    | 63       | 50 | 13 | 88.88           |
|               | B.Sc.S.Y.   | 63                    | 63       | 41 | 22 | 96.82           |
|               | B.Sc.T.Y.   | 58                    | 58       | 37 | 21 | 94.33           |

\*M = Male \*F = Female

27. Diversity of Students

| Academic Year      | Name of the Course | % of students from the same state | % of students from other States | % of students from abroad |
|--------------------|--------------------|-----------------------------------|---------------------------------|---------------------------|
| 2009-10 to 2014-15 | B.Sc.              | 100                               | Nil                             | Nil                       |

28. How many students have cleared national and state competitive examinations such as NET, SLET, GATE, Civil services, Defense services, etc.?: **Nil**

29. Student progression

| Student progression   |         | % against enrolled |
|---|---------|--------------------|
| UG to PG  | 2009-10 | 8.5                |
|   | 2010-11 | 20                 |
|   | 2011-12 | 17.54              |
|   | 2012-13 | 20.83              |
|   | 2013-14 | 17.02              |
|   | 2014-15 | 20.68              |
| Employed  |         | Nil                |
| <ul style="list-style-type: none"> <li>• Campus selection</li> <li>• Other than campus recruitment</li> </ul> |         |                    |
| Entrepreneurship/Self-employment  |         | 50 %               |

30. Details of Infrastructural facilities

a) Library:

**Central Library**

b) Internet facilities for Staff & Students: **Available in Library**

c) Class rooms: As per Time Table of the College

d) Laboratory:

**Nil**

31. Number of students receiving financial assistance from college, university, government or other agencies:

| Year    | Class     | Total Student | EBC | GOI |
|---------|-----------|---------------|-----|-----|
| 2009-10 | B.Sc.F.Y. | 55            | 40  | 15  |
|         | B.Sc.S.Y. | 21            | 10  | 11  |
|         | B.Sc.T.Y. | 35            | 20  | 15  |
| 2010-11 | B.Sc.F.Y. | 81            | 61  | 20  |
|         | B.Sc.S.Y. | 40            | 31  | 09  |
|         | B.Sc.T.Y. | 10            | 06  | 04  |
| 2011-12 | B.Sc.F.Y. | 52            | 35  | 17  |
|         | B.Sc.S.Y. | 80            | 62  | 18  |
|         | B.Sc.T.Y. | 57            | 38  | 19  |
| 2012-13 | B.Sc.F.Y. | 52            | 33  | 19  |
|         | B.Sc.S.Y. | 44            | 31  | 13  |
|         | B.Sc.T.Y. | 72            | 55  | 17  |
| 2013-14 | B.Sc.F.Y. | 76            | 51  | 25  |
|         | B.Sc.S.Y. | 51            | 32  | 19  |

|         |           |    |    |    |
|---------|-----------|----|----|----|
|         | B.Sc.T.Y. | 47 | 31 | 16 |
| 2014-15 | B.Sc.F.Y. | 63 | 36 | 17 |
|         | B.Sc.S.Y. | 63 | 40 | 23 |
|         | B.Sc.T.Y. | 58 | 39 | 19 |

32. Details on student enrichment programmes (special lectures / workshops / seminar) with external experts:

| Sr. No. | Name of the enrichment programme (special lecture / | Date of organization | Topic               | Name and designation of the external expert |
|---------|---|----------------------|---------------------|---|
| 1       | Guest Lecturer                                      | 19.08.2013           | Digital Electronics | Shri Kale S.R.                              |
| 2       | Guest Lecturer                                      | 13.09.2014           | Software Testing    | Miss Rudrawar                               |
| 3       | Wall Paper Presentation                             | 20.12.2014           | Cyber Crime         | Shri S.S. Joshi                             |

33. Teaching methods adopted to improve student learning:

- .ICT, Group Discussion
- Question answer method
- Quiz
- Seminar
- Charts (by using Internet )

34. Participation in Institutional Social Responsibility (ISR) and Extension Activities

**Nil**

35. SWOC analysis of the department and Future plans

**Strength**

- Qualified faculties
- Sincere efforts for quality education
- Results 80 to 100%.
- To learn Computer as a optional paper is good interest in the students.

**Weakness**

- Full time second post is not filled.
- The number of reference books in Central Library are less.

**Opportunities**

- There is an opportunity for the students to go for Higher Education.
- Fast speed and unlimited download facility of Internet.

**Challenges**

- Student have to pay fees to learn Computer Science as an optional Subject.
- Major student come to this department having poor basic knowledge of Computer Science.
- To motivate student for P.G. in Computer Sci.

**Future plans**

- Develop the lab with NIC Project of UGC
- To organize National Seminar.
- To undertake research activity by the faculty.
- To send minor research project to University Grant Commission.
- To arrange more students Seminars.
- To arrange qualitative Guest Lecturer for students of this department.

## Evaluative Report of the Commerece Department

1. Name of the department: **COMMERCE**
2. Year of Establishment: **1996**
3. Names of Programmes / Courses offered (UG, PG, M.Phil., Ph.D., Integrated Masters; Integrated Ph.D., etc.) : **UG-B.COM.**
4. Names of Interdisciplinary courses and the departments/units involved: **Nil**
5. Annual/ semester/choice based credit system (programme wise)

| Year                     | Programme                  | Annual/<br>semester              |
|--------------------------|----------------------------|----------------------------------|
| 2009-10                  | B.Com F.Y.<br>S.Y.<br>T.Y. | Semester<br>Annual<br>Annual     |
| 2010-11                  | B.Com F.Y.<br>S.Y.<br>T.Y. | Semester<br>Semester<br>Annual   |
| 2011-12 to<br>till today | B.Com F.Y.<br>S.Y.<br>T.Y. | Semester<br>Semester<br>Semester |

6. Participation of the department in the courses offered by other departments: **Nil**
7. Courses in collaboration with other universities, industries, foreign institutions, etc.  
Details of courses/programmes discontinued (if any) with reasons: **Nil**
9. Number of teaching posts

| Name of the<br>teaching post | Sanctioned | Filled |
|------------------------------|------------|--------|
| Asst. prof.                  | 03         | 02     |
| CHB                          | 01         | 03     |

10. Faculty profile with name, qualification, designation, specialization,  
(D.Sc./D.Litt./Ph.D. / M. Phil. etc.,)

| Name of the<br>faculty | Qualifica<br>tion | Designatio<br>n | Specializati<br>on | No. of<br>Years of<br>experience | No. of Ph.D.<br>Students<br>guided for<br>the last 4<br>years |
|------------------------|-------------------|-----------------|--------------------|----------------------------------|---|
| Hoke A.K.              | M.Com,<br>M. Phil | Asst. prof.     | Insurance          | 17                               | Nil   |
| Edke S.L.              | M.Com             | Asst. prof.     | Banking            | 18                               | Nil   |
| Waghmare<br>P.U.       | M. Com<br>M. Phil | CHB             | B. Eco.            | 07                               | Nil   |
| Amble S.R.             | M.Com             | CHB             | Taxation           | 01                               | Nil   |
| Atal N.O.              | M.Com             | CHB             | Entre .Dep.        | Nil                              | Nil   |

11. List of senior visiting faculty: **Dr. Shivaji Madan, Dr. Kalyan Laghane, Dr. Jitendra Ahirrao, Dr. Chandanshiv**

12. Percentage of lectures delivered and practical classes handled (programme wise) by temporary faculty: 03

13. Student –Teacher Ratio (programme wise)

| Year    | Total number of students class wise | Total No. of students Program wise | Student Teacher Ratio |
|---------|-------------------------------------|------------------------------------|-----------------------|
| 2009-10 | B.Com F.Y.-86<br>S.Y.-42<br>T.Y.-40 | 168                                | 42:1                  |
| 210-11  | B.Com F.Y.-45<br>S.Y.-36<br>T.Y.-11 | 92                                 | 23:1                  |
| 2011-12 | B.Com F.Y.-36<br>S.Y.-42<br>T.Y.-40 | 118                                | 30:1                  |
| 2012-13 | B.Com F.Y.-44<br>S.Y.-26<br>T.Y.-37 | 107                                | 27:1                  |
| 2013-14 | B.Com F.Y.-63<br>S.Y.-41<br>T.Y.-27 | 131                                | 33:1                  |
| 2014-15 | B.Com F.Y.-87<br>S.Y.-51<br>T.Y.-43 | 181                                | 45:1                  |

14. Number of academic support staff (technical) and administrative staff; sanctioned and filled – NIL

15. Qualifications of teaching faculty with D.Sc. / D. Lit. / Ph.D./ M. Phil / PG.

| Sr. No. | Name of the faculty | Qualification        |
|---------|---------------------|----------------------|
| 1.      | Hoke A.K.           | M.Com Ph. D (appear) |
| 2.      | Edke S.L.           | M.Com                |
| 3.      | Waghmare P.U.       | M. Com M. Phil       |
| 4.      | Amble S. R.         | M.Com                |
| 5.      | Atal N.O.           | M.Com                |

16. Number of faculty with ongoing projects from a) National b) International funding agencies and grants received: Nil

17. Departmental projects funded by DST – FIST; UGC, DBT, ICSSR, etc. and total grants received: Nil

18. Research Centre /facility recognized by the University: Nil

19. Publications:

| Sr. No. | Type of Publication                            | Number of publications |
|---------|--|------------------------|
| 1       | Hoke A.K.(Research papers National Conference) | 04                     |
|         | (Research papers State level Conference)       | 03                     |

20. Areas of consultancy and income generated: **Nil**

21. Faculty as members in:-**NIL**

- a) National Committees:
- b) International Committees:
- c) Editorial Board

22. Student projects

- a. Percentage of students who have done in-house projects including inter-departmental /programme: Multy state cooperative society **Survey in Majalgaon city**
- b. Percentage of students placed for projects in organizations outside the institution i.e.in Research laboratories/Industry/ other agencies **Nil**

23. Awards / Recognitions received by faculty and students:**University merit Gold Medal Student**

- 1) **Amruta Shamsundarji Indani** University Merit first, March-2012
- 2) **Anuja Shamsundarji Indani** University Merit second, March-2012

UNIVERSITY AWARDS / PRIZES

- a. **Amruta Shamsundarji Indani** Dr .Babasaheb Ambedkar Prize
- b. **Amruta Shamsundarji Indani** Late Shri Govind Kautikwar Haldekar Prize
- c. **Amruta Shamsundarji Indani** Smt.Mathurbai Bhimrao Pingle Paritoshak
- d. **Amruta Shamsundarji Indani** Late Shri Vasantao Tulshiram Kosaleg Prize
- e. **Amruta Shamsundarji Indani** Late Shri Madanlal Sitaram Agrawal Prize
- f. **Amruta Shamsundarji Indani** Late Shri Prabhakar Shivarm Wahegaonkar Smruti

Prize

24. List of eminent academicians and scientists / visitors to the department:

| Sr. No. | Name of the eminent personality | Designation / Contribution          |
|---------|---------------------------------|-------------------------------------|
| 1.      | Dr. Shivaji Madan               | M.C. Member (Dr. BAMU Aurangabad)   |
| 2.      | Dr. Kalyan Laghane              | Dean-Commerce (Dr. BAMU Aurangabad) |
| 3.      | Dr. Deshmukh R.D                | Dean, Commerce (SRTMU Nanded)       |
| 4.      | Dr. Jitendra Ahirrao            | Dankuwara Mahila Mahavidyalaya      |

25. Seminars/ Conferences/Workshops organized & the source of funding

- a) National: Nil
- b) International: Nil
- c) State :-

| Sr. No. | Title of the seminar / conference / workshop          | Date/s                         | Source of funding |
|---------|---|--------------------------------|-------------------|
| 1.      | Rural Development in Maharashtra-Issue and Challenges | 30/09/2013<br>To<br>01/10/2013 | UGC               |

26. Student profile programme/course wise:

| Academic Year | Name of the Course/programme (refer question no. 4) | Applications received | Selected | M  | F  | Pass percentage |
|---------------|---|-----------------------|----------|----|----|-----------------|
| 2009-10       | B. Com F.Y.   | 86                    | 86       | 67 | 19 | 42.00%          |
|               | S.Y   | 42                    | 42       | 36 | 06 | 34.78%          |
|               | T.Y.  | 40                    | 40       | 27 | 13 | 47.82%          |
| 2010-11       | B .Com F.Y.   | 45                    | 45       | 38 | 07 | 91.30%          |
|               | S.Y.  | 36                    | 36       | 23 | 13 | 83.33%          |
|               | T.Y.  | 11                    | 11       | 06 | 05 | 82.05%          |
| 2011-12       | B.Com F.Y.  | 36                    | 36       | 30 | 06 | 68.96%          |
|               | S.Y.  | 42                    | 42       | 36 | 06 | 35.71%          |



|         |            |    |    |    |    |         |
|---------|------------|----|----|----|----|---------|
|         | T.Y.       | 40 | 40 | 27 | 13 | 51.28%  |
| 2012-13 | B.Com F.Y  | 44 | 44 | 33 | 11 | 68.81%  |
|         | S.Y.       | 26 | 26 | 23 | 03 | 100.00% |
|         | T.Y.       | 37 | 37 | 31 | 06 | 96.42%  |
| 2013-14 | B.Com F.Y. | 63 | 63 | 49 | 14 | 100.00% |
|         | S.Y.       | 41 | 41 | 31 | 10 | 100.00% |
|         | T.Y.       | 27 | 27 | 24 | 03 | 85.71%  |
| 2014-15 | B.Com F.Y. | 87 | 87 | 67 | 20 | 94.44%  |
|         | S.Y.       | 51 | 51 | 40 | 11 | 88.00%  |
|         | T.Y.       | 43 | 43 | 32 | 11 | 87.80%  |

\*M = Male \*F = Female

#### 27. Diversity of Students

| Academic Year      | Name of the Course | % of students from the same state | % of students from other States | % of students from abroad |
|--------------------|--------------------|-----------------------------------|---------------------------------|---------------------------|
| 2009-10 to 2014-15 | B. Com F.Y.        | 100%                              | Nil                             | Nil                       |
|                    | S.Y                | 100%                              | Nil                             | Nil                       |
|                    | T.Y.               | 100%                              | Nil                             | Nil                       |

28. How many students have cleared national and state competitive examinations such as NET, SLET, GATE, Civil services, Defence services, etc.?:

- i. NET-1
  - ii. Civil Service Talathi – 1  
Court-02  
Junior Lecturer-02
- M.S.E.B.-01  
Asst. Prof.-02  
Bank - 02

#### 29. Student progression

| Student progression                                 | % against enrolled |
|---|--------------------|
| UG to PG  | 35%                |
| PG to M.Phil  |                    |
| PG to Ph.D.   |                    |
| Ph.D. to Post-Doctoral                              |                    |
| Employed  |                    |
| Campus selection                                    |                    |
| Other than campus recruitment (2009- 10 to 2014-15) |                    |
| Entrepreneurship / Self-employment                  |                    |

#### 30. Details of Infrastructural facilities

- a) Library: Available Central Library
- b) Internet facilities for Staff & Students: **-Yes**
- c) Class rooms: 03
- d) Laboratory: **Nil**

31. Number of students receiving financial assistance from college, university, government or other agencies:

| Year    | Class       | Total student | EBC/FP | GOI |
|---------|-------------|---------------|--------|-----|
| 2009-10 | B.Com .F.Y. | 86            | 60     | 26  |
|         | S.Y.        | 42            | 26     | 16  |
|         | T.Y.        | 40            | 32     | 08  |
| 2010-11 | B. Com F.Y. | 45            | 27     | 18  |

|         |             |    |    |    |
|---------|-------------|----|----|----|
|         | S.Y.        | 36 | 28 | 08 |
|         | T.Y         | 11 | 08 | 03 |
| 2011-12 | B. Com F.Y. | 36 | 25 | 11 |
|         | S.Y.        | 42 | 26 | 16 |
|         | T.Y.        | 40 | 32 | 08 |
| 2012-13 | B.Com .F.Y. | 44 | 32 | 12 |
|         | S.Y.        | 26 | 21 | 05 |
|         | T.Y.        | 37 | 25 | 12 |
| 2013-14 | B Com .F.Y. | 63 | 46 | 17 |
|         | S.Y.        | 41 | 31 | 10 |
|         | T.Y.        | 27 | 22 | 05 |

32. Details on student enrichment programmes (special lectures / workshops seminar) with external experts:

| Sr. No. | Name of the enrichment programme (special lecture / | Date of organization     | Topic  | Name and designation of the external expert |
|---------|---|--------------------------|--|---|
| 2009-10 | Guest lecture                                       | 22/09/2009               | Business Math. & Statistics                          | Dr. Vinod Bahalerao                         |
|         | Guest Lecture                                       | 08/02/2010               | I.T. Application in Business- VI                     | M.K. Kulkarani                              |
|         | Guest Lecture                                       | 15/02/2010               | Insurence  | Shri Daithankar                             |
| 2010-11 | Guest Lecture                                       | 29/09/2010               | I.T. Application in Business- V                      | D.B. Sasane                                 |
| 2011-12 | Guest Lecture Seminar                               | 23/01/2011               | Business Math. & Statistics                          | Dr. Vinod Bahalerao                         |
|         |   | 19/03/2011               | Commerce of Issues and challenges                    | V.D.Sande<br>Dr.S.B.chandanshive            |
|         | Guest Lecture                                       | 28/09/2012               | Business Math. & Statistics                          | Dr. Vinod Bahalerao                         |
|         | Guest Lecture                                       | 25/02/2013               | I.T. Application in Business- VI                     | M.K. Kulkarani                              |
|         | Guest Lecture                                       | 27/02/2013               | Challenges of LIC                                    | Sarwade Bhimrao.                            |
| 2012-13 | Guest Lecture                                       | 12/08/2013               | Banking & Finance                                    | Mr. Sunil Saundarmal                        |
|         | Guest Lecture                                       | 21/10/2013               | Business Math. & Statistics                          | .Dr. Vinod Bahalerao                        |
|         | Seminar   | 12/11/2013               | Cost Accounting, ICWA,                               | R.S. Patil<br>S.R. Maniyar<br>S.P. Joshi    |
|         | Conference (State Level)                            | 30/09/2013 To 01/10/2013 | Rural Development Maharashtra -Issues and Challenges | Dr.Shivaji Madan (M.C.Member Dr.BAMUA'bad)  |

|         |  |                              |  |  |
|---------|--|------------------------------|--|--|
|         |  |                              |  | Dr.Deshmukh<br>R.D.<br>(Dean Comm.<br>SRTMU Nanded)<br>Dr. Kalyan<br>Laghane |
| 2013-14 | Guest<br>Lecture<br>Industral.<br>tour | 27/01/2014<br><br>01/02/2014 | Banking & Fin.<br>Suparana Caarpet industries,<br>sendra midc aurangabad | Saundarmal sunil<br>s.   |

33. Teaching methods adopted to improve student learning: Lecture Audio-Visual

34. Participation in Institutional Social Responsibility (ISR) and Extension Activities NIL

**35. SWOC analysis of the department and Future plans**

Strengths:-

- Good result at UG.
- Use of ICT in Teaching.
- Regular classes with effective teaching.
- Gold medal student our college.

Weaknesses: - - Research Activities.

- Less number of students present in classroom.
- Lack of career awareness.
- Poor sincerity and dedication of students.

Opportunities: - -To prepare our students for central universities etc.  
-To orient student for basic research in the subject.

Challenges:-

- To increase high scientific temper among students.
- To increase the attendance of student
- To enhance basic skills of students for creation of self- employability.

Future plans:-

- To start P.G. Course M.com, D.B.M.
- To organise national /international conference.
- To start competitive exam classes.
- To organise Banking, CPT, MBA Entrance classes.
- To motivate students for administrative services.
- To undertake departmental research project.
- To arrange campus interviews.

## **Post Accreditation Initiatives**

### **And**

### **Brief Note on implementation of Peer Team Recommendations**

In first accreditation, our college was given C grade by NAAC. Peer team visited to our college on 5th and 6th Oct. 2009. They have interactive meetings separately with Governing Council office bearers, Principal, Teaching faculty, Non-Teaching Staff, students, Alumni and the parents. They went through documents submitted by the college in support of self-study report and otherwise. The honorable member of peer team appreciated our efforts towards the quality education provided by our college and gave recommendations to further strengthen the curricular, co-curricular, and extracurricular and extension activities of the college. Most of the peer team recommendations are duly implemented during post accreditations. The efforts made to enhance the quality during post accreditation period are as follows....

- The central library is enriched by books and journal. The details are as follows Sr. No. Particular

Books & Journals No. Cost.

1 At First Accreditation (2009) 9456 value = 91063/-

2 At Reaccreditation (2015) 15849 value = 915500/-

During the post accreditation period 6393 books of the value of Rs. 824437/- and 14 Journals of Rs. 60767/- are added.

- The computerization of library is in progress. It is completed up to 80%. Audio Visual CD's and internet facility are provided in Library.
- Computerizations in admissions, examination and office administration is almost completed.
- Separate computer lab consisting of 37 computers LCD projector and internet facility is provided to Commerce department.
- Computer training is made compulsory to all students by providing "Hundred hours computer course" to all students by University. Students are not allowed to appear for UG exam without completing this course.
- A multipurpose auditorium for cultural and other activities is constructed.
- All efforts are made for recruitment of regular faculty. Appointments depends on the Roster Sanctioned by the special cell of the University and Govt. authorities. This process is time consuming. However the care is taken that the teaching of the concern subjects is not suffered in any case.
- For the subjects of Music, Sanskrit, Computer Science, Drama and TMAPA faculty teachers are appointed by Management. Respectable amount of salary and annual increments are paid to them.
- Introduction of the PG courses in non PG departments is a process governed by University itself. We have some departments which have qualified faculty to start PG courses. But it is hardly possible to fulfill the conditions laid down by the University. However we are planning to introduce PG course in Science and Commerce department in near future.
- Efforts are made to increase the participation of girls in sports and students union activities. Girls are encouraged to participate in intercollegiate sports tournaments. For Team games and Athletics girls participated and brought prizes.

- Women's Grievance and Redressal Cell is established in the college to enhance the use of college facilities by girls as well as to understand the problems of girls. Several activities were undertaken for woman empowerment. As a result the participation of girls is improved in all activities.

- Attempts are made to establish the industrial linkage for commerce and IT students. Guest lectures of experts from industry are arranged. Competitive exam guidance cell is established in the college. It prepares students for competitive exams.

- Research activities in the departments are satisfactory in the post accreditation period.

The details are as follows –

- i. In department of Marathi, Principal, Dr. K. L. Kamble is recognized research guide for Ph.D. of Dr. B.A.M. University Aurangabad. Eight students are working for Ph.D. under his guidance. All the teachers in the department participated in several conferences.
  - ii. In department of economics, Dr. M. P. Deshmukh is research guide, presently six students are working one is awarded.
  - iii. Recently Dr. S. B. Ingole, Dr. D. K. Gavte and Dr. S. R. Mitkar recognized as research guides.
- Activities are made for value based education on human rights, Social Justice, Secularism, Democracy, Gender equality and untouchability. NSS, Student council and other students associations arrange activities on value based education. e.g. Lecture series on Gender equality Ant raging laws , Positive attitude, leadership development, etc.
  - Following infrastructure work is completed during post accreditation period. → Repairs and Maintenance of Class Rooms including doors and windows is completed → Multipurpose Auditorium is constructed → Ground Maintenance & leveling is made → Principal Cabin and Office Cabins are completed → Separate computer lab for Commerce faculty is established.

02 Printers → Library Stack Rooms extended → Facility of CC TVs & Cameras is made available in the premises and class rooms → Glass Boards for class rooms are made available → Separate Sanitary facility is provided to girls. → Separate drinking water facility is provided to boys, girls, and staff → I.T. Infrastructure with networking facility provided to office & Exam Dept. → Inverter facility is provided for continuous backup to office and computer lab. To sum up it can be said that the college put all possible efforts for implementation of recommendations of peer team. It resulted in to quality enhancement and encouraged the college to volunteer re-accreditation process.

## **Declaration by the Head of the Institution**

I certify that the data included in this Self-study Report (SSR) are true to the best of my knowledge. This SSR is prepared by the institution after internal discussions, and no part thereof has been outsourced.

I am aware that the Peer team will validate the information provided in this SSR during the peer team visit.

Sd/-

Principal

Shri Siddheshwar Mahavidyalaya, Majalgaon

Dist. Beed, Maharashtra, India

Place: Majalgaon

Date: 21/10/20015

# Dr. BABASAHEB AMBEDKAR MARATHWADA UNIVERSITY,

AURANGABAD – 431004 (Maharashtra) (India)

'A' Grade by NAAC

Tel. No. : (0240)2403118, 2403119

Registrar:- (W)2403333

(R)2400203, 2403310

Fax :- (0240)2403124, 2403335

Telegram:-Bamucity.

Web site:- [www.bamu.net](http://www.bamu.net)

e-mail:- [bcud.office@bamu.ac.in](mailto:bcud.office@bamu.ac.in)

University Campus  
Aurangabad 431004  
(Maharashtra) (India)

Ref No :- Edu/affiliation/MCM/259/2014-15/19236-45.

Date:-16/08/2014

To,

Res. Principal,

Shri Siddheshwar Arts, Commerce & Science Mahavidyalaya,

Majalgaon, Dist. Beed.

**Subject :- To pursue and Expatiate the affiliation for UG and PG Courses from June 2014. Ref :- Proposal No. 259 of academic Council dt. 08/07/2014.**

Respected Sir,

To pursue and expatiate the affiliation of you college from june 2014 an affiliation committee was appointed to visit your college.

According to affiliation renewal committee who visited to your college and adduce reports in the academic council meeting held on dt. 08/07/2014. According to Maharashtra University statute 1994 bylaws 83(4) provisions from Annexure 'A' curriculum and admission capacity Rules and Regulations subject to condition from June 2014 for one year UG and PG courses affiliation is granted to pursue and expatiate and natural growth.

According to Maharashtra University Statute 1994 bylaws 83(4) provision above academic council decision is conveyed to you and it is requested to you that the terms and conditions revolved by academic council will have to be completed within three months and undertaking regarding the completion of terms and conditions will have to be submitted on or before 25/08/2014 to the University and similarly the completion report will have to be submitted before 25/10/2014 to the University.

According the Annexure 'A', Annexure 'B' and Annexure 'C' resolved by University the affiliation renewal committee report your college UG and PG courses secured the marks as shown in the following table.

|                              |  | Maximum Marks | Total Marks<br>Obtained | % of Minimum<br>Required Marks | % of Total Marks<br>Obtained |
|------------------------------|--|---------------|-------------------------|--------------------------------|------------------------------|
| Annexure 'A'                 |  | 100           | 92                      | 70%                            | 92%                          |
| Annexure 'B'                 |  | 200           | 154                     | 60%                            | 77%                          |
| Annexure 'C'                 | Arts and Social<br>Sciences Faculty.<br>B.A. | 50            | 40                      | 60%                            | 80%                          |
| Annexure 'C' for PG<br>Dept. | Arts Faculty<br>M.A. Marathi                 | 100           | 81                      | 60%                            | 81%                          |

You are also informed that, this affiliation is subject to the condition to fulfill the terms and conditions laid down by University here before. Please Note.

Information regarding Curriculum and Admission Capacity. (Annexure 'A')

| Sr. No. | Name of Degree | Year                | Name of Annual Affiliated Curriculum  | Batch wise admission capacity resolved for the annual Affiliation | Name of the Curriculum having permanent affiliation in the College   | Batch wise Admission Capacity to the Curriculum with permanent affiliation | Remark |
|---------|----------------|---------------------|---|---|--|--|--------|
| 1       | 2              | 3                   | 4   | 5   | 6  | 7  | 8      |
| 1.      | B.A.           | First year          | Mahatma Phule and Ambedkar Vichardhara, Dramatics, Music, Sanskrit (Optional) |   | English, Second language Marathi, Hindi with this compulsory subjects Marathi, Hindi, English, History, Political Science, Sociology, Economics, Public Administration | 2 Divisions (Each of 120 Students)   |        |
| 2.      | B.A.           | Second year         | Mahatma Phule and Ambedkar Vichardhara, Dramatics, Music, Sanskrit (Optional) |   | English, Second language Marathi, Hindi with this compulsory subjects Marathi, Hindi, English, History, Political Science, Sociology, Economics, Public Administration | 2 Divisions (Each of 120 Students)   |        |
| 3.      | B.A.           | Third Year          | Mahatma Phule and Ambedkar Vichardhara, Dramatics, Music, Sanskrit (Optional) |   | Marathi, Hindi, English, History, Political Science, Sociology, Economics, Public Administration   | 2 Divisions (Each of 120 Students)   |        |
| 4.      | B.Sc.          | First year          | --  |   | English, Second language Marathi, Hindi with this compulsory subjects Zoology, Botany, Chemistry, Computer Science, Physics, Mathematics                               | 2 Divisions (Each of 120 Students)   |        |
| 5.      | B.Sc.          | Second year         | --  |   | English, Second language Marathi, Hindi with this compulsory subjects Zoology, Botany, Chemistry, Computer Science, Physics, Mathematics                               | 2 Divisions (Each of 120 Students)   |        |
| 6.      | B.Sc.          | Third Year          | --  |   | Zoology, Botany, Chemistry, Computer Science, Physics, Mathematics   | 2 Divisions (Each of 120 Students)   |        |
| 7.      | B.Com.         | F.Y., S.Y. and T.Y. | --  |   | Commerce   | 1 Divisions (120 Students)   |        |
| 8.      | M.A.           | First year          | Marathi   |   |  | 1 Divisions (60 Students)  |        |
| 9.      | M.A.           | Second year         | Marathi   |   |  | 1 Divisions (60 Students)  |        |

- Rules :- 1) Purchase Musical instruments and make a separate department.  
2) Purchase Books, Resources for Thoughts and Dramas  
3) Start Departmental library in P.G.Marathi.  
4) Appointment of full – time qualified Librarian.

Yours Faithfully,  
Sd/-  
Director, BCUD



Copy to :- (Annexure 'A')

1. Hon. Director ( Higher Education ) Maharashtra State, Shivaji Nagar Pune for the information.
2. Hon. Director Technical Education Maharashtra State Mumbai.
3. Hon. Joint Director ( Higher Education ) Aurangabad division Aurangabad, for the information.
4. Hon. Director Technical Education Near to Devgiri College Aurangabad.
5. Hon. Controller of Examination Dr. Babasaheb Ambedkar Marathwada University, Aurangabad for the information.
6. Deputy Registrar ( Special Cell ) Dr. Babasaheb Ambedkar Marathwada University, Aurangabad for the information.
7. Hon. CEO, -MKCL I.C.C. Trade Tawar 5<sup>th</sup> Floor A wing Senapati Bapat Marg Pune for the information.
8. Superintendent Non Merchandized ( Education Department ) Dr. Babasaheb Ambedkar Marathwada University, Aurangabad for the information.
9. Assistant Superintendent, Eligibility Section ( Education Department ) Dr. Babasaheb Ambedkar Marathwada University, Aurangabad for the information.

Yours Faithfully,  
Sd/-  
Director,  
BCUD



विश्वविद्यालय अनुदान आयोग  
University Grants Commission  
मानव संसाधन विकास मंत्रालय, भारत सरकार  
Ministry of Human Resource Development, Govt. of India  
पश्चिम विभागीय कार्यालय गणेशखिंड, पुणे- ४११००७  
Western Regional Office, Ganeshkhind, Pune - 411007.

Ph: 020 - 25696896, 25696897  
Fax: 020 - 25691477  
Website- www.ugc.ac.in  
Email: wrougc@gmail.com

File No: 23-1343/14(WRO)

20 FEB 2015

THE PRINCIPAL,  
SHRI SIDDESHWAR MAHAVIDYALAYA,  
MAJALGAON, MAJALGAON, BEED-431131.

**Subject: Approval for Minor Research Project during XII Plan.**

Sir/Madam,

I am directed to convey the approval of the UGC for a Minor Research Project in the subject of **History** entitled "Rajarshi Shahu Maharajanche Arakshan va Sadhya Sthiti - Ek Abhyas" to be undertaken by Mr. Phasale G. P. of SHRI SIDDESHWAR MAHAVIDYALAYA, MAJALGAON, MAJALGAON, BEED - 431131.

| Non-Recurring Grant<br>(For Two years) | Amount<br>(Rs.) | Recurring grant<br>(For Two years) | 1st Year<br>Amount | 2nd Year<br>Amount |
|--|-----------------|------------------------------------|--------------------|--------------------|
| Books & Journals                       | 30000           | Contingency                        | 17500              | 17500              |
| Equipment                              | 35000           | Special Need                       | 0                  | 0                  |
|  |                 | Travel/Field work                  | 20000              | 20000              |
|  |                 | Chemicals & Glassware              | 0                  | 0                  |
|  |                 | Others                             | 0                  | 0                  |
| Total (Rs.)                            | 65000           |                                    | 37500              | 37500              |

**Total allocation amount for the project: Rs. 140000/-**

You may send the Acceptance Certificate as per Annexure-II (Copy enclosed) duly forwarded by the Principal of the College alongwith acceptance of the conditions governing the research project to this office and through email at [wrougc@gmail.com](mailto:wrougc@gmail.com) immediately.


Yours sincerely,

  
(Dr. Devender Kawday)  
Joint Secretary

Copy to:

1. MR. PHASALE G. P.,  
HEAD, DEPT. OF HISTORY,  
SHRI SIDDESHWAR MAHAVIDYALAYA,  
MAJALGAON,  
MAJALGAON, BEED- 431131.
2. DIRECTOR (BCUD),  
DR.B.A.MARATHWADA UNIVERSITY, AURANGABAD,  
AURANGABAD- 431004.
3. GUARD FILE.

  
(L. N. Sahu)  
Section Officer





विश्वविद्यालय अनुदान आयोग  
University Grants Commission  
मानव संसाधन विकास मंत्रालय, भारत सरकार  
Ministry of Human Resource Development, Govt. of India  
पश्चिम विभागीय कार्यालय गणेशखिंड, पुणे- ४११००७  
Western Regional Office, Ganeshkhind, Pune - 411007.

Ph: 020 - 25696896, 25696897  
Fax: 020 - 25691477  
Website- www.ugc.ac.in  
Email: [wrougc@gmail.com](mailto:wrougc@gmail.com)

File No: 23-1344/14(WRO)

20 FEB 2015

THE PRINCIPAL,  
SHRI SIDDESHWAR MAHAVIDYALAYA,  
MAJALGAON, MAJALGAON, BEED-431131.

**Subject: Approval for Minor Research Project during XII Plan.**

Sir/Madam,

I am directed to convey the approval of the UGC for a Minor Research Project in the subject of **History** entitled "The Role of Bhakti Cult and its Impacts on the Society of Beed District (From A.D. 1947 - 1980)" to be undertaken by Mr. Malu K. K. of SHRI SIDDESHWAR MAHAVIDYALAYA, MAJALGAON, MAJALGAON, BEED - 431131.

| Non-Recurring Grant<br>(For Two years) | Amount<br>(Rs.) | Recurring grant<br>(For Two years) | 1st Year<br>Amount | 2nd Year<br>Amount |
|--|-----------------|------------------------------------|--------------------|--------------------|
| Books & Journals                       | 30000           | Contingency                        | 15000              | 15000              |
| Equipment                              | 35000           | Special Need                       | 0                  | 0                  |
|  |                 | Travel/Field work                  | 20000              | 20000              |
|  |                 | Chemicals & Glassware              | 0                  | 0                  |
|  |                 | Others                             | 0                  | 0                  |
| Total (Rs.)                            | 65000           |                                    | 35000              | 35000              |

**Total allocation amount for the project: Rs. 135000/-**

You may send the Acceptance Certificate as per Annexure-II (Copy enclosed) duly forwarded by the Principal of the College alongwith acceptance of the conditions governing the research project to this office and through email at [wrougc@gmail.com](mailto:wrougc@gmail.com) immediately.

श्री.सिद्धेश्वर महाविद्यालय,  
(कला, विज्ञान, वाणिज्य)  
माजलगांव.जि.बीड.४३१.१३१

10 MAR 2015

आयक क्रमांक.४०१५  
विभाग.....

Yours sincerely,

(Dr. Devender Kawday)  
Joint Secretary

Copy to:

1. MR. MALU K. K.,  
HEAD, DEPT. OF HISTORY,  
SHRI SIDDESHWAR MAHAVIDYALAYA,  
MAJALGAON,  
MAJALGAON, BEED- 431131.
2. DIRECTOR (BCUD),  
DR.B.A.MARATHWADA UNIVERSITY, AURANGABAD,  
AURANGABAD- 431004.
3. GUARD FILE.

(L. N. Sahu)  
Section Officer

UGC  
10/3

श्री.सिद्धेश्वर महाविद्यालय  
लेखा विभाग, बीड



No. F.76-1181/15(WRO) XII Plan.

The DDO  
University Grants Commission (WRO)  
Pune-411 007.

24 FEB 2015

Subject: Release of Grant under the Scheme of Establishment and Monitoring of the Internal Quality Assurance Cells (IQACs) in Colleges during XII Plan period.

Sir/Madam,

I am directed to convey the sanction of the Commission for payment of on account grant of Rs. 270000/- (Rupees Two Lakh Seventy Thousand only) as seed money for the year 2014-2015 to SHRI SIDHEDSHWAR MAHAVIDYALAYA, MAJALGAON, MAJALGAON, BEED-431 131 as an 90% grant for Establishment and Monitoring of the Internal Quality Assurance Cells (IQACs) in Colleges during the XII plan period.

Head: 3(A), (B), (C)

| NAME OF THE SCHEME | HEAD OF ACCOUNT | UGC ALLOCATION | GRANT NOW BEING SANCTIONED (90%) | GRANT ALREADY RELEASED | (In Rupees)<br>TOTAL GRANT |
|--------------------|-----------------|----------------|----------------------------------|------------------------|----------------------------|
| IQAC               | 3(31)           | 240000         | 216000                           | NIL                    | 216000                     |
|                    | 3(35)           | 60000          | 54000                            | NIL                    | 54000                      |
|                    | Total:          | 300000         | 270000                           | NIL                    | 270000                     |

- The grants should be utilized within the time period as specified under the GFR, 2005.
  - The grant shall not be used for self-financing/ non-grant/unaided courses & teachers.
  - If it come to our notice that the college is Self-finance. The entire amount has to be refunded to UGC (WRO), Pune with penal interest @ 10% per annum.
  - The XII Plan guidelines available in the UGC website [www.ugc.ac.in](http://www.ugc.ac.in) may be referred by the college for the composition of the committee, function and follow-up action of IQAC. The College shall incur expenditure on items as given in the guidelines.
1. The sanctioned amount is debitale to the Plan Head 3(A), (B), (C) and is valid for the financial year 2014-15.

| Sr. No. | Component             | Head of A/c | Amount |
|---------|-----------------------|-------------|--------|
| 1.      | General Component 76% | 3(A)        | 205200 |
| 2.      | SC 16%                | 3(B)        | 43200  |
| 3.      | ST 8%                 | 3(C)        | 21600  |

2. The amount of the grants shall be drawn by the Account Officer/ Drawing and Disbursing Officer (DDO), UGC (WRO), Pune on the Grants-in-aid bill and shall be disbursed to and credited to the Principal of the college through Electronic mode as per the following details:

|   |  |   |
|---|--|---|
| a | Details (Name & Address) of Accounts Holder: | THE PRINCIPAL, SHRI SIDHEDSHWAR MAHAVIDYALAYA, MAJALGAON, MAJALGAON, BEED-431 131 |
| b | Account No.:                                 | 11351134455   |
| c | Name & Address of Bank Branch:               | STATE BANK OF INDIA, MAJALGAON  |
| d | MICR Code:                                   | --  |
| e | IFSC Code:                                   | SBIN0003798   |
| f | Type of Account                              | Saving Bank Account   |

श्री.सिद्धेश्वर महाविद्यालय,  
(कला, विज्ञान, वाणिज्य)  
माजलगांव. जि. बीड. ४३१. १३१

12 MAR 2015

UGC  
Principal

Principal  
Shri Siddheshwar Mahavidyalaya



P.K. Sharma  
Under Secretary  
Ph: 011-23238849  
UGC Website: www.ugc.ac.in



बहादुरशाह जफर मार्ग  
नई दिल्ली-110 002  
UNIVERSITY GRANTS COMMISSION  
BAHADUR SHAH ZAFAR MARG  
NEW DELHI-110 002

F.9-109/2007 (CPP-I)

November, 2008

The Registrar,  
Dr. Babasaheb Ambedkar Marathwada University,  
Aurangabad-431 004 (M.S.)

06 NOV 2008

Sub:- List of Colleges prepared under Section 2 (f) of the UGC Act, 1956- Inclusion of New College

Sir

I am directed to refer to the letter No. SSSMUGC/Reg./2006-09/5482 dated 26.09.2006 received from the Principal, Shri Siddheshwar Mahavidyalaya, Majalgaon, District Beed (M.S.) on the subject cited above and to say that the name of the following College has been included in the list of Colleges prepared under Section 2 (f) of the UGC Act, 1956 under the head Non-Government Colleges teaching upto Bachelor's Degree -

| Name of the College  | Year of Establishment | Remarks  |
|--|-----------------------|--|
| Shri Siddheshwar Mahavidyalaya,<br>Majalgaon, District Beed (M.S.)<br>(On temporary affiliation) | 1996                  | The College is <u>not</u> eligible to receive Central assistance in terms of the Rules framed under Section 12 (9) of the UGC Act, 1956. |

The Indemnity Bond and other documents submitted in respect of the above College have been accepted by the Commission.

Yours faithfully,

(P.K. Sharma)  
Under Secretary

Copy forwarded to:-

1. The Principal, Shri Siddheshwar Mahavidyalaya, Majalgaon, District Beed (M.S.)
2. The Secretary, Government of India, Ministry of Human Resource Development, Department of Higher Education, Shastri Bhavan, New Delhi-110 001.
3. The Secretary, Government of Maharashtra, Higher Education Department, Mumbai (M.S.)
4. The Deputy Secretary, UGC, Western Regional Office, Ganeshkhind, Poona University Campus, Pune (M.S.)-411 007.
5. Publication Officer, UGC-Website, New Delhi.
6. Section Officer (F.D.-II Section) U.G.C., New Delhi.
7. All Sections, U.G.C., New Delhi.
8. Guard file.

Copy sent to  
Dr. Babasaheb Ambedkar Marathwada University  
Aurangabad

Signature  
(Mrs. Sunita Gulati)  
Section Officer  
Aurangabad Dist. Beed

23234116, 23235733, 23232317  
23236735, 23239437, 23239627



नई दिल्ली-110 002  
UNIVERSITY GRANTS COMMISSION  
BAHADURSHAH ZAFAR MARG  
NEW DELHI-110 002

Extension No. 413 (CPP-I Colleges)

UGC Website: [www.ugc.ac.in](http://www.ugc.ac.in)

F No. 8-109/2007 (CPP-I/C)

July, 2011

27 JUL 2011

The Registrar,  
Dr. Babasaheb Ambedkar Marathwada University,  
Aurangabad - 431 004,  
**Maharashtra.**

Sub: - Declaring a College fit to receive Central Assistance under Section 12 (B) of the UGC Act, 1956.

Sir,

I am directed to refer to the letter No. SSMM/2011-2012/7799 dated 24.05.2011 received from the Principal, Shri Siddheshwar Mahavidyalaya, Majalgaon, District Beed - 431 131, (Maharashtra) on the above subject and to say that it is noted that the following college is aided and permanently affiliated to Dr. Babasaheb Ambedkar Marathwada University. I am further to say that the name of the following college has been included in the list of colleges prepared under Section 12 (B) of the UGC Act, 1956 under the head 'Non Government Colleges teaching upto Bachelor's Degree' -

| Name of the College   | Year of Establishment | Remarks   |
|---|-----------------------|---|
| Shri Siddheshwar Mahavidyalaya, Majalgaon, District Beed - 431 131, (Maharashtra) | 1996                  | The college is already included under Section 2 (f) of the UGC Act, 1956 vide this office letter No F. 8-109/2007 (CPP-I) dated 06.11.2008. The College is now declared fit to receive Central assistance in terms of Rules framed under Section 12 (B) of the UGC Act, 1956. |

The documents submitted in respect of the above College have been accepted by the University Grants Commission.

Yours faithfully,

(Uma Bali)  
Under Secretary

Copy to:-

1. The Principal, Shri Siddheshwar Mahavidyalaya, Majalgaon, District Beed - 431 131, (Maharashtra)
2. The Secretary, Government of India, Ministry of Human Resource Development, Department of Higher Education, Shastri Bhawan, New Delhi - 110 001
3. The Principal Secretary, Tech. & Higher Education Department, Government of Maharashtra, Mantralaya, Annexe Building, Mumbai - 400 032 (Maharashtra)
4. The Deputy Secretary, UGC, Western Regional Office (WRO), Ganeshkhind, Poona - 411 007, (Maharashtra)
5. Publication Officer (Website-UGC), New Delhi.
6. Section Officer (F.D.-III Section) U.G.C., New Delhi.
7. All Sections, U.G.C., New Delhi.





राष्ट्रीय मूल्यांकन एवं प्रत्यायन परिषद  
विश्वविद्यालय अनुदान आयोग का स्वयत्त संस्थान

**NATIONAL ASSESSMENT AND ACCREDITATION COUNCIL**  
*An Autonomous Institution of the University Grants Commission*

# *Certificate of Accreditation*

*The Executive Committee of the  
National Assessment and Accreditation Council  
on the recommendation of the duly appointed  
Peer Team is pleased to declare the  
Bharatiya Shikshan Prasarak Sanstha's  
Shri Siddheshwar Mahavidyalaya  
Majalgaon, Dist. Beed, affiliated to  
Dr. Babasaheb Ambedkar Marathwad University, Maharashtra as  
Accredited  
with CSIPA of 1.89 on four point scale  
at C grade  
valid up to December 30, 2014*

*Date : December 31, 2009*



*Harman*  
Director

**PEER TEAM REPORT ON**  
**Institutional Accreditation of**  
**SHRI SIDDHESHWAR MAHAVIDYALAYA**  
**Place : Majalgaon Dist Beed. - 431131 State: Maharashtra**

| Section I: GENERAL   | Information   |
|--|---|
| 1.1 Name & Address of the Institution:   | Shri Siddheshwar Mahavidyalaya<br>Court Road, Majalgaon Dist. Beed 431131<br>(M.S.)   |
| 1.2 Year of Establishment:   | 1996  |
| 1.3 Current Academic Activities at the Institution (Numbers):                                |   |
| Faculties/ Schools:  | 3   |
| Departments/ Centres:  | Arts : 12, Science :6, Commerce : 1 Total : 19  |
| Programmes/ Courses offered:   | UG : 3 PG: 1 Total : 4  |
| Permanent Faculty Members:   | 29  |
| Permanent Support Staff:   | 16  |
| Students:  | UG – 503 PG - 33  |
| 1.4 Three major features in the institutional Context (As perceived by the Peer Team):       | <ul style="list-style-type: none"> <li>• Institution is run by Bhartiya Shikshan Prasarak Sanstha, Ambojogai which is managing 36 Educational Institutions starting from Kinder Garden to Post Graduation.</li> <li>• The decline in the intake and result</li> <li>• Instituted some need based Self Financing Courses including Certificate Courses.</li> </ul> |
| 1.5 Dates of visit of the Peer Team (A detailed visit schedule may be included as Annexure): | 5 <sup>th</sup> & 6 <sup>th</sup> Oct 2009  |
| 1.6 Composition of the Peer Team which undertook the on- site visit:                         |   |
| Chairperson  | Prof. J. Shashidhara Prasad   |
| Member   | Prof. A.K. Pattanayak (Co-ordinator)  |
| Member   | Dr.R.K.Pande  |
| NAAC Officer:  | Dr. Ms. Sujata P. Shanbhag  |

Shri Siddheshwar Mahavidyalaya, Majalgaon (M.S.)



|                                      |  |
|--------------------------------------|--|
| 2.7.2 Inclusive Practices:           | <ul style="list-style-type: none"> <li>• Gender equality is maintained.</li> <li>• Patronage for socio economically weaker sections.</li> <li>• Academic growth of disadvantaged sections being monitored.</li> </ul>  |
| 2.7.3 Stakeholder Relationships:     | <ul style="list-style-type: none"> <li>• Students friendly environment.</li> <li>• Sensitization of students with problems of society.</li> <li>• Parents teachers meeting should be organized frequently.</li> <li>• Alumni support to be sought.</li> </ul>  |
| <b>Section III: OVERALL ANALYSIS</b> | <i>Observations (Please limit to five major ones for each and use telegraphic language) (It is not necessary to denote all the five bullets for each)</i>  |
| 3.1 Institutional Strengths:         | <ul style="list-style-type: none"> <li>• Faculty strength is in conformity with good student-teacher ratio.</li> <li>• The college takes special care of the socially and economically disadvantaged students belonging to rural area.</li> <li>• Good symbiotic relationship among management, teachers and students.</li> <li>• Note worthy extension activities.</li> <li>• Need based short term vocational courses.</li> <li>• Patronage for local culture by introducing Music and Dramatics.</li> </ul> |
| 3.2 Institutional Weaknesses:        | <ul style="list-style-type: none"> <li>• Fall in number of students.</li> <li>• Decline in the results.</li> <li>• Non availability of good laboratories and library.</li> <li>• Research output is not satisfactory.</li> <li>• Limited exposure of students and teachers.</li> <li>• Lack of residential facilities for students.</li> <li>• No internal quality assurance and monitoring mechanism.</li> <li>• Lack of adequate sports facilities.</li> </ul>   |
| 3.3 Institutional Opportunities:     | <ul style="list-style-type: none"> <li>• Possibility of Institution industry and NGOs interaction and collaboration.</li> <li>• Scope for socioeconomic studies.</li> </ul>  |


Shri Siddheshwar Mahavidyalaya, Majalgaon (M.S.)

|  |   |
|--|---|
|  | <ul style="list-style-type: none"> <li>• Faculty from other educational institution in the Sanstha can be invited for special lecturers as and when necessary.</li> <li>• Scope for other job oriented short term vocational programmes.</li> <li>• Scope for interdisciplinary programmes and research.</li> </ul>   |
| 3.4 Institutional Challenges:  | <ul style="list-style-type: none"> <li>• Scope for upliftment of economically and socially disadvantaged students of the rural area.</li> <li>• To cater to diverse regional needs.</li> <li>• Attract the talented students / retain them and enhance their competency.</li> <li>• Enhancement of the expertise of teachers.</li> <li>• Face and sustain the competition from other Institutions around.</li> <li>• Adaptability to PG teaching and research needs.</li> </ul> |
| <b>Section IV: Recommendations for Quality Enhancement of the Institution</b><br>(Please limit to <i>ten major ones</i> and use telegraphic language)<br>(It is not necessary to indicate all the ten bullets)   |   |
| <ul style="list-style-type: none"> <li>• Efforts to be made forth with for UGC 12 (B) recognition.</li> <li>• IQAC may be constituted with some external experts.</li> <li>• The new college building has to be commissioned at the earliest.</li> <li>• The laboratories and library to be augmented.</li> <li>• Stress on qualitative teaching learning and research.</li> <li>• Introduction of add on courses.</li> <li>• Creation of NCC.</li> <li>• Creation of Hostel and canteen facilities.</li> <li>• Introduction of more number of relevant PG courses.</li> </ul> |   |


Shri Siddheshwar Mahavidyalaya, Majalgaon (M.S.)

- Seek distance education programmes from YCMOU/IGNOU.
- Tutorial classes and bridge courses to be initiated.
- Sports infrastructure and sports facilities to be augmented.
- Assessment of teachers by students and management to be introduced.
- Management to financially support the teachers for participation in workshops, conferences, Seminars.

I agree with the Observations of the Peer Team as mentioned in this report.



Signature of the Head of the Institution with Date

  
Principal

Shri Siddheshwar Mahavidyalaya

Majalgaon Dist. Road 431 121

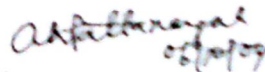
Signatures of the Peer Team Members:

Place:

Prof. J. Shashidhara Prasad  
Chairperson

  
06/10/09

Prof. A.K. Pattanayak (Member Co-ordinator)

  
06/10/09

Dr. R.K. Pande (Member)

  
06/10/09

Dr. Ms. Sujata P. Shanbhag

Shri Siddheshwar Mahavidyalaya, Majalgaon (M.S.)



केल्याने होत आहेरे । आधि केलेचि पाहीजे ॥

## भारतीय शिक्षण प्रसारक संस्था, अंबाजीगाई

### केंद्र कार्यकारणी

|     |                                   |   |               |
|-----|-----------------------------------|---|---------------|
| १)  | श्री अनिल अंबादासराव महाजन        | : | अध्यक्ष       |
| २)  | श्री डॉ. प्रकाश रामराव आनंदगावकर  | : | उपाध्यक्ष     |
| ३)  | श्री प्रा. सतिश राजाभाऊ पटकी      | : | कार्यवाह      |
| ४)  | श्री रामचंद्र नरसिंगदासजी झंवर    | : | कोषाध्यक्ष    |
| ५)  | श्री सुर्यकांत देविदास मोहरीर     | : | सहकार्यवाह    |
| ६)  | श्री किरण विनायकराव डुधरेकर       | : | सहकार्यवाह    |
| ७)  | श्री नितीन विजयकुमार शेठे         | : | सहकार्यवाह    |
| ८)  | श्री विकास रामचंद्र डुबे          | : | सदस्य         |
| ९)  | श्रीमती सुलभा गंगाधर पेद्दावाड    | : | सदस्य         |
| १०) | श्री यशवंत श्रीधरराव देशपांडे     | : | सदस्य         |
| ११) | श्री गोविंद रामप्रसादजी बाशीकर    | : | सदस्य         |
| १२) | श्री डॉ. जयंत अनंतराव जोशी        | : | सदस्य         |
| १३) | श्री कुलदिपक रेणुकादास धुमाळ      | : | सदस्य         |
| १४) | श्री सुरेश ईश्वरचंद्रजी जैन       | : | सदस्य         |
| १५) | श्री भगवान यशवंतराव पाटिल         | : | सदस्य         |
| १६) | श्री अभिमन्यु नरहरराव नेत्रगावकर  | : | सदस्य         |
| १७) | श्रीमती जमुना हरीसिंग राठोड       | : | सदस्य         |
| १८) | श्री गोविंद प्रभाकरराव पांडव      | : | सदस्य         |
| १९) | श्री चंद्रकांत अनंतराव मुळे       | : | सदस्य         |
| २०) | श्री प्रकाश मुरलीधरराव जोशी       | : | सदस्य         |
| २१) | श्री डॉ. दिगांबर भास्करराव जोशी   | : | स्विकृत सदस्य |
| २२) | श्री दिलीप दत्तात्रय पटकी         | : | स्विकृत सदस्य |
| २३) | श्री रामचंद्र लहानअप्पा साडेगावकर | : | स्विकृत सदस्य |
| २४) | श्री पद्माकर भिमराव देशपांडे      | : | स्विकृत सदस्य |
| २५) | श्री विठ्ठल प्रेमचंद कोटलवार      | : | स्विकृत सदस्य |

केल्याने होत आहेरे । आधि केलेचि पाहीजे ॥

**भारतीय शिक्षण प्रसारक संस्था, अंबाजीगाई**  
**श्री सिध्देश्वर महाविद्यालय, समिती माजलगांव**

|     |                                    |                      |
|-----|------------------------------------|----------------------|
| १.  | श्री.अमरनाथ प्रभाकरअप्पा खुर्पे    | -अध्यक्ष             |
| २.  | श्री.डॉ.कमलाकर लक्ष्मणराव कांबळे   | -कार्यवाह            |
| ३.  | श्री.आण्णासाहेब नरहरराव कुलकर्णी   | -सदस्य               |
| ४.  | श्री.जगदीश श्रीरामजी चांडक         | -सदस्य               |
| ५.  | श्री.श्रीनिवास श्रीकिशन गिल्डा     | -सदस्य               |
| ६.  | श्री.सुनिल हिंमतराव पाटील          | -शिक्षक प्रतिनीधी    |
| ७.  | श्री.गजानन बाबुराव होन्ना          | -शिक्षक प्रतिनीधी    |
| ८.  | श्री.लक्ष्मीकांत नरहरराव सोन्नर    | -शिक्षक प्रतिनीधी    |
| ९.  | श्री.उत्तेश्वर गोपाळराव आनेवार     | -शिक्षकेतर प्रतिनीधी |
| १०. | श्री.डॉ.प्रकाश रामराव आनंदगांवकर   | -संस्था प्रतिनीधी    |
| ११. | श्री.रामचंद्र लहानअप्पा साडेगांवकर | -संस्था प्रतिनीधी    |
| १२. | श्री.चंद्रकांत अनंतराव मुळे        | -संस्था प्रतिनीधी    |

## List of Teaching Staff

### A) Arts Faculty

| Sr. No. | Full Name                       | Subject   | Qualification       |
|---------|---------------------------------|-----------|---------------------|
| 1       | Dr.Kamble Kamlakar Laxman       | Marathi   | M.A.M.Phil Ph.D.    |
| 2       | Ladda Kamkishor Kalyandasji     | English   | M.A.M.Phil          |
| 3       | Dr.Gatkal Ramesh Vasantrao      | Marathi   | M.A. Ph.D.          |
| 4       | Dr.Gavte Dyaneshwar Kondiram    | Marathi   | M.A.M.Phil Ph.D.    |
| 5       | Youvraj Rajaram Mulye           | Hindi     | M.A. SET            |
| 6       | Ushamwar Gangadhar Balanna      | Hindi     | M.A.SET             |
| 7       | Phasale Gorakhnath Pandurangrao | History   | M.A.SET             |
| 8       | Dr.Puri Taty Balkisan           | Pol. Sci  | M.A.M.Phil Ph.D.    |
| 9       | Shinde Narayan Bhartarinath     | Sociology | M.A.                |
| 10      | Dr.Deshmukh Mahesh Prabhakarao  | Economics | M.A. Ph.D.          |
| 11      | Patil Sunil Himmatrao           | Pub. Admn | M.A.                |
| 12      | Dr.Malu Kedarnathji Kashinathji | History   | M.A.SET Ph.D.       |
| 13      | Bagal Jijaram Shrikrishna       | Pol. Sci. | M.A.M.Phil          |
| 14      | Sadegaonkar Umesh Ramchandra    | Phy. Edu. | M.A.M.P. Ed. M.Phil |

### B) Commerce Faculty

| Sr. No. | Full Name             | Subject  | Qualification |
|---------|-----------------------|----------|---------------|
| 1       | Hoke Ashok Kashinath  | Commerce | M.Com.M.Phil  |
| 2       | Edke Sambhaji Lobhaji | Commerce | M.Com.        |

### C) Science Faculty

| Sr. No. | Full Name                       | Subject      | Qualification     |
|---------|---------------------------------|--------------|-------------------|
| 1       | Borgaonkar Vikas Vitthalrao     | Chemistry    | M.Sc.M.Phil.      |
| 2       | Pawar Sanjay Ramkrishana        | Chemistry    | M.Sc.             |
| 3       | Kodarkar Chayaa Shivruprao      | Physics      | M.Sc.M.Phil.      |
| 4       | Dr.Mitkar Shivshankar Ramling   | Physics      | M.Sc.M.Phil.Ph.D. |
| 5       | Dr.Deshmukh Vinayak Pundlikrao  | Physics      | M.Sc.M.Phil.Ph.D. |
| 6       | Rathod Premdas Manohar          | Mathematics  | M.Sc.M.Phil.      |
| 7       | Dr.Ghadsing Premnanda Govindrao | Botany       | M.Sc.M.Phil.Ph.D. |
| 8       | Shelke Vijay Dagduji            | Chemistry    | M.Sc.             |
| 9       | Dr.Honna Gajanan Baburao        | Botany       | M.Sc.M.Phil.Ph.D. |
| 10      | Dr.Ingole Sitaram Bapurao       | Zoology      | M.Sc.Ph.D.        |
| 11      | Dr.Naik Sudhir Ramkrishanrao    | Zoology      | M.Sc.Ph.D.        |
| 12      | Kulkarni Mahesh Kishanrao       | Computer Sci | M.Sc.             |




## List of Non Teaching Staff

| Sr No. | Name                          | Designation         |
|--------|-------------------------------|---------------------|
| 1      | Anewar Uttareshwar Gopal      | Office Supretendant |
| 2      | Dharmadhikari Swati Govindrao | Senior Clerk        |
| 3      | Kulkarni Pravin Madhavrao     | Junior Clerk        |
| 4      | Gujar Anand Ramkisan          | Junior Clerk        |
| 5      | Kulkarni Sharad Sureshrao     | Lab Assistant       |
| 6      | Kumbhakarna Sunil Ramling     | Junior Clerk        |
| 7      | Kale Rajkumar Eknathrao       | Lab Assistant       |
| 8      | Gugle Atish Rameshrao         | Library Attendant   |
| 9      | Dongre Aruna Vishwanath       | Library Attendant   |
| 10     | Motale Sunil Laxmikantaro     | Lab Attendant       |
| 11     | Chambhare Ramesh Narayan      | Lab Attendant       |
| 12     | Pandagale Rajiv Wamanrao      | Lab Attendant       |
| 13     | Pandit Vishnu devrao          | Lab Attendant       |
| 14     | Phase Baban Laxman            | Peon                |
| 15     | Kolpuse Bhagwan Gunaji        | Peon                |
| 16     | Nandgaonkar Pramod Kumarrao   | Lab Attendant       |
| 17     | Mote Datta Navnath            | Lab Attendant       |
| 18     | Ujade Shailesh Suryakant      | Lab Attendant       |
| 19     | Kopnar Rajeshwar Bapurao      | Lab Attendant       |
| 20     | Gutte Mahadev Vishnu          | Peon                |



भारतीय शिक्षण प्रसारक संस्था, अंबाजोगाई संचालित,  
**श्री सिद्धेश्वर महाविद्यालय, माजलगांव**  
(कला, विज्ञान, वाणिज्य)

**PROSPECTUS**







बन्यावे, हात जोडू १ । जायी बन्याची पाहिली ।।

भारतीय शिक्षण प्रसारक संस्था अंवाजोगाई, संचालित

# श्री सिध्देश्वर महाविद्यालय

माजलगाव, ता. माजलगाव, जि. बीड



एक कदम स्वच्छता की ओर

## विचारवेध

वार्षिक अंक २०१४-१५

E-mail - [siddheshwar.college@gmail.com](mailto:siddheshwar.college@gmail.com)

Website : [www.siddheshwarcollege.com](http://www.siddheshwarcollege.com)